

**AGENDA  
CITY COUNCIL  
REGULAR MEETING  
CITY OF WYOMING, MINNESOTA  
NOVEMBER 21, 2023  
7:00 PM**

**CALL TO ORDER:**

**CALL OF ROLL:**

**DETERMINATION OF A QUORUM:**

**PLEDGE OF ALLEGIANCE:**

1. Webelos Pack #9142 - Leading the pledge of Allegiance

**OPEN FORUM:**

*“An opportunity for members of the public to address the City Council on items on/or not on the current agenda. Items requiring Council action maybe deferred to staff or Boards and Commissions for research and future Council Agendas if appropriate. You will be limited to three (3) minutes and we ask that you conduct yourself in a professional, courteous manner, and refrain from the use of profanity. Failure to abide by this policy may result in the loss of your privilege to speak”.*

**APPROVAL OF MINUTES:**

2. Consider approving the minutes of the "Special Meeting" of the Wyoming, Minnesota City Council for November 7, 2023
3. Consider approving the minutes of the "Work Session" of the Wyoming, Minnesota City Council for November 8, 2023

**SCHEDULED BID LETTINGS:**

**SCHEDULED PUBLIC HEARINGS:**

4. To consider **Resolution 23-11-109** a resolution approving the Assessment Roll for the 2023 Fallbrook Ave/264th Street Construction Project

**CONSENT AGENDA:**

*Items under the “Consent Agenda” will be adopted with one motion; however, council members may request individual items to be pulled from the consent agenda for discussion and action if they choose.*

5. Consider authorizing the payment of recommended bills, payroll and journal entries for the period of November 8, 2023 to November 21, 2023

6. To consider the hiring of Devin Ojeda as an Ice Rink and Warming House Attendant at a starting wage of \$17.00/HR
7. To consider **Resolution 2023-11-110** a resolution authorizing a 5-year contract with Axon Enterprise for 12 taser devices, for a 60-month contract, in the amount of \$34,218, payable annually in the amount of \$6,843
8. To consider **Resolution 23-11-111** a resolution certifying the unpaid utility bills and city service invoices of residents and businesses contained on the attached list to property taxes for collection in 2024
9. To consider **Resolution 23-11-112** a resolution approving pay voucher #1 to Blackstone Contractors LLC for the Railroad Park Phase one project in the amount of \$25,070.51
10. To consider **Resolution 23-11-113** a resolution approving pay voucher #2 to Blackstone Contractors LLC for the Railroad Park Phase one project in the amount of \$34,883.74
11. To consider **Resolution 23-11-114** a resolution approving pay voucher #1 to Vinco, Inc. for the Railroad Park Veterans Memorial electrical project in the amount of \$24,405.50
12. To consider **Resolution 23-11-115** a resolution approving pay voucher #2 to Forest Lake Contracting for the 2023 Fallbrook Avenue and 264th Street Improvement Project in the amount of \$519,697.07
13. To consider **Resolution 23-11-116** a resolution approving pay voucher #5 to Dresel Contracting, Inc. for the 2022 East Viking Boulevard Improvement Project in the amount of \$632,135.46

**ACKNOWLEDGE RECEIPT OF REPORTS OF OFFICERS, BOARDS, COMMISSIONS AND DEPARTMENT HEADS:**

14. Report of the Public Safety Director, Neil Bauer, for November 15, 2023
15. Report of City Building Official, Fred Weck, IV for November 15, 2023.
16. Report of the City Attorney, Tom Loonan, for November 17, 2023
17. Report of City Engineer Mark Erichson, WSB for November 17, 2023
18. Report of the Acting Public Works Superintendent Joe Keding for November 21, 2023
19. Report of Abdo Financial 3rd Quarter Report for November 16, 2023

**COMMUNICATIONS:**

**OLD BUSINESS:**

**NEW BUSINESS:**

20. To consider the conditional offer to Derek Heath for the Reserve Cadet Officer position
21. To consider approving Ordinance Amendment 2023-05, Architectural Standards
22. To consider **Resolution 23-11-117** a resolution approving the summary publication for Ordinance Amendment 2023-05, Architectural Standards
23. To consider **Resolution 23-11-118** a resolution ordering preparation of a feasibility report for public improvements for the 2024 Street Improvement Project
24. To consider entering a closed session under MN State Statute 13.d.05 2(a)(3), and (4) for a personnel matter
25. To consider **Resolution 23-11-119** a resolution approving a letter of support towards a DEED Grant and a city of Wyoming contribution of \$5,000 towards a Midcontinent fiber project.

**COUNCIL REPORTS:**

**ADJOURN**

**DRAFT MINUTES  
CITY COUNCIL  
SPECIAL MEETING  
CITY OF WYOMING, MINNESOTA  
NOVEMBER 7, 2023  
8:00PM**

**CALL TO ORDER:**

*Mayor Lisa Iverson called the Special Meeting of the Wyoming City Council for November 7, 2023 to order at 8:00 PM*

**CALL OF ROLL:**

*On a Call of the Roll the following members of the Wyoming City Council were present: Councilmembers Lisa Iverson, Linda Nanko Yeager, Dennis Schilling, Brett Ohnstad, and Claire Luger*

*ABSENT: None*

*Also Present: Tom Loonan, Eckberg Lammers, Robb Linwood, City Administrator, Grant MacFarlane, Assistant City Administrator, Mark Erichson-WSB (via video conference), Paul Hornby, Engineer - WSB, and Neil Bauer - Public Safety Director*

**DETERMINATION OF A QUORUM:**

**PLEDGE OF ALLEGIANCE:**

**OPEN FORUM:**

**Mayor Iverson** – Noted that Veteran’s Day would be November 11, 2023 and thanked those in the room who have served the country, including Councilmember Schilling.

**County Commissioner Montzka** – Gave a report on things that are happening at the County level. He noted that they had completed their preliminary levy and budget adjustments and are looking at a 3.3% increase. He noted that at a previous meeting Mayor Iverson had asked about using the ARPA funds for some needs in the cities and that is still something that has not been decided, but they are in a situation where they have to spend those dollars and noted that so far, there has been very little interest from the Board to do anything like what she had suggested. He gave examples of some of the buildings in the County where it looks like many of these funds will be spent.

**Mayor Iverson** – Stated that the Armor Radio agreement is coming to an end, and noted that it would be really sad to have to go through everything they went through a few years ago with that process. She stated that the mayors are ready to meet and encouraged County Commissioner Montzka to do whatever he could to move that process along.

**County Commissioner Montzka** – Assured the Council that they are aware of this issue and want to work with the City to find a way to make it affordable for the community.

**Tom Terry 26752 Freeport Court**– Stated that he is not being assessed for the road project, but noted that he had some comments related to the new street. He stated that he would implore the City to review the possibilities for speed signage and referenced St. Paul who has signs that say ‘25 mph, unless posted otherwise’. He stated that he thinks it would be good to conduct a traffic study before and after the bridge reopens.

**Zach Zicoula 5648 East Viking Boulevard** – Stated that he had lived in the City for 17 years and asked about the water tower. He asked if the City was ever going to be painting the water tower. He explained that he feels its current state looks unprofessional and reiterated the question

of whether there were plans to do something about it.

**Mayor Iverson** – Stated that Council decided in 2017 not to paint the bottom part as a cost savings but noted that is becoming more of a norm with other cities as well,

**City Administrator Linwood** – Noted that this was correct and stated that most new towers leave the concrete ring at the bottom.

**City Engineer Hornby** – Confirmed that the trend is that the stem area is left as concrete and just the tank is painted.

#### **APPROVAL OF MINUTES:**

1. Consider approving the minutes of the “Regular Meeting” of the Wyoming, Minnesota City Council for October 17, 2023

**A MOTION WAS MADE BY COUNCILMEMBER OHNSTAD, ECONDDED BY COUNCILMEMBER SCHILLING, TO APPROVE THE MINUTES OF THE “REGULAR MEETING” OF THE WYOMING, MINNESOTA CITY COUNCIL FOR OCTOBER 17, 2023 AS SUBMITTED.**

*Voting Aye: Schilling, Nanko Yeager, Luger, Ohnstad, Iverson*

*Voting Nay: None*

*Abstain: None*

*Absent: None*

#### **SCHEDULED BID LETTINGS: NONE**

#### **SCHEDULED PUBLIC HEARINGS:**

2. To consider **Resolution 23-11-104** a resolution approving the Assessment Roll for the 2023 East Viking Boulevard Street Construction Project

**City Engineer Hornby** – Gave an overview of the project area, the improvements, costs, assessable costs, and details of the payment options. He noted that they have 48.5 assessable units with the assessment rate per unit for the assessable costs at \$7,190.52. He explained that they have received one written objection to appeal the assessment.

**Mayor Iverson** – Asked how the City came up with the 20% figure for assessing in this situation.

**City Administrator Linwood** – Explained that Minnesota State Statute states that the least amount you can assess per that statute is 20% for the project, which means the City would pay for 80% of the project. He noted that the City assesses the least amount that is allowed per state statute.

**A MOTION WAS MADE BY COUNCILMEMBER LUGER, SECONDED BY COUNCILMEMBER SCHILLING, TO APPROVE TO OPEN THE PUBLIC HEARING.**

*Voting Aye: Schilling, Nanko Yeager, Luger, Ohnstad, Iverson*

*Voting Nay: None*

*Abstain: None*

*Absent: None*

**Matthew Sampers 5634 East Viking Boulevard** – Explained that he had no problem paying his fair share if the assessment was determined correctly. He stated that his concern echoed the comments made earlier about a traffic study to determine the amount of traffic that comes from Polaris.

**Renee Roehrick 5761 East Viking Boulevard** – Stated that she had lived here for 37 years and had paid for this road once already a few years ago. She asked why the people on the road were not assessed like they are for property taxes. She gave the example of someone having 200 feet of roadway with two driveways, or numerous lots, and others with 100 feet of frontage with just one small driveway. She stated that she would like to know where those trucks exited Polaris while the road was closed and questioned if they may be able to continue to use that route.

**Tom Terry 26752 Freeport Court** – Asked the Council to consider making the Polaris route similar to what it is now, which he believes is Highway 8, a State highway, even if they just make that a rule for the semi-trucks to travel that route.

**Kirk Larson, 5521 East Viking Boulevard** – Explained that this is the Arts Center address. He noted that they endured the summer with a lot of lost traffic. He stated that there are still signs when you come into the City from the overpass that say ‘Bridge Closed’ and ‘Detour’ and assumes that those refer to the bridge near Polaris. He suggested that the sign be changed to let people know that the bridge is out 5 miles away because he feels as though that signage is encouraging people to not be able to find their Arts Center and confusing them about what areas they can still access.

**Ms. Roehrick**– Asked if someone with 200 feet of front would be charged more because they could have two lots.

**City Administrator Linwood** – Explained that if they were to meet the zoning standards where it could be subdivided then they could receive more assessments. He noted the City had received a lot of calls during the bridge construction that the signage wasn’t appropriate and a lot of people were going all the way down to the turn-around before they realized what was happening, which he believes is why they continued with some of the signage and placed it further out. He noted that he was not aware that there were concerns from the Hallberg Center for the Arts about the signage and people not being able to find them. He stated that because the bridge is now open again, much of the signage will be coming down.

**Mayor Iverson** – Asked about the rerouting of trucks that was raised as a possibility from the residents.

**City Administrator Linwood** – Noted that there were some detours as part of this project and the truck traffic does generally come through the west side of the City. He stated that the detour that happened through the project will not remain in place and noted that the detour route was on a residential roadway. He stated that the east side of Polaris had the employee entrance location determined many years ago when Polaris first came but expects those to remain the same

**A MOTION WAS MADE BY COUNCILMEMBER SCHILLING, SECONDED BY COUNCILMEMBER LUGER, TO CLOSE THE PUBLIC HEARING.**

*Voting Aye: Schilling, Nanko Yeager, Luger, Ohnstad, Iverson*

*Voting Nay: None*

*Abstain: None*

*Absent: None*

**City Administrator Linwood** – Explained that the road was built to a standard that can handle the traffic and heavier equipment from Polaris, but noted that he understood the concerns raised about this additional traffic. He stated that, as of today, the bridge is open, so there may have been more traffic this afternoon and evening.

**City Engineer Hornby** – Explained that this is a MnDOT State Aid roadway, so they followed the standards required by MnDOT in their design. He stated that they can put a restriction on for the load limits during the winter months. He explained that they also took into account the projected heavy commercial traffic and the number of equivalent single access loads over a 20 year lifespan

and design the pavement to meet the necessary criteria. He noted that they need to MnDOT requirements for the roadway design and noted that MnDOT also reviews and has to sign off on all the plans.

**Mayor Iverson** – Asked for clarification on the question related to the assessment practices.

**City Administrator Linwood** - Explained that there are different methodologies that the City can use for the assessment rates. He stated that for this project they used what is called a 'unit' assessment, so each parcel is identified based on its zoning. He explained that they also look at whether the lot can be subdivided which is how they came up with the assessments. He stated that they also have a method called the front foot method, but that is usually only used in a commercial setting.

**Council Member Nanko Yeager** – Stated that her understanding was that Glen Oak was not built to withstand semi-truck traffic and East Viking was, which means that maintaining the detour would not be a viable option.

**City Administrator Linwood** – Stated that from what Glen Oak was built for, it would not be a natural traffic pattern either to maintain the detour.

**Mr. Terry** – Stated that his intent was for them to use the current detour which is Highway 8 and County Road 36. He clarified that he was not saying that the trucks should go down Glen Oak.

**City Administrator Linwood** – Noted that there are agreements in place when Polaris came in, regarding the truck entrance being the west side and not the east side.

**Mayor Iverson** – Asked City Attorney Loonan to address the agreement portion of this discussion.

**City Attorney Loonan** – Noted that he would have to review the agreement for the details to see if there may be an opportunity for renegotiating those agreements. He explained that Polaris would have to be a willing partner in the negotiations.

***There was consensus of the Council to direct City Attorney Loonan to review the existing agreements with regard to truck access points for Polaris.***

**Council Member Nanko Yeager** – Stated that she heard comments about Polaris paying an assessment if they were going to continue to impact East Viking Boulevard and requests for traffic studies. She stated that if the City were to do a traffic study and it was to be found that there was damage from Polaris or SRC, she asked what remedies would be available to deal with that situation.

**City Engineer Hornby** – Stated that the only other potential consideration would be some sort of weight restriction on the road, but reiterated that the road was built to a certain standard, with the understanding that those trucks will be coming through. He noted that some of this may also relate back to the agreements that were originally made with Polaris, but clarified that there is no financial remedy available in this situation.

**Council Member Schilling** – Asked about the traffic study idea that was raised and whether the City had done any kind of traffic study prior to the reconstruction.

**City Administrator Linwood** – Explained that nothing had been completed since around 2015.

**City Engineer Erichson** – Stated that they had completed a traffic study in the '2000-teens' timeframe. He stated that a traffic study could be completed even though the bridge is reopened because there is a way to place counters so they could determine how much traffic is coming in and out of their facility, versus the other areas.

**Council Member Schilling** – Asked if that type of traffic study was expensive and explained that he would be curious to see that information.

**Council Member Ohnstad** – Stated that he would also like to see a traffic study done to determine how much of the traffic was coming from Polaris.

**City Engineer Erichson** – Noted that they are getting into the time of year where doing tube traffic counts with snow and snowplows can be challenging and they may want to wait until spring.

**Council Member Luger** – Stated that City Engineer Hornby had mentioned a possible potential for road restrictions and asked what conditions would warrant that action.

**City Engineer Hornby** – Explained that every spring the City puts load restrictions on the roadways so for a roadway like East Viking Boulevard, it would be reduced to 7 tons per axle. He noted that other residential streets would be reduced to 4 or 5 tons per axle and State highways are reduced to 10 tons per axle.

**Council Member Luger** – Asked if those restrictions just happened organically due to the change in seasons.

**City Engineer Hornby** – Stated that was correct.

**Council Member Luger** – Asked what the life expectancy would be for this road since it was built to the MnDOT standards.

**City Engineer Hornby** – Stated that it was designed based on a 20 year life cycle and reiterated that all the traffic on the roadway, including Polaris, was considered in their pavement design.

**City Administrator Linwood** – Asked Mayor Iverson to say the address on the record for the property that had filed for an appeal.

**Mayor Iverson** – Stated that the City had received a letter from the property owners at 5703 East Viking Boulevard because their driveway was on a different roadway.

**City Engineer Hornby** – Clarified that this property would be removed from the assessment rolls.

**A MOTION WAS MADE BY COUNCILMEMBER SCHILLING, SECONDED BY COUNCILMEMBER OHNSTAD, TO APPROVE RESOLUTION 23-11-104 A RESOLUTION APPROVING THE ASSESSMENT ROLL FOR THE 2023 EAST VIKING BOULEVARD STREET CONSTRUCTION PROJECT**

*Voting Aye: Schilling, Nanko Yeager, Luger, Ohnstad, Iverson*

*Voting Nay: None*

*Abstain: None*

*Absent: None*

**CONSENT AGENDA:**

*Items under the "Consent Agenda" will be adopted with one motion; however, council members may request individual items to be pulled from the consent agenda for discussion and action if they choose.*

3. To consider authorizing the payment of recommended bills, payroll, and journal entries for the period of October 18, 2023 to November 7, 2023
4. To consider **Resolution 23-11-105** a resolution establishing a designated polling place for the 2024 elections
5. To consider approving the voter operations technology agreement with Chisago County for the 2024 elections
6. To consider **Resolution 23-11-106** a resolution rescinding **Resolution 23-08-74** which declared a critical water deficiency within the City of Wyoming. (pulled for separate discussion)

7. To consider **Resolution 23-11-107** a resolution declaring certain Public Works items as surplus property and authorizing the Public Works Department to dispose of such items through online auction or disposal process
- ~~8. To consider **Resolution 23-11-08** a resolution approving Pay Voucher #4 to Ferguson Waterworks for the 2023 Water Meter Change-out Project in the amount of \$23,050.00. (pulled for separate discussion)~~

**Mayor Iverson** – Asked to pull items #6 and #8 for discussion.

**A MOTION WAS MADE BY COUNCILMEMBER LUGER, SECONDED BY COUNCILMEMBER SCHILLING, TO APPROVE #3, #4, #5, and #7 OF THE WYOMING CITY COUNCIL CONSENT AGENDA**

*Voting Aye: Schilling, Nanko Yeager, Luger, Ohnstad, Iverson*  
*Voting Nay: None*  
*Abstain: None*  
*Absent: None*

**#6 - To consider Resolution 23-11-106 a resolution rescinding Resolution 23-08-74 which declared a critical water deficiency within the City of Wyoming**

**Mayor Iverson** – Asked about signage and when it would be removed.

**City Administrator Linwood** – Explained that the signage would be removed sometime this week, if this is approved by the Council.

**#8 - To consider Resolution 23-11-08 a resolution approving Pay Voucher #4 to Ferguson Waterworks for the 2023 Water Meter Change-out Project in the amount of \$23,050.00**

**Mayor Iverson** – Explained that she wanted to give kudos to Jenny, Stacy, and everybody who worked on the water meter change out. She stated that this was not an easy task, but her understanding is that, overall, it went very smoothly.

**City Administrator Linwood** – Stated that the City contracted with Ferguson, but Ms. Olson was the main point of contact at the City and agreed that she did a great job of working with the contractor to organize the necessary information. He noted that there was also assistance from Assistant City Administrator MacFarland, Accounting Clerk Saxe, and the Public Works Department.

**Council Member Nanko Yeager** – Asked if the City would be able to fully utilize the radio remote for the meter ready system.

**City Administrator Linwood** – Explained that the City had been using it for quite some time because they were able to use it prior to the complete change out of the meters, but should now be able to use it for almost everyone. He noted that they are currently at 98.5% completion.

**A MOTION WAS MADE BY COUNCILMEMBER IVERSON, SECONDED BY COUNCILMEMBER OHNSTAD, TO APPROVE CONSENT AGENDA ITEM #6 - TO CONSIDER RESOLUTION 23-11-106 A RESOLUTION RESCINDING RESOLUTION 23-08-74 WHICH DECLARED A CRITICAL WATER DEFICIENCY WITHIN THE CITY OF WYOMING, AND, #8 - TO CONSIDER RESOLUTION 23-11-08 A RESOLUTION APPROVING PAY VOUCHER #4 TO FERGUSON WATERWORKS FOR THE 2023 WATER METER CHANGE-OUT PROJECT IN THE AMOUNT OF \$23,050.00**

*Voting Aye: Schilling, Nanko Yeager, Luger, Ohnstad, Iverson*  
*Voting Nay: None*  
*Abstain: None*

**ACKNOWLEDGE RECEIPT OF REPORTS OF OFFICERS, BOARDS, COMMISSIONS AND DEPARTMENT HEADS:**

9. Report of the Public Safety Director, Neil Bauer for November 1, 2023
10. Report of City Building Official, Fred Weck, IV for October 27, 2023
11. Report of City Attorney Tom Loonan for November 2, 2023
12. Report of City Engineer Mark Erichson, WSB for November 2, 2023
13. Report of Acting Public Works Superintendent Joe Keding for November 2, 2023

**COMMUNICATIONS:**

14. Wyoming Tree Lighting Ceremony – Save the Date

**Assistant City Administrator MacFarland** – Explained that the annual tree lighting ceremony would take place the first Saturday in December, which is December 2, 2023 with activities scheduled from 4:30 to 6:00 p.m. He stated that he is hopeful that Santa and Mrs. Claus will be able to attend.

**Mayor Iverson** – Asked if Santa would be riding in the fire truck that same day, which has been the tradition in the past.

**Public Safety Director Bauer** – Confirmed that Santa would be riding in the fire truck on December 2, 2023.

15. Police Department Hiring Process Update

**Public Safety Director Bauer** – Updated the Council on the hiring process for the two police officer vacancies that they currently have. He noted that one of the openings has been in place since December of 2022 and the other since July of 2023. He explained that there had been 26 applicants, which is lower than usual, but is something that is being seen across the State and even the nation. He reviewed the actions they had taken and the overall lack of viable candidates. He shared other statistical details of the individuals that have applied for these openings and read aloud the ‘elevator pitch’ that they have come up with on letting people know about the openings in the Department. He stated that they currently have two applicants for the Cadet Reserve program and explained that he has continued to network with other Departments for possible applicant options. He outlined some of the different incentives he has seen other Departments utilize in order to address this situation. He suggested that the Council may want to discuss this issue at an upcoming Work Session because the City may need to get more creative and have alternative approaches to fill this openings and make sure that the City is marketable in this situation.

**Mayor Iverson** – Asked Public Safety Director Bauer to quantify the alternate ideas and if they are working for other cities, when he brings this back for Council discussion.

**OLD BUSINESS: NONE**

**NEW BUSINESS**

16. To consider a Work Session meeting for the Wyoming City Council on November 21, 2023

**City Administrator Linwood** – Explained that the intent for the Work Session meeting would be to discuss the rate study proposal information to discuss the draft information and provide feedback.

**Council Member Nanko Yeager** – Asked if the expectation was for the Council to vote on the rate study at the regular City Council meeting that night.

**City Administrator Linwood** – Clarified that they would not, but would at the following City Council meeting.

**A MOTION WAS MADE BY COUNCILMEMBER OHNSTAD, SECONDED BY COUNCILMEMBER LUGER, TO APPROVE SCHEDULED A WORK SESSION MEETING FOR THE WYOMING CITY COUNCIL ON NOVEMBER 21, 2023 AT 5:30 P.M.**

*Voting Aye: Schilling, Nanko Yeager, Luger, Ohnstad, Iverson*

*Voting Nay: None*

*Abstain: None*

*Absent: None*

### **COUNCIL REPORTS:**

**Council Member Ohnstad** – Attended the Park Advisory Commission meeting and noted that there was a lot of fun stuff coming up.

**Council Member Nanko Yeager** – No report.

**Council Member Luger** – No report.

**Council Member Schilling** – No report.

**Mayor Iverson** – Noted that 16 mayors from across the State came to the City last week for the Mini Minnesota Mayors Association meeting. She thanked Polaris, Rosenbauer, Village Inn, Lundt Pumpkin Patch, Sunrise River Orchard, and Split Rocks for assisting in this event. She expressed her appreciation to City Administrator Linwood and Building Official Weck for their assistance as well.

**A MOTION WAS MADE BY COUNCILMEMBER LUGER, SECONDED BY COUNCILMEMBER SCHILLING, TO ADJOURN THE NOVEMBER 7, 2023 “SPECIAL MEETING” OF THE WYOMING, MINNESOTA CITY COUNCIL AT 9:09 PM**

*Voting Aye: Schilling, Nanko Yeager, Luger, Ohnstad, Iverson*

*Voting Nay: None*

*Abstain: None*

*Absent: None*

**A portion of this public meeting may be closed to discuss “Labor Negotiation Strategies”; “Misconduct allegations or charges”; “Attorney-client privilege”; or “Performance evaluations” as per MN State Statute 13D.01-.05.**

**NEXT REGULAR MEETING:**  
**NOVEMBER 21, 2023**  
**7:00PM**

**UNAPPROVED MINUTES  
CITY COUNCIL  
WORK SESSION MEETING  
CITY OF WYOMING, MINNESOTA  
NOVEMBER 8, 2023  
6:00 PM**

**CALL TO ORDER:**

*Mayor Lisa Iverson called the Budget Work Session Meeting of the Wyoming City Council for November 8, 2023 to order at 6:00 P.M.*

**CALL OF ROLL:**

*On a Call of the Roll the following members of the Wyoming City Council were present: Councilmembers Lisa Iverson, Linda Nanko Yeager, Dennis Schilling, Bret Ohnsatd and Claire Luger*

*Absent: None*

*Also Present: Robb Linwood- City Administrator, Grant MacFarlane, Assistant City Administrator, Neil Bauer - Public Safety Director, Fred Weck- Building Official/Zoning Administrator, Joe Keding- Acting Public Works Superintendent, City Engineer, Mark Erichson and Jessi Sturtz- Abdo Financial*

**DETERMINATION OF A QUORUM:**

Mayor Iverson determined a Quorum was present.

**PLEDEGE OF ALLEGIANCE:**

**NEW BUSINESS:**

1. To continue discussion on the 2024 City of Wyoming Budget

**City Administrator Linwood** – Stated that Finance Director, Jessi Sturtz from Abdo Financial would be giving an overview of the Draft 2024 Budget.

**Jessi Sturtz- Abdo Financial** – Mrs. Sturtz gave an overview of this version of the 2024 Budget Key items since the last version of this budget.

- LGA will increase by approximately \$141,230 for 2024.
- The total 2024 tax levy is proposed to increase \$321,146 or 6.26% from 2023.
  - The general levy increased by \$547,186 or 15.07%.
- The debt levy decreased by \$125,311 or -13.65%. This is due to the scheduled bond payments.
- Staffing
  - A part-time Community Service Officer position is added in 2024 with the use of public safety aide
- All employees are projected to receive a COLA increase and eligible employees will receive a step increase.
- We have estimated an 8% increase in Workers Compensation, and a 10% increase in General Property Insurance.

The city council had questions regarding the capital improvement funds, its balances and changes in this version of the 2024 budget.

**City Administrator Linwood** – Explained that the CIP fund was offset with the city’s LGA it received from the state. There have been some minor changes in the city and that the staff proposing the option of using an Interfund Loan for purchasing a new city plow truck. Administrator Linwood explained that the City had budgeted for a portion of the purchase in 2023 but that costs had gone up on the truck. Stated that the remaining \$165,000 required for purchase would be received via an interfund loan.

**Acting Public Works Superintendent Keding** – Stated that the Public Works department was continuing to review various equipment improvements. Supply chain and inflation has made the estimating and procurement of equipment challenging. Superintendent Keding shared that the City’s new plow truck arrived today, which was originally ordered in January of 2022.

**Wyoming Public Safety Director Bauer** – Informed the Council that he has previously budgeted \$4,000 for new tasers each year but that the version offered was now outdated. Informed the City Council has looked into a five-year contract for new tasers which would bring all tasers up to date. Added that this contract would place the equipment into a 5-year replacement cycle and would result in about a \$3,000 increase annually.

**Building Official Weck** – Stated that the department has budgeted for the purchase of a new vehicle and that vehicle cost has gone up approximately \$5,000 with the new 2024 pricing coming out.

The city council asked about potential other areas to decrease the levy including parks or overall budget.

City administrator Linwood spoke to the parks that the master plan calls for improvements and the current level in the budget is based off the long term plan. In regards to the administrative budget most line items have remained the same and increases are mainly due to utilities and contracted services for finance and IT.

#### Streets Capital Improvement Plan

City Administrator Linwood provided the council with an updated Capital Improvement Plan (CIP) map for review. The map was the work of the public works superintendent, engineering and the city administrator. Administrator Linwood highlighted the green streets as those that have been highlighted by Staff as those in the greatest need of repair.

City Engineer Erichson discussed the 2024 street project. Stated that numerous projects types had been reviewed for 2024, including a full reconstruction and a reclamation project. He informed the Council that a feasibility study could move forward prior to determining which option that the Council would like to select.

Staff added that the projected costs were high-level and fluid based on other potential projects and their timelines. Staff stated that these numbers were placeholders which were continuously being evaluated.

Council provided feedback on the project areas, asked scope of certain projects regarding reclamations vs. reconstruction. Council did not add any new project areas to the existing map and

were in agreeance that the projects on the map were the most needed. Council agreed that the proposed streets for the 2024 street improvement required immediate attention and directed Staff to move forward with improvements in the proposed 2024 project area.

**MAYOR IVERSON ADJOURNED THE NOVEMBER 8, 2023 WORK SESSION MEETING AT 6:59 PM.**

# Request for Council Action

Date: November 15, 2023  
 To: Wyoming City Council, Mayor Lisa Iverson, Councilmembers Claire Luger, Linda Nanko Yeager, Brett Ohnstad, and Dennis Schilling  
 Cc: Robb Linwood; File  
 From: City Engineer, Mark Erichson, PE  
 RE: 2023 Fallbrook Avenue and 264<sup>th</sup> Street Improvement  
 Adopt Assessments

---

Staff has prepared a resolution adopting the assessments for the 2023 Fallbrook Avenue and 264<sup>th</sup> Street Improvement for your consideration in accordance with the requirements of state statutes Chapter 429 for assessments to benefitting properties. A copy of the assessment role is attached for your reference. As part of the assessment hearing, staff will give a PowerPoint presentation identifying the improvements, costs and detail payment options. A summary of project costs and assessment calculation is shown below:

A summary of project costs and assessment calculations is shown below:

Total Project Cost:	\$1,119,900
• Surface and Drainage Improvements:	\$ 942,600
• Sanitary Sewer Improvements (Not Assessed)	\$ 177,300
Assessable Costs (Surface and Drainage):	\$ 942,600
Portion to be assessed (20%):	\$ 188,520
• Total Length of Front Footage:	6,216.76 front feet
• Assessment Rate per Front Foot:	\$30.32 (\$31.14 identified in the feasibility report)

**Recommendation:**

Approve Resolution No. 23-11-109, a resolution adopting the assessments for the 2023 Fallbrook Avenue and 264<sup>th</sup> Street Improvement.

---

**Final Assessment Roll**

WSB Project: 2023 Falbrook Ave & 264th Street Improvements  
 Project Location: City of Wyoming  
 WSB Project No. : R-021438-000

Total Surface and Drainage Improvement Cost: \$942,600.00  
 20% Surface and Drainage Improvement Cost: \$188,520.00  
 Assessment per Linear Foot: \$30.32

Date: 3/6/2023  
 Revised: 10/13/2023  
 Printed: 10/13/2023

Map ID	Owner Name	Property Owner Address			Property Address			PIN #	Land Use Description	Linear Feet Assessable	Method	Assessment Rate/LF	Total Proposed Assessment
1	GENERAL SAFETY EQUIPMENT CORP & %KEVIN KIRVIDA	PO BOX 549	WYOMING	MN	55092-0549	5181 260TH ST	WYOMING	MN	21.00468.33	INDUSTRIAL	985.71	LINEAR FOOT	\$29,891.14
2	HALLBERG INC	PO BOX 130	FOREST LAKE	MN	55025-0130	5190 260TH ST	WYOMING	MN	21.00468.30	INDUSTRIAL	686.36	LINEAR FOOT	\$20,813.51
3	HALLBERG INC.	PO BOX 277	WYOMING	MN	55092	26192 FALLBROOK AVE	WYOMING	MN	21.00468.26	INDUSTRIAL	600	LINEAR FOOT	\$18,194.69
4	HALLBERG INC	PO BOX 130	FOREST LAKE	MN	55025-0130	26282 FALLBROOK AVE	WYOMING	MN	21.00468.25	INDUSTRIAL	410.33	LINEAR FOOT	\$12,443.04
5	HALLBERG INC	PO BOX 130	FOREST LAKE	MN	55025-0130	NO PROPERTY ADDRESS GIVEN			21.00043.00	INDUSTRIAL	214.14	LINEAR FOOT	\$6,493.68
6	MORGAN INDUSTRIES INC & C/O ALL SAFE INC	26443 FALLBROOK AVE	WYOMING	MN	55092-9083	26443 FALLBROOK AVE	WYOMING	MN	21.00054.00	INDUSTRIAL	142.34	LINEAR FOOT	\$4,316.39
7	MORGAN INDUSTRIES INC & C/O ALL SAFE INC	26443 FALLBROOK AVE	WYOMING	MN	55092-9083	NO PROPERTY ADDRESS GIVEN			21.00231.00	INDUSTRIAL	199.66	LINEAR FOOT	\$6,054.59
8	HALLBERG INC	PO BOX 130	FOREST LAKE	MN	55025-0130	5311 264TH ST	WYOMING	MN	21.00233.00	COMMERCIAL	233.73	LINEAR FOOT	\$7,087.74
9	HALLBERG INC	PO BOX 130	FOREST LAKE	MN	55025-0130	26327 FALLBROOK AVE	WYOMING	MN	21.00468.20	INDUSTRIAL	602.41	LINEAR FOOT	\$18,267.77
10	HALLBERG INC	PO BOX 130	FOREST LAKE	MN	55025-0130	26259 FALLBROOK AVE	WYOMING	MN	21.00468.22	INDUSTRIAL	520	LINEAR FOOT	\$15,768.73
11	HALLBERG INC	PO BOX 130	FOREST LAKE	MN	55025-0130	5202 260TH ST	WYOMING	MN	21.00468.23	INDUSTRIAL	636.37	LINEAR FOOT	\$19,297.59
12	ROSENBAUER MINNESOTA LLC	PO BOX 549	WYOMING	MN	55092	5201 260TH ST	WYOMING	MN	21.00468.32	INDUSTRIAL	985.71	LINEAR FOOT	\$29,891.14
											<b>6216.76</b>		<b>\$188,520.00</b>

**RESOLUTION NO. 23-11-109**

**RESOLUTION ADOPTING ASSESSMENTS FOR THE  
2023 FALLBROOK AVENUE AND 264<sup>TH</sup> STREET IMPROVEMENT**

**WHEREAS**, pursuant to notice duly given as required by law, the City Council has met, heard and passed upon all objections to the proposed assessment for the 2023 Fallbrook Avenue and 264<sup>th</sup> Street Improvement and has amended such proposed assessment as it deems just;

**NOW THEREFORE, BE IT RESOLVED BY THE CITY COUNCIL OF THE CITY OF WYOMING, MINNESOTA:**

1. Such proposed assessment, a copy of which is attached hereto and made a part hereof is hereby accepted and shall constitute the special assessment against the lands named therein, and each tract of land therein is hereby found to be benefitted by the proposed improvement.

2. Such assessments shall be as follows:

a. The assessments shall be payable in equal annual installments including principal and interest extending over a period of 10 years, with interest at the rate of 5.25% per annum, in the amount annually required to pay the principal over such period at such rate, the first of said installments to be payable with general taxes for the year 2024, collectible with such taxes during the year 2024. Interest shall accrue from and after December 21<sup>st</sup>, 2023.

b. The owner of the property so assessed may at any time prior to the certification of the assessment to the County Auditor, pay to the City Treasurer, and thereafter at any time prior to November 15 of any year pay to the County Auditor, the whole of the principal amount of the assessment on such property provided that no such prepayment shall be accepted without payment of all installments due to and including December 31 of the year of prepayment, and the original principal amount reduced only by the amounts of principal included in such installments computed on an annual amortization basis.

3. The City Clerk shall forthwith transmit a certified duplicate copy of this assessment to the County Auditor to be extended on the tax list of the County.

**This resolution was adopted by the City Council of the City of Wyoming on the 21<sup>st</sup> day of November 2023.**

\_\_\_\_\_  
Lisa Iverson, Mayor

ATTEST:

\_\_\_\_\_  
Robb Linwood, City Administrator/Clerk

For Check Dates 11/07/2023 to 11/07/2023

Check Number	Name	Check Date
Text Label	55503 PACIFIC LIFE INSURANCE	11/07/2023
Item Code	GL Number	Amount
ROTH	101-0000-21712	250.00
		<u>250.00</u>
Text Label	55504 LAW ENFORCEMENT LABOR	11/07/2023
Item Code	GL Number	Amount
UNION POLICE	101-0000-21713	472.50
		<u>472.50</u>
Text Label	55505 CENTRAL PENSION FUND,	11/07/2023
Item Code	GL Number	Amount
CENT PENS FUND	101-0000-21716	480.00
		<u>480.00</u>
Text Label	55506 WI SCTF,	11/07/2023
Item Code	GL Number	Amount
WI CHILD SUPPOR	101-0000-21710	215.42
		<u>215.42</u>
Text Label	EFT1049 MN STATE RETIREMENT	11/07/2023
Item Code	GL Number	Amount
CITY HSCP CONT	101-0000-21706	0.00
HCSP	101-0000-21710	0.00
MNDPC	101-0000-21712	275.00
MNDPCPRETAX	101-0000-21712	210.00
		<u>485.00</u>
Text Label	EFT1050 SELECTACCOUNT,	11/07/2023
Item Code	GL Number	Amount
DEP CARE	101-0000-21711	0.00
FSA CONT	101-0000-21711	0.00
HSA CITY CONT	101-0000-21707	0.00
HSA CONT	101-0000-21707	1,491.16
		<u>1,491.16</u>
Text Label	EFT1051 P.E.R.A.,	11/07/2023
Item Code	GL Number	Amount

For Check Dates 11/07/2023 to 11/07/2023

Check Number	Name		Check Date
CORD PERA	101-0000-21704	2,872.12	
DCP PERA	101-0000-21704	0.00	
DCP PERA MATCH	101-0000-21704	0.00	
PERA CITY MATCH	101-0000-21704	3,313.99	
PF PERA	101-0000-21704	3,723.24	
PF PERA CITY	101-0000-21704	5,584.86	
		15,494.21	

Text Label EFT1052 INTERNAL REVENUE SERVICE, 11/07/2023

Item Code	GL Number	Amount
FITW	101-0000-21701	6,878.64
SOCSEC_EE	101-0000-21703	2,614.83
MEDICARE_ER	101-0000-21703	1,038.10
SOCSEC_ER	101-0000-21703	2,614.83
MEDICARE_EE	101-0000-21703	1,038.10
		14,184.50

Text Label EFT1053 STATE OF MINNESOTA, 11/07/2023

Item Code	GL Number	Amount
SITW	101-0000-21702	3,104.12
		3,104.12

Text Label

**General Checking Account 10100**  
**Total Amount Being Paid: \$36,176.91**  
**Total Number of Checks: 9**

\_\_\_\_\_  
 Mayor Iverson

\_\_\_\_\_  
 Councilmember Luger

\_\_\_\_\_  
 Councilmember Nanko Yeager

\_\_\_\_\_  
 Councilmember Schilling

Check Number Name

Check  
Date

---

---

Councilmember Ohnstad

# City of Wyoming Check Detail Register

1/2  
November 07, 2023 10:57 AM  
User: ssaxe  
DR: Wyoming

10-2023

Check # Invoice #	Check Date	Vendor Name	General Ledger #	Amount	Comment
<b>12597</b>	<b>11/07/2023</b>	<b>MN. DEPARTMENT OF REVENUE</b>			
10312023					
	601-0000-20201	SALES TAX PAYABI		\$3,943.24	SALES TAX PAYABLE
	101-0000-20201	SALES TAX PAYABI		\$0.76	SALES TAX PAYABLE
	<b>Total for MN. DEPARTMENT OF REVENUE</b>			<b>\$3,944.00</b>	

# City of Wyoming Check Detail Register

2/2  
November 07, 2023 10:57 AM  
User: ssaxe  
DR: Wyoming

10-2023

Check #	Check Date	Vendor Name		
Invoice #	General Ledger #	Amount	Comment	

**General Checking Account 10100**  
**Total Amount Being Paid: \$3,944.00**  
**Total Number of Checks: 1**

---

Mayor Iverson

---

Councilmember Luger

---

Councilmember Nanko Yeager

---

Councilmember Schilling

---

Councilmember Ohnstad

# City of Wyoming Check Detail Register

1/11  
November 17, 2023 10:19 AM  
User: ssaxe  
DR: Wyoming

**11-21-2023**

Check # Invoice #	Check Date	Vendor Name	General Ledger #	Amount	Comment
<b>55507</b>	<b>11/21/2023</b>	<b>A-1 TIRE SERVICE INC</b>			
92632			101-3100-44100 RENTALS (EQUIPM	\$180.00	RENTALS (EQUIPMENT)
<b>Total for A-1 TIRE SERVICE INC</b>				<b>\$180.00</b>	
<b>55508</b>	<b>11/21/2023</b>	<b>ADAM'S PEST CONTROL INC</b>			
3746495			101-2110-42310 CONTRACTED SER	\$47.25	CONTRACTED SERVICES
3746494			101-3100-42310 CONTRACTED SER	\$71.94	CONTRACTED SERVICES
3746493			101-3100-42310 CONTRACTED SER	\$47.25	CONTRACTED SERVICES
<b>Total for ADAM'S PEST CONTROL INC</b>				<b>\$166.44</b>	
<b>55509</b>	<b>11/21/2023</b>	<b>ANDERSON - KOCH FORD</b>			
184345			101-3100-42400 SMALL TOOLS/MIN	\$237.93	SMALL TOOLS/MINOR EQUIPMENT
<b>Total for ANDERSON - KOCH FORD</b>				<b>\$237.93</b>	
<b>55510</b>	<b>11/21/2023</b>	<b>AT &amp; T MOBILITY</b>			
11032023			101-2110-43200 COMMUNICATIONS	\$1,127.88	COMMUNICATIONS (GENERAL)
			101-2200-43200 COMMUNICATIONS	\$281.98	COMMUNICATIONS (GENERAL)
<b>Total for AT &amp; T MOBILITY</b>				<b>\$1,409.86</b>	
<b>55511</b>	<b>11/21/2023</b>	<b>BITUMINOUS ROADWAYS, INC</b>			
33366			101-3100-44410 STREET MAINT MA	\$344.79	STREET MAINT MATERIALS
<b>Total for BITUMINOUS ROADWAYS, IN</b>				<b>\$344.79</b>	
<b>55512</b>	<b>11/21/2023</b>	<b>BLACKSTONE CONTRACTORS, LLC</b>			
APPLICATION NO 1			404-5200-45450 IMPROVEMENTS R	\$25,070.51	IMPROVEMENTS RAILROAD PARK
APPLICATION NO 2			404-5200-45450 IMPROVEMENTS R	\$34,883.74	IMPROVEMENTS RAILROAD PARK
<b>Total for BLACKSTONE CONTRACTORS</b>				<b>\$59,954.25</b>	
<b>55513</b>	<b>11/21/2023</b>	<b>CAMPBELL KNUTSON</b>			
10312023			101-1400-43040 ATTORNEY FEES	\$1,404.50	ATTORNEY FEES
<b>Total for CAMPBELL KNUTSON</b>				<b>\$1,404.50</b>	
<b>55514</b>	<b>11/21/2023</b>	<b>CHISAGO COUNTY PRESS, INC</b>			
10312023			101-1400-43510 LEGAL NOTICE PUI	\$128.96	LEGAL NOTICE PUBLICATION
<b>Total for CHISAGO COUNTY PRESS, IN</b>				<b>\$128.96</b>	

# City of Wyoming Check Detail Register

2/11  
November 17, 2023 10:19 AM  
User: ssaxe  
DR: Wyoming

**11-21-2023**

Check # Invoice #	Check Date	Vendor Name	General Ledger #	Amount	Comment	
<b>55515</b>	<b>11/21/2023</b>	<b>CINTAS</b>				
4173514451			101-3100-44180	UNIFORMS	\$71.88	STREETS
			101-3100-42100	OPERATING SUPPL	\$52.73	SHOP SUPPLIES
4173514300			101-1400-43600	CLEANING SERVIC	\$34.15	CLEANING SERVICE-CITY HALL
4173514361			101-2110-43600	CLEANING SERVIC	\$31.35	CLEANING SERVICE-PUBLIC SAFETY
4174306710			101-3100-44180	UNIFORMS	\$71.88	STREETS
			101-3100-42100	OPERATING SUPPL	\$36.83	SHOP SUPPLIES
<b>Total for CINTAS</b>					<b>\$298.82</b>	
<b>55516</b>	<b>11/21/2023</b>	<b>COFFEESMITH</b>				
122023			101-5200-42190	SEASONAL ACTIVI	\$579.00	SEASONAL ACTIVITIES
<b>Total for COFFEESMITH</b>					<b>\$579.00</b>	
<b>55517</b>	<b>11/21/2023</b>	<b>CONNEXUS ENERGY</b>				
10302023			101-3100-43800	UTILITIES-GAS/ELI	\$33.01	LAKE DR & HEATH - ST LIGHTS
			101-2110-43800	UTILITIES-GAS/ELI	\$5.25	HAMLET DR
			101-2110-43800	UTILITIES-GAS/ELI	\$5.25	FALLBROOK SIREN
			101-3100-43860	STREET LIGHTS	\$20.14	250TH STREET NE SIGN
			101-2110-43800	UTILITIES-GAS/ELI	\$5.25	PIONEER RD
<b>Total for CONNEXUS ENERGY</b>					<b>\$68.90</b>	
<b>55518</b>	<b>11/21/2023</b>	<b>CULLIGAN WATER CONDITIONING</b>				
102023			101-3100-42310	CONTRACTED SER	\$87.50	CONTRACTED SERVICES
<b>Total for CULLIGAN WATER CONDITIO</b>					<b>\$87.50</b>	
<b>55519</b>	<b>11/21/2023</b>	<b>DAN'S TOWING</b>				
92624			202-2110-42310	CONTRACTED SER	\$161.06	TOWING
92768			202-2110-42310	CONTRACTED SER	\$161.06	TOWING
<b>Total for DAN'S TOWING</b>					<b>\$322.12</b>	
<b>55520</b>	<b>11/21/2023</b>	<b>DAVIDS HYDRO VAC INC</b>				
230042172			602-9425-44380	LIFT STATIONS MA	\$3,700.00	LIFT STATIONS MAINTENANCE
230042173			602-9425-44380	LIFT STATIONS MA	\$2,880.00	LIFT STATIONS MAINTENANCE
<b>Total for DAVIDS HYDRO VAC INC</b>					<b>\$6,580.00</b>	
<b>55521</b>	<b>11/21/2023</b>	<b>DRESEL CONTRACTING</b>				
PAYVOUCHER5			408-3100-45350	IMPROVEMENTS	\$632,135.46	PAY VOUCHER #5
<b>Total for DRESEL CONTRACTING</b>					<b>\$632,135.46</b>	

# City of Wyoming Check Detail Register

3/11  
November 17, 2023 10:19 AM  
User: ssaxe  
DR: Wyoming

**11-21-2023**

Check # Invoice #	Check Date	Vendor Name		
	General Ledger #	Amount	Comment	
<b>55522</b>	<b>11/21/2023</b>	<b>ECKBERG LAMMERS P.C.</b>		
37164				
	101-1400-43040	ATTORNEY FEES	\$2,272.50	GENERAL
	101-1400-43040	ATTORNEY FEES	\$551.25	GENERAL EMPLOYMENT
	101-2110-43040	ATTORNEY FEES	\$87.50	GENERAL POLICE
	408-3100-45350	IMPROVEMENTS	\$262.50	E VIKING BLVD ST PROJECT
	101-2110-43040	ATTORNEY FEES	\$227.50	GENERAL EMPLOYMENT POLICE
	101-1400-43040	ATTORNEY FEES	\$70.00	PFAS SETTLEMENT
	101-1910-43040	ATTORNEY FEES	\$350.00	NONCONFORMING BILLBOARD
	800-0000-20417	ALL SAFE	\$340.00	ALL SAFE ESCROW
	<b>Total for ECKBERG LAMMERS P.C.</b>		<b>\$4,161.25</b>	
<b>55523</b>	<b>11/21/2023</b>	<b>ERICKSON ELECTRIC</b>		
9924				
	602-9425-45350	IMPROVEMENTS	\$2,201.61	IMPROVEMENTS
	<b>Total for ERICKSON ELECTRIC</b>		<b>\$2,201.61</b>	
<b>55524</b>	<b>11/21/2023</b>	<b>FASTENAL COMPANY</b>		
MNTC3227364				
	601-9425-42400	SMALL TOOLS/MIN	\$508.08	SMALL TOOLS/MINOR EQUIPMENT
	<b>Total for FASTENAL COMPANY</b>		<b>\$508.08</b>	
<b>55525</b>	<b>11/21/2023</b>	<b>FERGUSON WATERWORKS</b>		
0521566				
	601-9425-42400	SMALL TOOLS/MIN	\$229.72	SMALL TOOLS/MINOR EQUIPMENT
0521566-1				
	601-9425-42400	SMALL TOOLS/MIN	\$170.24	SMALL TOOLS/MINOR EQUIPMENT
0509219				
	601-9425-42400	SMALL TOOLS/MIN	\$24.99	SMALL TOOLS/MINOR EQUIPMENT
	<b>Total for FERGUSON WATERWORKS</b>		<b>\$424.95</b>	
<b>55526</b>	<b>11/21/2023</b>	<b>FOREST LAKE CONTRACTING</b>		
PAYVOUCHER2				
	408-3100-45350	IMPROVEMENTS	\$519,697.07	IMPROVEMENTS
	<b>Total for FOREST LAKE CONTRACTING</b>		<b>\$519,697.07</b>	
<b>55527</b>	<b>11/21/2023</b>	<b>GOPHER STATE ONE CALL</b>		
3080860				
	601-9425-44650	LOCATES (GOPHEF	\$60.30	LOCATES (GOPHER STATE)
	602-9425-44650	LOCATES (GOPHEF	\$60.30	LOCATES (GOPHER STATE)
	651-9425-44650	LOCATES (GOPHEF	\$60.30	LOCATES (GOPHER STATE)
3060859				
	601-9425-44650	LOCATES (GOPHEF	\$45.00	LOCATES (GOPHER STATE)
	602-9425-44650	LOCATES (GOPHEF	\$45.00	LOCATES (GOPHER STATE)
	651-9425-44650	LOCATES (GOPHEF	\$45.00	LOCATES (GOPHER STATE)
	<b>Total for GOPHER STATE ONE CALL</b>		<b>\$315.90</b>	
<b>55528</b>	<b>11/21/2023</b>	<b>Guidance Homes, Inc.</b>		
BSF22-0035				
	800-0000-20401	SILT FENCE	\$810.00	BSF22-0035
	<b>Total for Guidance Homes, Inc.</b>		<b>\$810.00</b>	

# City of Wyoming Check Detail Register

4/11  
November 17, 2023 10:19 AM  
User: ssaxe  
DR: Wyoming

**11-21-2023**

Check # Invoice #	Check Date	Vendor Name	General Ledger #	Amount	Comment
<b>55529</b> 12685	<b>11/21/2023</b>	<b>H &amp; L MESABI</b>			
			101-3100-42400	SMALL TOOLS/MIN \$175.00	SMALL TOOLS/MINOR EQUIPMENT
<b>Total for H &amp; L MESABI</b>				<u>\$175.00</u>	
<b>55530</b> 11152023	<b>11/21/2023</b>	<b>H &amp; W FUND I.U.O.E LOCAL 49</b>			
			101-0000-21706	HOSPITALIZATION \$8,520.00	PREMIUMS
<b>Total for H &amp; W FUND I.U.O.E LOCAL 4</b>				<u>\$8,520.00</u>	
<b>55531</b> 6612598	<b>11/21/2023</b>	<b>HAWKINS INC</b>			
			601-9425-42160	CHEMICALS/CHEM \$1,922.47	
<b>Total for HAWKINS INC</b>				<u>\$1,922.47</u>	
<b>55532</b> 060101112300	<b>11/21/2023</b>	<b>HOLIDAY COMPANIES</b>			
			101-2110-43900	VEHICLE MAINTEN \$67.50	VEHICLE MAINTENANCE
			101-2200-43900	VEHICLE MAINTEN \$9.00	VEHICLE MAINTENANCE
<b>Total for HOLIDAY COMPANIES</b>				<u>\$76.50</u>	
<b>55533</b> 16191	<b>11/21/2023</b>	<b>HUGO'S TREE CARE, INC.</b>			
			101-5200-42310	CONTRACTED SER \$800.00	CONTRACTED SERVICES
<b>Total for HUGO'S TREE CARE, INC.</b>				<u>\$800.00</u>	
<b>55534</b> 20231028	<b>11/21/2023</b>	<b>HYRKAS, KENNETH</b>			
			101-2200-42080	TRAINING AND IN: \$647.06	TRAINING AND INSTRUCTION
<b>Total for HYRKAS, KENNETH</b>				<u>\$647.06</u>	
<b>55535</b> IN4379230	<b>11/21/2023</b>	<b>INNOVATIVE OFFICE SOLUTIONS, LLC</b>			
			101-1400-42000	SUPPLIES - OFFICE \$51.72	SUPPLIES - OFFICE/COPY/COMPUTR
			101-2400-42000	SUPPLIES - OFFICE \$12.90	SUPPLIES - OFFICE/COPY/COMPUTR
<b>Total for INNOVATIVE OFFICE SOLUTI</b>				<u>\$64.62</u>	
<b>55536</b> 11022023	<b>11/21/2023</b>	<b>IUOE LOCAL #49</b>			
			101-0000-21714	PW UNION DUES \$210.00	MONTHLY DUES
<b>Total for IUOE LOCAL #49</b>				<u>\$210.00</u>	
<b>55537</b> 29124	<b>11/21/2023</b>	<b>KRAMER MECHANICAL</b>			
			101-5200-44010	REPAIRS & MAINT. \$385.00	REPAIRS & MAINT. - BUILDINGS
<b>Total for KRAMER MECHANICAL</b>				<u>\$385.00</u>	

# City of Wyoming Check Detail Register

5/11  
November 17, 2023 10:19 AM  
User: ssaxe  
DR: Wyoming

**11-21-2023**

Check # Invoice #	Check Date	Vendor Name	General Ledger #	Amount	Comment
<b>55538</b>	<b>11/21/2023</b>	<b>LEAGUE OF MN CITIES</b>			
392159			101-1400-42100	OPERATING SUPPL \$321.32	OPERATING SUPPLIES
			101-2400-42100	OPERATING SUPPL \$107.11	OPERATING SUPPLIES
			601-9425-42100	OPERATING SUPPL \$107.11	OPERATING SUPPLIES
			602-9425-42100	OPERATING SUPPL \$107.10	OPERATING SUPPLIES
<b>Total for LEAGUE OF MN CITIES</b>				<b>\$642.64</b>	
<b>55539</b>	<b>11/21/2023</b>	<b>MACQUEEN EMERGENCY</b>			
019436			101-2200-44040	REPAIRS & MAINT. \$120.00	REPAIRS & MAINT. - EQUIPMENT
<b>Total for MACQUEEN EMERGENCY</b>				<b>\$120.00</b>	
<b>55540</b>	<b>11/21/2023</b>	<b>MENARDS- FOREST LAKE</b>			
21019			601-9425-44010	REPAIRS & MAINT. \$24.34	REPAIRS & MAINT. - BUILDINGS
20999			101-3100-42100	OPERATING SUPPL \$4.42	OPERATING SUPPLIES
21208			101-3100-42100	OPERATING SUPPL \$81.23	OPERATING SUPPLIES
21074			601-9425-44010	REPAIRS & MAINT. \$21.19	REPAIRS & MAINT. - BUILDINGS
21073			601-9425-44010	REPAIRS & MAINT. \$(12.23)	REPAIRS & MAINT. - BUILDINGS
21312			101-2110-42100	OPERATING SUPPL \$6.98	OPERATING SUPPLIES
<b>Total for MENARDS- FOREST LAKE</b>				<b>\$125.93</b>	
<b>55541</b>	<b>11/21/2023</b>	<b>MIDCONTINENT COMMUNICATIONS</b>			
14463230113673			101-1400-43210	TELEPHONE \$111.96	CITY HALL
			101-1400-42310	CONTRACTED SER \$905.98	FIBER
			101-2110-43210	TELEPHONE \$406.81	POLICE DEPT
			101-3100-43210	TELEPHONE \$67.10	PUBLIC WORKS
			601-9425-43210	TELEPHONE \$190.40	WELL
			602-9425-43210	TELEPHONE \$142.92	LIFTSTATIONS
<b>Total for MIDCONTINENT COMMUNIC/</b>				<b>\$1,825.17</b>	
<b>55542</b>	<b>11/21/2023</b>	<b>MINNESOTA VALLEY TESTING LABS</b>			
1226048			601-9425-43110	LAB COSTS \$107.25	LAB TESTS
<b>Total for MINNESOTA VALLEY TESTIN</b>				<b>\$107.25</b>	
<b>55543</b>	<b>11/21/2023</b>	<b>MORRIE'S FOREST LAKE CDJR</b>			
11430524651			101-2110-43900	VEHICLE MAINTEN \$103.70	VEHICLE MAINTENANCE
<b>Total for MORRIE'S FOREST LAKE CDJI</b>				<b>\$103.70</b>	

# City of Wyoming Check Detail Register

6/11  
November 17, 2023 10:19 AM  
User: ssaxe  
DR: Wyoming

**11-21-2023**

Check # Invoice #	Check Date	Vendor Name	General Ledger #	Amount	Comment
<b>55544</b> IN1961288	<b>11/21/2023</b>	<b>MUNICIPAL EMERGENCY SERVICES</b>			
		101-2200-42310 CONTRACTED SER		\$352.67	CONTRACTED SERVICES
		<b>Total for MUNICIPAL EMERGENCY SER</b>		\$352.67	
<b>55545</b> 183647	<b>11/21/2023</b>	<b>NAPA AUTO PARTS</b>			
		101-3100-42400 SMALL TOOLS/MIN		\$95.92	SMALL TOOLS/MINOR EQUIPMENT
		<b>Total for NAPA AUTO PARTS</b>		\$95.92	
<b>55546</b> 11/09/2023	<b>11/21/2023</b>	<b>NATASHA SMITH</b>			
		602-0000-11500 ACCOUNTS RECEIV		\$790.88	Sewer - Base Charge
		<b>Total for NATASHA SMITH</b>		\$790.88	
<b>55547</b> 405870	<b>11/21/2023</b>	<b>RAPIT PRINTING INC</b>			
		601-9425-42100 OPERATING SUPPL		\$219.83	OPERATING SUPPLIES
		<b>Total for RAPIT PRINTING INC</b>		\$219.83	
<b>55548</b> 107746829	<b>11/21/2023</b>	<b>RICOH BUSINESS SYSTEMS</b>			
		101-1400-42150 COPIER		\$144.05	CITY HALL
		101-2110-42240 MAINTENANCE CO		\$77.19	POLICE DEPT
		101-2110-42240 MAINTENANCE CO		\$4.10	FIRE DEPT
		<b>Total for RICOH BUSINESS SYSTEMS</b>		\$225.34	
<b>55549</b> 768632	<b>11/21/2023</b>	<b>STATE OF MINNESOTA</b>			
		101-2110-42080 TRAINING AND IN:		\$80.00	TRAINING AND INSTRUCTION
		<b>Total for STATE OF MINNESOTA</b>		\$80.00	
<b>55550</b> I1662307	<b>11/21/2023</b>	<b>STREICHER'S</b>			
		101-2110-42080 TRAINING AND IN:		\$333.49	TRAINING AND INSTRUCTION
		<b>Total for STREICHER'S</b>		\$333.49	
<b>55551</b> M28686	<b>11/21/2023</b>	<b>TIMESAVER OFF SITE SECRETARIAL</b>			
		101-1910-42310 CONTRACTED SER		\$159.00	CONTRACTED SERVICES
		101-1400-42310 CONTRACTED SER		\$159.00	CONTRACTED SERVICES
		101-1910-42310 CONTRACTED SER		\$159.00	CONTRACTED SERVICES
		<b>Total for TIMESAVER OFF SITE SECRE1</b>		\$477.00	

# City of Wyoming Check Detail Register

7/11  
November 17, 2023 10:19 AM  
User: ssaxe  
DR: Wyoming

**11-21-2023**

Check # Invoice #	Check Date	Vendor Name	General Ledger #	Amount	Comment
<b>55552</b>	<b>11/21/2023</b>	<b>TOWMASTER</b>			
464629			101-3100-44040	REPAIRS & MAINT. \$1,259.00	REPAIRS & MAINT. - EQUIPMENT
464617			401-3100-45000	CAPITAL OUTLAY \$188,975.00	CAPITAL OUTLAY
464632			401-3100-45000	CAPITAL OUTLAY \$31,938.00	CAPITAL OUTLAY
<b>Total for TOWMASTER</b>				<u>\$222,172.00</u>	
<b>55553</b>	<b>11/21/2023</b>	<b>TOWN &amp; COUNTRY DISPOSAL</b>			
0922			101-1400-43840	REFUSE \$25.00	804 CITY OF WYOMING
0946			101-3100-43840	REFUSE \$40.00	803 CITY OF WYOMING
0945			101-3100-43840	REFUSE \$50.00	803 CITY OF WYOMING
0942			101-3100-43840	REFUSE \$20.00	803 CITY OF WYOMING
0944			101-3100-43840	REFUSE \$80.00	803 CITY OF WYOMING
<b>Total for TOWN &amp; COUNTRY DISPOSAL</b>				<u>\$215.00</u>	
<b>55554</b>	<b>11/21/2023</b>	<b>UNIQUE PAVING MATERIALS</b>			
76751			101-3100-44410	STREET MAINT MA \$1,660.00	STREET MAINT MATERIALS
<b>Total for UNIQUE PAVING MATERIALS</b>				<u>\$1,660.00</u>	
<b>55555</b>	<b>11/21/2023</b>	<b>UNUM LIFE INSURANCE</b>			
12012023			101-1400-41310	LIFE INSURANCE \$182.51	ADMIN
			101-2110-41310	LIFE INSURANCE \$623.17	POLICE
			101-1910-41310	LIFE INSURANCE \$67.19	PLAN & ZONE
			101-2400-41310	LIFE INSURANCE \$138.89	BLDG
			101-3100-41310	LIFE INSURANCE \$284.38	STREETS
			601-9425-41310	LIFE INSURANCE \$144.01	WATER
			602-9425-41310	LIFE INSURANCE \$144.00	SEWER
122023			101-0000-21715	VOLUNTARY TERM \$364.71	VOLUNTARY TERM LIFE
<b>Total for UNUM LIFE INSURANCE</b>				<u>\$1,948.86</u>	
<b>55556</b>	<b>11/21/2023</b>	<b>US BANK EQUIPMENT FINANCE</b>			
515138097			101-2400-44330	DUES & SUBSCRIP \$160.60	DUES & SUBSCRIPTIONS
<b>Total for US BANK EQUIPMENT FINANCE</b>				<u>\$160.60</u>	

# City of Wyoming Check Detail Register

8/11  
November 17, 2023 10:19 AM  
User: ssaxe  
DR: Wyoming

**11-21-2023**

Check # Invoice #	Check Date	Vendor Name	General Ledger #	Amount	Comment
<b>55557</b>	<b>11/21/2023</b>	<b>VERIZON</b>			
9947860920					
	602-9425-43210	TELEPHONE		\$246.50	TELEPHONE
	601-9425-43210	TELEPHONE		\$246.50	TELEPHONE
	101-1400-43210	TELEPHONE		\$82.88	TELEPHONE
	101-2400-43210	TELEPHONE		\$82.87	TELEPHONE
<b>Total for VERIZON</b>				\$658.75	
<b>55558</b>	<b>11/21/2023</b>	<b>VICTORY AUTOMOTIVE SERVICE</b>			
817972					
	101-2110-43900	VEHICLE MAINTEN		\$1,939.22	VEHICLE MAINTENANCE
818046					
	101-2110-43900	VEHICLE MAINTEN		\$99.54	VEHICLE MAINTENANCE
818040					
	101-2110-43900	VEHICLE MAINTEN		\$209.90	VEHICLE MAINTENANCE
817999					
	101-2200-43900	VEHICLE MAINTEN		\$188.75	VEHICLE MAINTENANCE
817940					
	101-2110-43900	VEHICLE MAINTEN		\$74.91	VEHICLE MAINTENANCE
818140					
	101-2110-43900	VEHICLE MAINTEN		\$84.91	VEHICLE MAINTENANCE
<b>Total for VICTORY AUTOMOTIVE SERV</b>				\$2,597.23	
<b>55559</b>	<b>11/21/2023</b>	<b>VINCO INC</b>			
PAYAPPLICATION1					
	404-5200-45450	IMPROVEMENTS R		\$24,405.50	IMPROVEMENTS RAILROAD PARK
<b>Total for VINCO INC</b>				\$24,405.50	
<b>55560</b>	<b>11/21/2023</b>	<b>VISA</b>			
6457062					
	101-2110-42230	CRIME PREVENTIC		\$44.99	CRIME PREVENTION
2418					
	101-2110-44350	WELLNESS		\$240.00	WELLNESS
3683449					
	101-2110-42100	OPERATING SUPPL		\$33.92	OPERATING SUPPLIES
5318633					
	101-2110-42100	OPERATING SUPPL		\$87.54	OPERATING SUPPLIES
0F1F77DE-0002					
	101-2110-44330	DUES & SUBSCRIP		\$144.00	DUES & SUBSCRIPTIONS
MT190B1DW1					
	101-2110-42100	OPERATING SUPPL		\$2.99	OPERATING SUPPLIES
0025039					
	101-2110-44010	REPAIRS & MAINT.		\$110.97	REPAIRS & MAINT. - BUILDINGS
MNMMK9TG2M					
	101-2110-44330	DUES & SUBSCRIP		\$2.99	DUES & SUBSCRIPTIONS
44807					
	101-2110-42080	TRAINING AND IN:		\$75.00	TRAINING AND INSTRUCTION
93494043					
	101-2110-42080	TRAINING AND IN:		\$799.00	TRAINING AND INSTRUCTION
8165594139					
	101-2110-42070	RECRUITMENT		\$81.88	RECRUITMENT
<b>Total for VISA</b>				\$1,623.28	

# City of Wyoming Check Detail Register

9/11  
November 17, 2023 10:19 AM  
User: ssaxe  
DR: Wyoming

**11-21-2023**

Check # Invoice #	Check Date	Vendor Name	General Ledger #	Amount	Comment
<b>55561</b>	<b>11/21/2023</b>	<b>VISA</b>			
10182023					
	101-3100-42400	SMALL TOOLS/MIN		\$349.00	SMALL TOOLS/MINOR EQUIPMENT
1912992					
	101-3100-42120	MOTOR FUELS		\$3,140.00	MOTOR FUELS
	<b>Total for VISA</b>			<b>\$3,489.00</b>	
<b>55562</b>	<b>11/21/2023</b>	<b>VISA</b>			
10102023					
	101-1400-43220	POSTAGE		\$85.20	POSTAGE
10242023					
	101-1400-44330	DUES & SUBSCRIP		\$8.00	DUES & SUBSCRIPTIONS
	<b>Total for VISA</b>			<b>\$93.20</b>	
<b>55563</b>	<b>11/21/2023</b>	<b>VISA</b>			
02054671815					
	101-1400-43220	POSTAGE		\$390.45	POSTAGE
INV223913074					
	101-1400-44330	DUES & SUBSCRIP		\$15.99	DUES & SUBSCRIPTIONS
7206615					
	101-3100-42400	SMALL TOOLS/MIN		\$16.02	SMALL TOOLS/MINOR EQUIPMENT
0342644					
	101-2400-42000	SUPPLIES - OFFICE		\$20.27	SUPPLIES - OFFICE/COPY/COMPUTR
4537025					
	101-3100-42000	SUPPLIES - OFFICE		\$9.98	SUPPLIES - OFFICE/COPY/COMPUTR
9680215					
	101-1400-42100	OPERATING SUPPL		\$5.86	OPERATING SUPPLIES
26097837					
	280-1500-43000	PROFESSIONAL SE		\$500.00	PROFESSIONAL SERVICE (GENERAL)
	101-1400-42100	OPERATING SUPPL		\$88.68	OPERATING SUPPLIES
10252023					
	280-1000-43000	PROFESSIONAL SE		\$20.00	PROFESSIONAL SERVICE (GENERAL)
	<b>Total for VISA</b>			<b>\$1,067.25</b>	
<b>55564</b>	<b>11/21/2023</b>	<b>WARNING LITES OF MN, INC</b>			
1220					
	101-5200-42190	SEASONAL ACTIVI		\$1,935.00	SEASONAL ACTIVITIES
	<b>Total for WARNING LITES OF MN, INC</b>			<b>\$1,935.00</b>	
<b>55565</b>	<b>11/21/2023</b>	<b>WASTE MANAGEMENT CORP SERVICES</b>			
0051845-4812-0					
	101-5500-43840	REFUSE		\$16.50	LIBRARY 27-16928-33002
	101-5200-43840	REFUSE		\$93.95	CITY MAINT 27-16916-73007
	101-3100-43840	REFUSE		\$80.85	CITY HALL 27-16916-83005
	101-5200-43840	REFUSE		\$110.68	CITY GARAGE 27-16920-33000
	<b>Total for WASTE MANAGEMENT CORP :</b>			<b>\$301.98</b>	
<b>55566</b>	<b>11/21/2023</b>	<b>WINNICK SUPPLY INC.</b>			
029803					
	601-9425-42400	SMALL TOOLS/MIN		\$57.40	SMALL TOOLS/MINOR EQUIPMENT
	<b>Total for WINNICK SUPPLY INC.</b>			<b>\$57.40</b>	

# City of Wyoming Check Detail Register

10/11  
November 17, 2023 10:19 AM  
User: ssaxe  
DR: Wyoming

**11-21-2023**

Check # Invoice #	Check Date	Vendor Name	General Ledger #	Amount	Comment
<b>55567</b>	<b>11/21/2023</b>	<b>WSB</b>			
09302023					
		800-0000-20532 SHORE VIEW TWO		\$84.75	SHORE VIEW TWO ESCROW
		800-0000-20531 AADLAND WEST		\$254.25	AADLAND WEST
		800-0000-20569 DIAMOND RIDGE C		\$319.75	2020 EMERALD AVE IMPROVEMENTS PROJECT
		408-3100-43030 ENGINEERING		\$51.00	2021 STREET IMPROVEMENT PROJECT
		408-3100-43030 ENGINEERING		\$10,439.75	2023 EAST VIKING BLVD IMPROVEMENT
		408-3100-43030 ENGINEERING		\$30,308.00	2023 FALLBROOK AVE & 264TH ST
		101-1400-43030 ENGINEERING		\$706.50	2023 GENERAL SERVICES
		101-1910-43030 ENGINEERING		\$223.00	2023 GENERAL PLANNING SERVICES
		408-9425-45350 IMPROVEMENTS		\$6,925.00	2023 TRUNK WATERMAIN IMPROVEMENTS
		800-0000-20417 ALL SAFE		\$596.25	ALL SAFE SITE PLAN REVIEW
		408-3100-43030 ENGINEERING		\$111.50	BRIDGE 13506 REPLACEMENT
		800-0000-20812 COMMERCIAL PLUMBING & HEATING ESCROW		\$3,202.50	COMMERCIAL PLUMBING & HEATING ESCROW
		800-0000-20595 HALLBERG SITE PLAN ESCROW		\$169.50	HALLBERG SITE PLAN ESCROW
		800-0000-20572 HEIMS LAKE VILLA NORTH		\$1,157.00	HEIMS LAKE VILLA NORTH
		401-3100-45000 CAPITAL OUTLAY		\$474.00	HELIUM COURT STORM SEWER REPLACEMENT
		651-9425-43100 MS4 PERMIT - ENGINEERING		\$1,527.25	MS4 PERMIT - ENGINEERING
		800-0000-20568 MOXNESS SUMMER FIELDS 2ND ADDITION		\$536.75	MOXNESS SUMMER FIELDS 2ND ADDITION
		601-9425-43030 ENGINEERING		\$1,026.00	UNIDIRECTIONAL FLUSHING STUDY
		101-5200-44040 REPAIRS & MAINTENANCE		\$2,480.50	WYOMING PARK SYSTEM PLAN
		<b>Total for WSB</b>		<b>\$60,593.25</b>	
<b>55568</b>	<b>11/21/2023</b>	<b>WYOMING POST OFFICE</b>			
11102023					
		601-9425-43220 POSTAGE		\$3.12	POSTAGE
		602-9425-43220 POSTAGE		\$3.12	POSTAGE
		<b>Total for WYOMING POST OFFICE</b>		<b>\$6.24</b>	
<b>55569</b>	<b>11/21/2023</b>	<b>XCEL ENERGY</b>			
851816353					
		101-3100-43860 STREET LIGHTS		\$6,467.50	STOP LIGHTS
852072088					
		101-3100-43800 UTILITIES-GAS/ELI		\$50.11	TRAFFIC SIGNAL
852696699					
		101-3100-43800 UTILITIES-GAS/ELI		\$18.52	SPEED SIGN
852720163					
		101-3100-43860 STREET LIGHTS		\$56.66	STOP LIGHTS
		<b>Total for XCEL ENERGY</b>		<b>\$6,592.79</b>	

# City of Wyoming Check Detail Register

11/11  
November 17, 2023 10:19 AM  
User: ssaxe  
DR: Wyoming

11-21-2023

Check #	Check Date	Vendor Name		
Invoice #	General Ledger #	mount	Comment	

**General Checking Account 10100**  
**Total Amount Being Paid: \$1,579,895.19**  
**Total Number of Checks: 63**

---

Mayor Iverson

---

Councilmember Luger

---

Councilmember Nanko Yeager

---

Councilmember Schilling

---

Councilmember Ohnstad



## *Request for Council Action*

*Date:* November 21, 2023

*Presented to:* Mayor Iverson and City Council Members

*Presented by:* Joe Keding, Assistant Public Works Superintendent

*Department:* Public Works

*Reference:* Seasonal Public Works Positions

*Method:* Consent

***Background Information:***

Staff is preparing for the eventual arrival of the 2023/24 winter season. Considerations are being made for staffing of the warming house at Swenson Park at this time. Currently, there has been one application received, which is from Devin Ojeda. Mr. Ojeda was the seasonal rink attendant for the City of Wyoming during the 2022-23 season.

***Recommendation:***

The Public Works Department is requesting council authorization for the hiring of Devin Ojeda for the seasonal public works position with a tentative start date pending the readiness of the skating and hockey rink at Swenson Park. The recommended wage is \$17.00 per hour for a returning seasonal.



Memorandum

Date: November 16, 2023  
To: Mayor Iverson and City Council Members  
From: Neil Bauer, Public Safety Director  
Subject: Purchase of Axon Taser Devices (5-year contract)

---

**Background Information:**

The Wyoming Police Department has provided Taser (conducted energy weapons) for all police officers for many years. They are an effective tool that can be used to temporarily incapacitate someone when making an arrest or detaining a violent or dangerous person.

Our current devices are the X26P model, and they have a useful life of 5 years:

Purchase year for the current devices:

- 2 – 2017
- 2 – 2018
- 2 – 2019
- 2 – 2020
- 1 – 2021

We have two additional devices are an older model that is outdated technology and are no longer in service.

I have been budgeting \$4,000 per year for replacement devices since 2023 because 4 of the devices are beyond their recommended useful life and we would need to purchase 2-3 devices per year for the foreseeable future to replace our current devices

Pricing has increased for the newer Taser models and the cost to purchase 2 devices is \$5,520.00 (\$2,760 per device).

Axon, the manufacture of Tasers, offers a similar subscription to our Body Worn Cameras for these Tasers. To purchase 12 Taser 7 devices for a 5-year subscription, is \$34,218.00, payable in 5 annual installments of \$6,843.60 beginning in 2024. This includes the cartridges for training and street use on an annual basis as well. These cartridges would be an additional \$579.60+ per year if we did not contract for the subscription.



## Memorandum

This proposed contract would be for 12 Taser 7 devices (10 for sworn officers, 2 for Reserves/Reserve Cadets/Police Cadets). We would be returning our current inventory of Taser devices for a credit towards the new contract (amount TBD).

### **Recommendation:**

Staff recommends that Council authorize signing of the 5-year subscription/contract with Axon for 12 Taser 7 devices, for a 60-month contract, in the amount of \$34,218.00, payable annually in the amount of \$6,843.60.

A handwritten signature in black ink, appearing to read "N. D. Bauer".

Neil D. Bauer, Ed.D.  
Police Chief/Public Safety Director



**Axon Enterprise, Inc.**  
 17800 N 85th St.  
 Scottsdale, Arizona 85255  
 United States  
 VAT: 86-0741227  
 Domestic: (800) 978-2737  
 International: +1.800.978.2737

Q-526870-45231.939CS

Issued: 11/01/2023

Quote Expiration: 12/15/2023

Estimated Contract Start Date: 02/01/2024

Account Number: 107938

Payment Terms: N30

Delivery Method:

SHIP TO	BILL TO
Business;Delivery;Invoice-7665 Wyoming Trl 7665 Wyoming Trail Wyoming, MN 55092-8321 USA	Wyoming Police Department - MN 7665 Wyoming Trail Wyoming MN 55092-8321 USA Email:

SALES REPRESENTATIVE	PRIMARY CONTACT
Chandler Smith Phone: 480 - 716 - 7245 Email: chasmith@axon.com Fax:	Neil Bauer Phone: (651) 462-0577 Email: nbauer@wyomingmn.org Fax: --

### Quote Summary

Program Length	60 Months
<b>TOTAL COST</b>	<b>\$34,218.00</b>
<b>ESTIMATED TOTAL W/ TAX</b>	<b>\$34,218.00</b>

### Discount Summary

Average Savings Per Year	\$1,202.40
<b>TOTAL SAVINGS</b>	<b>\$6,012.00</b>

### Payment Summary

Date	Subtotal	Tax	Total
Jan 2024	\$6,843.60	\$0.00	\$6,843.60
Jan 2025	\$6,843.60	\$0.00	\$6,843.60
Jan 2026	\$6,843.60	\$0.00	\$6,843.60
Jan 2027	\$6,843.60	\$0.00	\$6,843.60
Jan 2028	\$6,843.60	\$0.00	\$6,843.60
<b>Total</b>	<b>\$34,218.00</b>	<b>\$0.00</b>	<b>\$34,218.00</b>

Quote Unbundled Price:	\$40,230.00
Quote List Price:	\$36,018.00
Quote Subtotal:	\$34,218.00

## Pricing

*All deliverables are detailed in Delivery Schedules section lower in proposal*

Item	Description	Qty	Term	Unbundled	List Price	Net Price	Subtotal	Tax	Total
<b>Program</b>									
T7Basic	TASER 7 Basic Bundle	12	60	\$51.85	\$46.00	\$43.50	\$31,320.00	\$0.00	\$31,320.00
<b>A la Carte Hardware</b>									
22176	TASER 7 LIVE CARTRIDGE, CLOSE QUARTERS (12-DEGREE) NS	36			\$40.25	\$40.25	\$1,449.00	\$0.00	\$1,449.00
22175	TASER 7 LIVE CARTRIDGE, STANDOFF (3.5-DEGREE) NS	36			\$40.25	\$40.25	\$1,449.00	\$0.00	\$1,449.00
<b>Total</b>							<b>\$34,218.00</b>	<b>\$0.00</b>	<b>\$34,218.00</b>

## Delivery Schedule

### Hardware

Bundle	Item	Description	QTY	Estimated Delivery Date
TASER 7 Basic Bundle	20008	TASER 7 HANDLE, YLW, HIGH VISIBILITY (GREEN LASER), CLASS 3R	12	01/01/2024
TASER 7 Basic Bundle	20018	TASER BATTERY PACK, TACTICAL	14	01/01/2024
TASER 7 Basic Bundle	20160	TASER 7 HOLSTER - SAFARILAND, RH+CART CARRIER	12	01/01/2024
TASER 7 Basic Bundle	70033	WALL MOUNT BRACKET, ASSY, EVIDENCE.COM DOCK	1	01/01/2024
TASER 7 Basic Bundle	71019	NORTH AMER POWER CORD FOR AB3 8-BAY, AB2 1-BAY / 6-BAY DOCK	1	01/01/2024
TASER 7 Basic Bundle	74200	TASER 6-BAY DOCK AND CORE	1	01/01/2024
TASER 7 Basic Bundle	80087	TASER TARGET, CONDUCTIVE, PROFESSIONAL (RUGGEDIZED)	1	01/01/2024
TASER 7 Basic Bundle	80090	TARGET FRAME, PROFESSIONAL, 27.5 IN. X 75 IN., TASER 7	1	01/01/2024
A la Carte	22175	TASER 7 LIVE CARTRIDGE, STANDOFF (3.5-DEGREE) NS	36	01/01/2024
A la Carte	22176	TASER 7 LIVE CARTRIDGE, CLOSE QUARTERS (12-DEGREE) NS	36	01/01/2024

### Software

Bundle	Item	Description	QTY	Estimated Start Date	Estimated End Date
TASER 7 Basic Bundle	20248	TASER 7 EVIDENCE.COM LICENSE	12	02/01/2024	01/31/2029
TASER 7 Basic Bundle	20248	TASER 7 EVIDENCE.COM LICENSE	1	02/01/2024	01/31/2029

### Warranties

Bundle	Item	Description	QTY	Estimated Start Date	Estimated End Date
TASER 7 Basic Bundle	80374	EXT WARRANTY, TASER 7 BATTERY PACK	14	01/01/2025	01/31/2029
TASER 7 Basic Bundle	80395	EXT WARRANTY, TASER 7 HANDLE	12	01/01/2025	01/31/2029
TASER 7 Basic Bundle	80396	EXT WARRANTY, TASER 7 SIX BAY DOCK	1	01/01/2025	01/31/2029

## Payment Details

<b>Jan 2024</b>						
<b>Invoice Plan</b>	<b>Item</b>	<b>Description</b>	<b>Qty</b>	<b>Subtotal</b>	<b>Tax</b>	<b>Total</b>
Year 1	22175	TASER 7 LIVE CARTRIDGE, STANDOFF (3.5-DEGREE) NS	36	\$289.80	\$0.00	\$289.80
Year 1	22176	TASER 7 LIVE CARTRIDGE, CLOSE QUARTERS (12-DEGREE) NS	36	\$289.80	\$0.00	\$289.80
Year 1	T7Basic	TASER 7 Basic Bundle	12	\$6,264.00	\$0.00	\$6,264.00
<b>Total</b>				<b>\$6,843.60</b>	<b>\$0.00</b>	<b>\$6,843.60</b>

<b>Jan 2025</b>						
<b>Invoice Plan</b>	<b>Item</b>	<b>Description</b>	<b>Qty</b>	<b>Subtotal</b>	<b>Tax</b>	<b>Total</b>
Year 2	22175	TASER 7 LIVE CARTRIDGE, STANDOFF (3.5-DEGREE) NS	36	\$289.80	\$0.00	\$289.80
Year 2	22176	TASER 7 LIVE CARTRIDGE, CLOSE QUARTERS (12-DEGREE) NS	36	\$289.80	\$0.00	\$289.80
Year 2	T7Basic	TASER 7 Basic Bundle	12	\$6,264.00	\$0.00	\$6,264.00
<b>Total</b>				<b>\$6,843.60</b>	<b>\$0.00</b>	<b>\$6,843.60</b>

<b>Jan 2026</b>						
<b>Invoice Plan</b>	<b>Item</b>	<b>Description</b>	<b>Qty</b>	<b>Subtotal</b>	<b>Tax</b>	<b>Total</b>
Year 3	22175	TASER 7 LIVE CARTRIDGE, STANDOFF (3.5-DEGREE) NS	36	\$289.80	\$0.00	\$289.80
Year 3	22176	TASER 7 LIVE CARTRIDGE, CLOSE QUARTERS (12-DEGREE) NS	36	\$289.80	\$0.00	\$289.80
Year 3	T7Basic	TASER 7 Basic Bundle	12	\$6,264.00	\$0.00	\$6,264.00
<b>Total</b>				<b>\$6,843.60</b>	<b>\$0.00</b>	<b>\$6,843.60</b>

<b>Jan 2027</b>						
<b>Invoice Plan</b>	<b>Item</b>	<b>Description</b>	<b>Qty</b>	<b>Subtotal</b>	<b>Tax</b>	<b>Total</b>
Year 4	22175	TASER 7 LIVE CARTRIDGE, STANDOFF (3.5-DEGREE) NS	36	\$289.80	\$0.00	\$289.80
Year 4	22176	TASER 7 LIVE CARTRIDGE, CLOSE QUARTERS (12-DEGREE) NS	36	\$289.80	\$0.00	\$289.80
Year 4	T7Basic	TASER 7 Basic Bundle	12	\$6,264.00	\$0.00	\$6,264.00
<b>Total</b>				<b>\$6,843.60</b>	<b>\$0.00</b>	<b>\$6,843.60</b>

<b>Jan 2028</b>						
<b>Invoice Plan</b>	<b>Item</b>	<b>Description</b>	<b>Qty</b>	<b>Subtotal</b>	<b>Tax</b>	<b>Total</b>
Year 5	22175	TASER 7 LIVE CARTRIDGE, STANDOFF (3.5-DEGREE) NS	36	\$289.80	\$0.00	\$289.80
Year 5	22176	TASER 7 LIVE CARTRIDGE, CLOSE QUARTERS (12-DEGREE) NS	36	\$289.80	\$0.00	\$289.80
Year 5	T7Basic	TASER 7 Basic Bundle	12	\$6,264.00	\$0.00	\$6,264.00
<b>Total</b>				<b>\$6,843.60</b>	<b>\$0.00</b>	<b>\$6,843.60</b>

Tax is estimated based on rates applicable at date of quote and subject to change at time of invoicing. If a tax exemption certificate should be applied, please submit prior to invoicing.

## Standard Terms and Conditions

### Axon Enterprise Inc. Sales Terms and Conditions

#### Axon Master Services and Purchasing Agreement:

This Quote is limited to and conditional upon your acceptance of the provisions set forth herein and Axon's Master Services and Purchasing Agreement (posted at [www.axon.com/legal/sales-terms-and-conditions](http://www.axon.com/legal/sales-terms-and-conditions)), as well as the attached Statement of Work (SOW) for Axon Fleet and/or Axon Interview Room purchase, if applicable. In the event you and Axon have entered into a prior agreement to govern all future purchases, that agreement shall govern to the extent it includes the products and services being purchased and does not conflict with the Axon Customer Experience Improvement Program Appendix as described below.

#### ACEIP:

The Axon Customer Experience Improvement Program Appendix, which includes the sharing of de-identified segments of Agency Content with Axon to develop new products and improve your product experience (posted at [www.axon.com/legal/sales-terms-and-conditions](http://www.axon.com/legal/sales-terms-and-conditions)), is incorporated herein by reference. By signing below, you agree to the terms of the Axon Customer Experience Improvement Program.

#### Acceptance of Terms:

Any purchase order issued in response to this Quote is subject solely to the above referenced terms and conditions. By signing below, you represent that you are lawfully able to enter into contracts. If you are signing on behalf of an entity (including but not limited to the company, municipality, or government agency for whom you work), you represent to Axon that you have legal authority to bind that entity. If you do not have this authority, please do not sign this Quote.

---

Signature

---

Date Signed

11/1/2023



**RESOLUTION NO. 23-11-110**

**A RESOLUTION APPROVING AN AGREEMENT WITH AXON ENTERPRISES FOR 12 TASER 7 DEVICES, FOR A 60-MONTH CONTRACT, IN THE AMOUNT OF \$34,218.00, PAYABLE ANNUALLY IN THE AMOUNT OF \$6,843.60**

**WHEREAS**, the City of Wyoming Public Safety Department provides tasers to its officer,

**WHEREAS**, the current model of taser used by City of Wyoming Public Safety Department has a 5-year useful life,

**WHEREAS**, the cost of replacement per taser continues to rise,

**WHEREAS**, entering into a multi-year contract directly with a taser manufacturer would be cost effective for the City of Wyoming through bulk-taser purchases,

**WHEREAS**, Axon Enterprises is a producer of tasers and offers long-term replacement contracts to municipalities,

**WHEREAS**, the Axon contract includes cartridges for training and street use on an annual basis,

**WHEREAS**, the total 5-year contract amount is \$34,218.00 which is payable in 5 annual installments of \$6,843.60 beginning in 2024

**THEREFORE, BE IT RESOLVED**, The City of Wyoming Public Safety Department enter in to the 5-year agreement with Axon Enterprises for 12 taser 7 devices in the amount of \$34,218.00, payable annually in the amount of \$6,843.69

**This resolution was adopted by the City Council of the City of Wyoming on the 21<sup>st</sup> day of November 2023.**

By:

\_\_\_\_\_  
Lisa Iverson, Mayor

ATTEST:

\_\_\_\_\_  
Robb Linwood, City Administrator/Clerk



# *Request for Council Action*

*Date:* November 21, 2023

*Presented to:* Mayor Iverson and City Council Members

*Presented by:* Jenny Olson, Utility Billing Clerk

*Department:* Administration

*Reference:* Delinquent Utility Bills

*Method:* Consent

***Background Information:***

The City Of Wyoming sends out quarterly and yearly utility bills for sewer, water and surface water management. On October 1, 2023, the City sent out delinquent letters to all residents who had a pending balance of \$25.00 or more as of 10/1/23. Residents had until November 15, 2023 to pay this delinquent balance. The accounts included in the attached report are the ones that still have a delinquent balance of \$25.00 or more. Staff will be provided a final updated list for Council on Tuesday, November 21<sup>st</sup>, 2023.

***Recommendation:***

Certify the unpaid delinquent utility amounts and city services invoices on the attached list to 2024 property tax collection.



CITY OF WYOMING  
26885 FOREST BLVD  
PO BOX 188  
WYOMING, MN 55092

October 1, 2023  
Re: Delinquent City Services  
Account #0000  
Service Address - 12345 FOREST BLVD  
Parcel ID - 21.00000.00  
**Delinquent Amount: \$0.00**

Please detach and return this upper portion with your payment

You are receiving this letter because your account has become delinquent. The City of Wyoming encourages its customers to remain up-to-date in the payment of their utility bills. When accounts are flagged as delinquent, they may be certified to Chisago County to be collected with your property taxes.

As of October 1, 2023, your city services account was flagged as delinquent. The eligible amount - **\$0.00** will be certified to your 2024 property taxes unless it is paid off by November 15, 2023. A \$15.00 administrative certification fee will be added to your delinquent balance if we do not receive this delinquent payment.

To see a breakdown of your delinquent balance, go to [www.wyomingmn.org/utilitybilling](http://www.wyomingmn.org/utilitybilling), click on "View Your Utility Account Here", and search for your property via your account number - #0000

**This letter serves as your final notice that if your delinquent balance is not paid in full by 4:30 pm on Wednesday, November 15, 2023, it will be sent to the County for collection with your 2024 property taxes.**

The City Council will consider final action on all delinquent accounts during their regular Council meeting on November 21, 2023 at 7:00 pm. A written appeal may be made to the City Administrator. Please send your appeal to City Of Wyoming, Attn: City Administrator, PO Box 188, Wyoming, MN 55092.

We sincerely hope that you choose to make your delinquent payment in a timely manner. It is in the best interest of the City of Wyoming and its property owners to avoid the special assessment process. Please submit your payment to:

City of Wyoming	Make checks payable to City of Wyoming
Attn: Utility Billing	We accept cash, check, credit/debit cards*, checking/savings bank accounts*
PO Box 188	To pay online*, go to <a href="http://www.wyomingmn.org/utilitybilling">www.wyomingmn.org/utilitybilling</a>
Wyoming, MN 55092	*Transaction fees are associated with these types of payments

If you have any questions, contact us at 651-462-0575 or [wyoming@wyomingmn.org](mailto:wyoming@wyomingmn.org). If payment has recently been made, please disregard this letter. Thank you for your prompt attention to this matter.

Sincerely,  
Jenny Olson  
City Of Wyoming Utility Billing Clerk  
651-462-0575  
[jolson@wyomingmn.org](mailto:jolson@wyomingmn.org)

# Delinquent Tax List

11/21/2023 12:19 PM

Account #	Parcel Number	Service Address	Delq Tax Amount
0094	21.10674.02		\$30.24
0263	21.10698.00		\$47.84
0279	21.10618.10		\$30.24
0389	21.10261.00		\$30.24
0390	21.10258.00		\$30.24
1052	21.10272.10		\$1,440.14
1070	21.10343.01		\$47.84
1071	21.10339.55		\$47.84
1216	21.10356.00		\$30.24
1217	21.10354.00		\$30.24
1219	21.10343.02		\$52.24
1289	21.11084.78		\$30.24
1436	21.10128.00 & 21.10132.00		\$30.24
1437	21.10116.00		\$30.24
1831	21.10657.00		\$30.24
1872	21.10589.03		\$47.84
2145	21.10257.10		\$52.24
2146	21.10159.00, 161 & 160		\$52.24
2200	21.11034.67		\$47.84
2443	21.00051.00		\$515.98
5582	21.11120.00		\$30.24
2083	21.11029.46	24245 & 24249 GREENWAY AVE	\$136.60
1574	21.10044.00	29905 & 29901 HEMINGWAY AVE	\$30.24
1061	21.10648.00	5526 240TH ST	\$30.24
2159	21.10648.30	5658 240TH ST	\$30.24
1368	21.10625.00	4530 242ND ST	\$30.24
1137	21.11125.11	4588 242ND ST	\$30.24
0625	21.10717.57	7814 242ND ST	\$30.24
0563	21.10717.81	7500 244TH ST	\$30.24
0571	21.10717.78	7584 244TH ST	\$30.24
0550	21.10717.86	7611 244TH ST	\$47.84
0232	21.10641.20	5416 245TH ST	\$47.84
0824	21.11125.74	5695 245TH ST	\$30.24
0481	21.10651.00	5868 245TH ST	\$30.24
1509	21.10967.25	4340 250TH ST	\$30.24

Account #	Parcel Number	Service Address	Delq Tax Amount
2175	21.11034.27	4581 250TH ST	\$31.44
0349	21.11125.32	5645 250TH ST	\$30.24
0249	21.10557.00	6130 250TH ST	\$30.24
1060	21.10556.00	6150 250TH ST	\$47.84
1657	21.10579.00	6200 250TH ST	\$47.84
0110	21.11034.68	4686 252ND ST	\$30.24
1602	21.11034.80	4749 252ND ST	\$47.84
0480	21.11034.56	4717 253RD ST	\$30.24
0495	21.11034.62	4869 253RD ST	\$30.24
1346	21.11045.07	6386 255TH ST	\$47.84
1742	21.11045.08	6414 255TH ST	\$30.24
0781	21.10845.82	6505 255TH ST	\$30.24
5369	21.10501.10	7314 255TH ST	\$30.24
5364	21.10501.16	7479 255TH ST	\$30.24
2024	21.11130.13	7022 256TH ST	\$47.84
1573	21.10821.76	7317 256TH ST	\$47.84
4603	21.00715.53	5962 258TH ST	\$1,348.21
5563	21.00715.55	6006 258TH ST	\$1,226.20
5519	21.00716.00	6031 258TH ST	\$335.90
4480	21.00715.98	6071 258TH ST	\$924.94
3147	21.00715.92	6149 258TH ST	\$759.22
5424	21.10829.25	6406 258TH ST	\$47.84
1461	21.10829.26	6422 258TH ST	\$47.84
1280	21.10830.75	6989 258TH ST	\$47.84
0061	21.10830.67	7036 258TH ST	\$30.24
2887	21.00447.88	5845 259TH ST	\$792.20
4353	21.00715.03	6038 259TH ST	\$1,905.84
2676	21.00589.29	5460 260TH ST	\$1,759.05
0918	21.11132.10	6326 260TH ST	\$30.24
0792	21.10821.50	6578 260TH ST	\$30.24
3653	21.00698.00	4945 261ST LN	\$1,297.63
1675	21.11132.22	6426 261ST ST	\$47.84
2752	21.00667.00	4810 262ND ST	\$363.60
4031	21.00399.22	6155 262ND ST	\$1,828.67
0309	21.11132.03	6454 262ND ST	\$30.24
0807	21.10821.26	6602 262ND ST	\$30.24
3591	21.00632.00	4880 263RD CT	\$33.69
5297	21.00626.00	4976 263RD ST	\$1,051.16
4223	21.00447.02	6160 263RD ST	\$1,176.71

Account #	Parcel Number	Service Address	Delq Tax Amount
2060	21.11128.43	6366 263RD ST	\$30.24
2160	21.10821.28	6682 263RD ST	\$30.24
1149	21.10821.02	6723 263RD ST	\$30.24
3549	21.00625.00	4815 264TH CT	\$731.16
3537	21.00621.00	4881 264TH CT	\$1,331.87
0158	21.11128.28	6452 264TH ST	\$47.84
0828	21.11128.29	6470 264TH ST	\$30.24
0751	21.10267.10	7554 269TH ST	\$47.84
3491	21.00152.00	5320 270TH ST	\$1,078.40
5649	21.00469.00	5450 270TH ST	\$837.73
1006	21.10788.91	6425 271ST ST	\$47.84
1729	21.11043.00	6584 272ND CT	\$47.84
3582	21.00590.65	5345 273RD ST	\$1,389.21
4763	21.00590.44	5315 274TH ST	\$1,292.05
4760	21.00590.45	5335 274TH ST	\$742.30
3874	21.00589.65	5500 274TH ST	\$2,430.00
4767	21.00590.32	5585 274TH ST	\$664.71
0879	21.10264.00	8004 275TH ST	\$30.24
0388	21.10257.00	8218 275TH ST	\$47.84
0387	21.10259.00	8251 275TH ST	\$30.24
1725	21.11084.58	5387 277TH ST	\$47.84
0415	21.11127.03	5562 279TH ST	\$30.24
1926	21.10041.00	7524 295TH ST	\$47.84
1606	21.10053.00	7560 295TH ST	\$30.24
1859	21.10067.00	7622 295TH ST	\$47.84
0196	21.10034.00	7847 295TH ST	\$30.24
1634	21.10847.00	25470 E COMFORT DR	\$47.84
2155	21.10848.00	25484 E COMFORT DR	\$30.24
1170	21.10498.00	25381 W COMFORT DR	\$30.24
1858	21.10821.91	25712 W COMFORT DR	\$30.24
1819	21.10628.00	24553 ELMCREST AVE	\$47.84
1088	21.11125.08	24449 ESQUIRE CT	\$47.84
0871	21.10967.84	25093 ETHAN AVE	\$30.24
0413	21.11034.64	25335 EUREKA AVE	\$30.24
2171	21.11125.23	4947 EVERGREEN RD	\$30.24
3384	21.00603.00	26517 EVERTON CIR	\$936.11
3373	21.00598.00	26547 EVERTON CIR	\$355.28
3369	21.00596.00	26559 EVERTON CIR	\$718.12
1156	21.10617.00	24340 FALLBROOK AVE	\$30.24

Account #	Parcel Number	Service Address	Delq Tax Amount
2173	21.11126.01	24421 FALLBROOK AVE	\$30.24
1925	21.10621.00	24491 FALLBROOK AVE	\$30.24
1271	21.10610.20	24898 FALLBROOK AVE	\$30.24
2556	21.00052.00	26467 FALLBROOK AVE	\$5,331.90
2652	21.00055.00	5184 FALLBROOK CT	\$1,615.08
0222	21.11125.83	24316 FAWN TRL	\$27.50
1564	21.11125.77	24434 FAWN TRL	\$30.24
4737	21.00180.00	26845 FELTON AVE	\$1,299.76
3307	21.00165.00	26918 FELTON AVE	\$677.10
3285	21.00291.00	26595 FENWICK AVE	\$704.74
3278	21.00269.00	26683 FENWICK AVE	\$1,094.34
4679	21.00190.00	26778 FENWICK AVE	\$355.89
3262	21.00109.20	26825 FENWICK AVE	\$4,340.63
3241	21.00276.00	26675 FERIDAY AVE	\$1,266.85
0911	21.10644.00	24750 FIELD AVE	\$30.24
3785	21.00468.74	25827 FINCH CT	\$908.49
3233	21.00315.00	26337 FINLEY AVE	\$1,238.51
3232	21.00306.00	26338 FINLEY AVE	\$1,932.10
3227	21.00305.00	26362 FINLEY AVE	\$318.07
3224	21.00318.00	26395 FINLEY AVE	\$34.88
3747	21.00327.00	26437 FINLEY AVE	\$216.56
3202	21.00503.00	26912 FINLEY AVE	\$797.78
5305	21.00570.43	5722 FLINT TRL	\$699.52
3192	21.00488.00	27014 FLINTWOOD AVE	\$1,464.69
4573	21.00493.00	27040 FLINTWOOD CIR	\$400.99
2207	21.11125.43	24830 FONDANT AVE	\$47.84
0962	21.11125.34	24996 FONDANT AVE	\$30.24
1830	21.10655.00	24011 FOREST BLVD	\$28.56
5576	21.10575.00	25355 FOREST BLVD	\$27.09
1537	21.10549.00	25401 FOREST BLVD	\$30.24
0499	21.11118.00	25554 FOREST BLVD	\$30.24
4110	21.00128.00	26163 FOREST BLVD	\$573.71
4108	21.00124.00	26189 FOREST BLVD	\$548.54
3059	21.00164.10	26939 FOREST BLVD	\$263.47
3055	21.00003.00	27493 FOREST BLVD	\$888.21
1135	21.10133.40	28361 FOREST BLVD	\$30.24
2049	21.11145.00	28490 FOREST BLVD	\$30.24
0134	21.10121.00	28750 FOREST BLVD	\$47.84
3125	21.00718.36	FOREST BLVD TRL - NORTH IRRIGATION	\$7,965.73

Account #	Parcel Number	Service Address	Delq Tax Amount
4242	21.00718.57	25576 FOREST BOULEVARD LN	\$1,009.86
5818	21.00718.80	25613 FOREST BOULEVARD LN	\$102.84
3073	21.00716.35	5830 FOREST BOULEVARD TRL	\$1,540.16
3127	21.00716.34	5844 FOREST BOULEVARD TRL	\$1,997.88
3088	21.00716.40	5906 FOREST BOULEVARD TRL	\$1,687.16
3099	21.00716.44	5936 FOREST BOULEVARD TRL	\$234.85
3574	21.00717.08	5993 FOREST BOULEVARD TRL	\$1,803.37
2949	21.00717.03	6049 FOREST BOULEVARD TRL	\$521.83
3338	21.00716.58	6088 FOREST BOULEVARD TRL	\$1,041.59
3917	21.00716.67	6174 FOREST BOULEVARD TRL	\$815.11
4040	21.00716.82	6251 FOREST BOULEVARD TRL	\$183.56
4445	21.00718.10	25663 FOREST BOULVARD CT	\$514.95
4765	21.00570.02	26870 FORLI AVE	\$921.29
3019	21.00468.09	26418 FOXBORO AVE	\$454.21
3013	21.00468.07	26454 FOXBORO AVE	\$2,214.35
3012	21.00468.01	26471 FOXBORO AVE	\$1,251.73
2997	21.00531.00	26968 FOXBORO AVE	\$854.62
0418	21.10540.12	5751 FRANKLIN CT	\$30.24
3447	21.00717.12	25523 FREEPORT AVE	\$1,239.69
2901	21.00074.10	26764 FRIESLAND AVE	\$1,360.91
2896	21.00585.00	26841 FRIESLAND AVE	\$985.42
2739	21.00716.24	25679 FRIESLAND CT	\$1,265.11
5534	21.00077.08	26612 FRONTIER AVE	\$200.00
5813	21.00077.31	6054 FULLER CIR	\$113.07
0994	21.11150.09	25190 GALAXY AVE	\$30.24
1403	21.11150.04	25299 GALAXY AVE	\$30.24
2759	21.00715.14	25954 GLEN OAK DR	\$1,511.54
3965	21.00447.41	26050 GLEN OAK DR	\$533.73
4825	21.00399.40	26245 GOLDEN AVE	\$833.69
5669	21.00715.83	25782 GOLDFINCH AVE	\$777.11
5855	21.00715.83	25782 GOLDFINCH AVE	\$71.81
4638	21.00399.10	26140 GOLDFINCH CT	\$1,083.28
1220	21.11132.05	26172 GOOD VALLEY RD	\$30.24
0526	21.10559.00	25290 GOODVIEW AVE	\$30.24
5466	21.00141.40	25494 GOODVIEW AVE	\$30.24
3931	21.00716.76	25578 GOODVIEW AVE	\$1,872.67
5585	21.10908.51	6506 GOODWIN LN	\$30.24
1249	21.10830.06	25804 GRAFTON AVE	\$30.24
1784	21.10830.03	25900 GRAFTON AVE	\$30.24

Account #	Parcel Number	Service Address	Delq Tax Amount
0458	21.10830.01	25980 GRAFTON AVE	\$47.84
1743	21.11130.18	25415 GRAIL CT	\$47.84
1817	21.10830.26	25554 GRAMFORD AVE	\$30.24
1010	21.10830.30	25682 GRAMFORD AVE	\$30.24
5586	21.11066.03	24002 GRANADA AVE	\$29.40
0973	21.10821.31	26462 GRANADA AVE	\$47.84
0304	21.10329.00	26521 GRAND AVE	\$30.24
1287	21.11084.79	26093 GREENE AVE	\$30.24
0892	21.10662.30	24551 GREENWAY AVE	\$30.24
1158	21.11069.01	6720 GREENWAY LN	\$30.24
1929	21.11069.21	6800 GREENWAY LN	\$30.24
1981	21.11069.10	6940 GREENWAY LN	\$30.24
5302	21.11029.59	24103 GREENWAY RD	\$299.34
0023	21.11029.57	24139 GREENWAY RD	\$469.61
1596	21.11128.09	25631 GUSTAVUS CT	\$30.24
1211	21.11128.03	25664 GUSTAVUS CT	\$30.24
0819	21.10314.10	26551 HALITE CT	\$30.24
0125	21.10327.00	26696 HALITE CT	\$47.84
0490	21.11036.00	24668 HAMLET AVE	\$47.84
0093	21.10674.01	24689 HAMLET AVE	\$30.24
1885	21.10714.00	24745 HAZEL AVE	\$30.24
1223	21.10723.00	24108 HEATH AVE	\$30.24
1706	21.10729.00	24495 HEATH AVE	\$47.84
0616	21.10717.59	24550 HEATH AVE	\$30.24
0727	21.10717.13	24000 HELIUM CT	\$30.24
2047	21.10045.00	29875 HEMINGWAY AVE	\$30.24
1575	21.10043.00	29955 HEMINGWAY AVE	\$30.24
1539	21.11129.24	29291 HILLCREST DR	\$30.24
0709	21.10717.23	24100 HOLLAND CT	\$52.24
5319	21.10717.43	24380 HOLM OAK AVE	\$47.84
0577	21.10717.75	24420 HOLM OAK AVE	\$30.24
0476	21.10717.74	24442 HOLM OAK AVE	\$47.84
0591	21.10717.67	24559 HOLM OAK AVE	\$29.40
1648	21.10056.00	29470 HOMESTEAD AVE	\$30.24
5445	21.10387.43	26377 HUNTER AVE	\$30.24
5292	21.10782.03	25782 INDIAN AVE	\$30.24
1993	21.10033.10	29588 INNSBROOK AVE	\$30.24
1980	21.10829.77	25638 IRIS AVE	\$30.24
0225	21.10370.00	26108 KENDALL LN	\$30.24

Account #	Parcel Number	Service Address	Delq Tax Amount
5284	21.10622.30	24803 KETTLE RIVER BLVD	\$47.84
1779	21.10854.00	25236 KETTLE RIVER BLVD	\$30.24
2236	21.00009.20	27222 KETTLE RIVER BLVD	\$47.84
1435	21.10118.00	28186 KETTLE RIVER BLVD	\$30.24
0238	21.10660.00	7039 LAKE BLVD	\$30.24
0200	21.10673.00	7078 LAKE BLVD	\$30.24
2078	21.11038.00	7142 LAKE BLVD	\$30.24
0272	21.10377.00	7724 PIONEER RD	\$30.24
1167	21.10782.14	7749 PIONEER RD	\$30.24
1198	21.10363.00	7790 PIONEER RD	\$30.24
0130	21.10368.00	7818 PIONEER RD	\$30.24
2026	21.11030.00	7837 PIONEER RD	\$30.24
1972	21.10692.00	6730 N SHORE TRL	\$30.24
0886	21.10311.20	4660 E VIKING BLVD	\$47.84
0890	21.10311.00	4700 E VIKING BLVD	\$30.24
5828	21.00191.00	5410 E VIKING BLVD	\$278.06
3429	21.00346.00	5649 E VIKING BLVD	\$351.24
3396	21.00083.10	5910 E VIKING BLVD	\$1,074.47
2045	21.10783.00	4304 E VIKING LN	\$41.44
2368	21.00134.10 & 21.00446.00	6233 WYOMING TRL	\$30.24
0211	21.10344.00	6903 WYOMING TRL	\$52.24
0271	21.10331.00	7022 WYOMING TRL	\$30.24
5413	21.11084.11	7102 WYOMING TRL	\$30.24
0826	21.11084.12	7154 WYOMING TRL	\$47.84
1214	21.10343.08	7225 WYOMING TRL	\$52.24
1215	21.10348.00	7848 WYOMING TRL	\$30.24
1089	21.10352.00	7930 WYOMING TRL	\$30.24
1362	21.10347.10	8095 WYOMING TRL	\$30.24
1051	21.10347.20	8300 WYOMING TRL	\$694.46

Total: \$102,519.94

**RESOLUTION NO. 23-11-111**

**A RESOLUTION CERTIFYING THE UNPAID UTILITY BILLS AND CITY SERVICES INVOICES OF CERTAIN RESIDENTS AND BUSINESSES CONTAINED ON THE ATTACHED LIST TO PROPERTY TAXES FOR COLLECTION IN 2024**

**WHEREAS**, Utility bills (water, sanitary sewer and surface water management utility) are sent quarterly to the residents and businesses in Wyoming; invoices for city services are billed as incurred; and

**WHEREAS**, A number of residents and businesses are delinquent in their utility payments of water, sanitary sewer and storm surface water management utility; unpaid city service invoices; and

**WHEREAS**, A letter was sent to those persons with delinquent utility accounts, Attachment A, and unpaid city service invoices as of October 1, 2023 and

**WHEREAS**, it is the City staff's recommendation if payment in full was not received by November 15, 2023 to certify the list of unpaid utilities (water, sanitary sewer and surface water management utility) and unpaid invoices for city services to the County Auditor for collection in 2024 along with current taxes. This would be in accordance with Minnesota State Statute 429.101, subd 2.

**NOW, THEREFORE. BE IT RESOLVED** the City of Wyoming City Council hereby directs the City Administrator to certify the list "Attachment A" of unpaid utilities (water, sanitary sewer and surface water management utility) and other charges for city services along with a \$15.00 per parcel administrative certification fee to the County Auditor for collection in 2024 along with the current taxes.

**This resolution was adopted by the City Council of the City of Wyoming on the 21<sup>st</sup> day of November, 2023.**

By: \_\_\_\_\_  
Lisa Iverson, Mayor

ATTEST:

\_\_\_\_\_  
Robb Linwood, City Administrator

# APPLICATION AND CERTIFICATION FOR PAYMENT

CUSTOMER: City of Wyoming  
26885 Forest Blvd  
Wyoming, MN 55092

PROJECT: Railroad Park Vets Memorial  
Corner of Viking Blvd & Hwy 61  
Wyoming, MN 55092

APPLICATION NO: 1

Distribution Via Email:

- OWNER
- ARCHITECT
- CONTRACTOR
- ENGINEER
- CONSTR MGR

PERIOD TO: 9/30/2023

CONTRACTOR: Blackstone Contractors LLC  
9520 County Road 19, Ste D  
Loretto, MN 55357

VIA ARCHITECT/  
ENGINEER:

PROJECT NO: 2309

CONTRACT FOR:

CONTRACT DATE: 6/8/2023

## APPLICATION FOR PAYMENT

Application is made for payment, as shown below, in connection with the Contract. Continuation Sheet Page 2, is attached.

The undersigned Contractor certifies that to the best of the Contractor's knowledge, information and belief the Work covered by this Application for payment has been completed in accordance with the Contract Documents, that all amounts have been paid by the Contractor for Work for which previous Certificates for Payment were issued and payments received from the Owner, and that current payment shown herein is now due.

1. ORIGINAL CONTRACT SUM	\$ 63,109.75
2. Net change by Change Orders	\$ 0.00
3. CONTRACT SUM TO DATE	\$ 63,109.75
4. TOTAL COMPLETED & STORED TO DATE	\$ 26,390.01
5. RETAINAGE:	
a. On Completed Work	\$ 1,319.50
b. On Stored Material	\$ 0.00
TOTAL RETAINAGE:	\$ 1,319.50
6. TOTAL EARNED LESS RETAINAGE	\$ 25,070.51
7. LESS PREVIOUS CERTIFICATES FOR PAYMENT	\$ 0.00
8. CURRENT PAYMENT DUE	\$ 25,070.51
9. BALANCE TO FINISH, INCLUDING RETAINAGE	\$ 38,039.24

CONTRACTOR: Blackstone Contractors LLC

By: Bruce Karvonen Date: 09/30/2023

ARCHITECT / ENGINEER:

By: Landace [Signature] Date: 10/18/2023

OWNER'S REPRESENTATIVE:

By: \_\_\_\_\_ Date: \_\_\_\_\_

Change Order Summary	<u>Additions</u>	<u>Deductions</u>
Total Changes approved in previous months by Owner:	0.00	0.00
Total approved this Month	0.00	0.00
NET CHANGES by Change Order	\$ 0.00	

Bruce Karvonen, Vice President of Blackstone Contractors, LLC. has appeared before me to sign this pay application. 09/30/2023



Jennifer Holmes

# CONTINUATION SHEET

Project: Railroad Park Vets Memorial

Application and Certification for Payment

Application No: 1  
 Period To: 9/30/2023  
 Project No: 2309

ITEM No.	DESCRIPTION	PLAN QUANTITY	UNIT	UNIT COST	PREVIOUS QUANTITY	CURRENT QUANTITY	QUANTITY To DATE	MATERIALS STORED	TOTAL WORK PERFORMED
1	General Earthwork & Excavation	1 LS		13890.00	0	0.4	0.4	0.00	5,556.00
2	Retaining Seat Wall	45 SF		130.22	0	0	0	0.00	0.00
3	Flag Poles	3 EA		4156.67	0	3	3	0.00	12,470.01
4	6" Concrete Pavement	1,550 SF		11.23	0	0	0	0.00	0.00
5	Paver Installation	48 SF		49.58	0	0	0	0.00	0.00
6	Concrete Monument Wall	1 LS		8180.00	0	0.9	0.9	0.00	7,362.00
7	Seed with Blanket	450 SY		4.27	0	0	0	0.00	0.00
8	Erosion Control	1 LS		1002.00	0	1	1	0.00	1,002.00
									<b>26,390.01</b>

**RESOLUTION NO. 23-11-112**

**A RESOLUTION APPROVING PAYMENT FOR PAY VOUCHER #1 TO  
BLACKSTONE CONTRACTING FOR THE 2023 RAILROAD PARK – PHASE 1  
PROJECT IN THE AMOUNT OF \$25,070.51**

**WHEREAS**, the City of Wyoming entered into a Contract with Blackstone Contracting to complete Phase 1 of the 2023 Railroad Park Project; and.

**WHEREAS**, City staff has inspected and approved the work on this project.

**NOW, THEREFORE BE IT RESOLVED** that the City of Wyoming authorizes the “Payment of Pay Voucher #1” in the amount of \$25,070.51 to Blackstone Contracting for the 2023 Railroad Park – Phase 1 Project.

**This resolution was adopted by the City Council of the City of Wyoming on the 21<sup>st</sup> day of November 2023.**

\_\_\_\_\_  
Lisa Iverson, Mayor

ATTEST:

\_\_\_\_\_  
Robb Linwood, City Administrator/Clerk

# APPLICATION AND CERTIFICATION FOR PAYMENT

CUSTOMER: City of Wyoming  
26885 Forest Blvd  
Wyoming, MN 55092

PROJECT: Railroad Park Vets Memorial  
Corner of Viking Blvd & Hwy 61  
Wyoming, MN 55092

APPLICATION NO: 2

Distribution Via Email:

- OWNER
- ARCHITECT
- CONTRACTOR
- ENGINEER
- CONSTR MGR

PERIOD TO: 10/31/2023

CONTRACTOR: Blackstone Contractors LLC  
9520 County Road 19, Ste D  
Loretto, MN 55357

VIA ARCHITECT/  
ENGINEER:

PROJECT NO: 2309

CONTRACT FOR:

CONTRACT DATE: 6/8/2023


## APPLICATION FOR PAYMENT

Application is made for payment, as shown below, in connection with the Contract. Continuation Sheet Page 2, is attached.

The undersigned Contractor certifies that to the best of the Contractor's knowledge, information and belief the Work covered by this Application for payment has been completed in accordance with the Contract Documents, that all amounts have been paid by the Contractor for Work for which previous Certificates for Payment were issued and payments received from the Owner, and that current payment shown herein is now due.

1. ORIGINAL CONTRACT SUM		\$ 63,109.75
2. Net change by Change Orders		\$ 0.00
3. CONTRACT SUM TO DATE		\$ 63,109.75
4. TOTAL COMPLETED & STORED TO DATE		\$ 63,109.75
5. RETAINAGE:		
a. On Completed Work	\$ 3,155.50	
b. On Stored Material	\$ 0.00	
TOTAL RETAINAGE:		\$ 3,155.50
6. TOTAL EARNED LESS RETAINAGE		\$ 59,954.25
7. LESS PREVIOUS CERTIFICATES FOR PAYMENT		\$ 25,070.51
8. CURRENT PAYMENT DUE		\$ 34,883.74
9. BALANCE TO FINISH, INCLUDING RETAINAGE		\$ 3,155.50

CONTRACTOR: Blackstone Contractors LLC

By:  Date: 10/31/2023

ARCHITECT / ENGINEER:

By:  Date: 11/7/2023

OWNER'S REPRESENTATIVE:

By: \_\_\_\_\_ Date: \_\_\_\_\_

Change Order Summary	<u>Additions</u>	<u>Deductions</u>
Total Changes approved in previous months by Owner:	0.00	0.00
Total approved this Month	0.00	0.00
NET CHANGES by Change Order	<u>\$ 0.00</u>	

**CONTINUATION SHEET**

Project: Railroad Park Vets Memorial

Application and Certification for Payment

Application No: 2  
 Period To: 10/31/2023  
 Project No: 2309

ITEM NO.	DESCRIPTION	PLAN QUANTITY	UNIT	UNIT COST	PREVIOUS QUANTITY	CURRENT QUANTITY	QUANTITY TO DATE	MATERIALS STORED	TOTAL WORK PERFORMED
1	General Earthwork & Excavation	1 LS		13890.00	0.4	0.6	1	0.00	13,890.00
2	Retaining Seat Wall	45 SF		130.22	0	45	45	0.00	5,859.90
3	Flag Poles	3 EA		4156.67	3	0	3	0.00	12,470.01
4	6" Concrete Pavement	1,550 SF		11.23	0	1,550	1,550	0.00	17,406.50
5	Paver Installation	48 SF		49.58	0	48	48	0.00	2,379.84
6	Concrete Monument Wall	1 LS		8180.00	0.9	0.1	1	0.00	8,180.00
7	Seed with Blanket	450 SY		4.27	0	450	450	0.00	1,921.50
8	Erosion Control	1 LS		1002.00	1	0	1	0.00	1,002.00
									<b>63,109.75</b>

**RESOLUTION NO. 23-11-113**

**A RESOLUTION APPROVING PAYMENT FOR PAY VOUCHER #2 TO  
BLACKSTONE CONTRACTING FOR THE 2023 RAILROAD PARK – PHASE 1  
PROJECT IN THE AMOUNT OF \$34,883.74**

**WHEREAS**, the City of Wyoming entered into a Contract with Blackstone Contracting to complete Phase 1 of the 2023 Railroad Park Project; and.

**WHEREAS**, City staff has inspected and approved the work on this project.

**NOW, THEREFORE BE IT RESOLVED** that the City of Wyoming authorizes the “Payment of Pay Voucher #2” in the amount of \$34,883.74 to Blackstone Contracting for the 2023 Railroad Park – Phase 1 Project.

**This resolution was adopted by the City Council of the City of Wyoming on the 21<sup>st</sup> day of November 2023.**

\_\_\_\_\_  
Lisa Iverson, Mayor

ATTEST:

\_\_\_\_\_  
Robb Linwood, City Administrator/Clerk

## Application and Certificate for Payment, Construction Manager as Adviser Edition

<b>TO OWNER:</b>	City of Wyoming 26885 Forest Blvd Wyoming, MN 55092	<b>PROJECT:</b>	Railroad Park Veterans Memorial 26755 Faxton Ave Wyoming, MN 55092	<b>APPLICATION NO:</b> 001	<u>Distribution to:</u>
<b>FROM CONTRACTOR:</b>	Vinco Inc PO Box 907 Forest Lake, MN 55025	<b>VIA CONSTRUCTION MANAGER:</b>		<b>PERIOD TO:</b> November 30, 2023	OWNER: <input type="checkbox"/>
<b>CONTRACT FOR:</b>	Electrical Construction	<b>VIA ARCHITECT:</b>		<b>CONTRACT DATE:</b> June 06, 2022	CONSTRUCTION MANAGER: <input type="checkbox"/>
				<b>PROJECT NOS:</b> WSB & Associates / Vinco, Inc. / City of Wyoming	ARCHITECT: <input type="checkbox"/>
					CONTRACTOR: <input type="checkbox"/>
					FIELD: <input type="checkbox"/>
					OTHER: <input type="checkbox"/>

### CONTRACTOR'S APPLICATION FOR PAYMENT

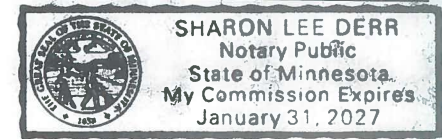
Application is made for payment, as shown below, in connection with the Contract. AIA Document G703™, Continuation Sheet, is attached.

1. ORIGINAL CONTRACT SUM .....		\$25,690.00
2. NET CHANGES IN THE WORK .....		\$0.00
3. CONTRACT SUM TO DATE (Line 1 ± 2) .....		\$25,690.00
4. TOTAL COMPLETED AND STORED TO DATE (Column G on G703) .....		\$25,690.00
<b>5. RETAINAGE:</b>		
a. 5.00 % of Completed Work (Column D + E on G703)	\$1,284.50	
b. 5.00 % of Stored Material (Column F on G703)	\$0.00	
Total Retainage (Lines 5a + 5b or Total in Column I of G703) .....	\$1,284.50	
6. TOTAL EARNED LESS RETAINAGE .....		\$24,405.50
(Line 4 minus Line 5 Total)		
7. LESS PREVIOUS CERTIFICATES FOR PAYMENT .....		\$0.00
(Line 6 from prior Certificate)		
8. CURRENT PAYMENT DUE .....	\$24,405.50	
9. BALANCE TO FINISH, INCLUDING RETAINAGE (Line 3 minus Line 6)	\$1,284.50	

The undersigned Contractor certifies that to the best of the Contractor's knowledge, information and belief the Work covered by this Application for Payment has been completed in accordance with the Contract Documents, that all amounts have been paid by the Contractor for Work for which previous Certificates for Payment were issued and payments received from the Owner, and that current payment shown herein is now due.

**CONTRACTOR:**  
By: Sharon Lee Derr, Controller  
State of: Minnesota  
County of: Washington  
Subscribed and sworn to before me this 14<sup>th</sup> day of NOVEMBER, 2023  
Notary Public: Sharon Lee Derr  
My Commission expires: 1/31/2027

Date: 11-14-23



### CERTIFICATE FOR PAYMENT

In accordance with the Contract Documents, based on evaluations of the Work and the data comprising this application, the Construction Manager and Architect certify to the Owner that to the best of their knowledge, information and belief the Work has progressed as indicated, the quality of the Work is in accordance with the Contract Documents, and the Contractor is entitled to payment of the AMOUNT CERTIFIED.

**AMOUNT CERTIFIED** ..... \$24,405.50

(Attach explanation if amount certified differs from the amount applied. Initial all figures on this Application and on the Continuation Sheet that are changed to conform with the amount certified.)

**CONSTRUCTION MANAGER:**  
By: Sharon Lee Derr Date: 11/15/2023  
**ARCHITECT:** (NOTE: If multiple Contractors are responsible for performing portions of the Project, the Architect's Certification is not required.)

By: \_\_\_\_\_ Date: \_\_\_\_\_  
This Certificate is not negotiable. The AMOUNT CERTIFIED is payable only to the Contractor named herein. Issuance, payment and acceptance of payment are without prejudice to any rights of the Owner or Contractor under this Contract.

SUMMARY OF CHANGES IN THE WORK	ADDITIONS	DEDUCTIONS
Total changes approved in previous months by Owner	\$0.00	\$0.00
Total approved this month including Construction Change Directives	\$0.00	\$0.00
<b>TOTALS</b>	<b>\$0.00</b>	<b>\$0.00</b>
<b>NET CHANGES IN THE WORK</b>		<b>\$0.00</b>



**RESOLUTION NO. 23-11-114**

**A RESOLUTION APPROVING PAYMENT FOR PAY VOUCHER #1 TO VINCO INC FOR THE 2023 RAILROAD PARK – PHASE ONE ELECTRICAL PROJECT IN THE AMOUNT OF \$24,405.50**

**WHEREAS**, the City of Wyoming entered into a Contract with Vinco, Inc. to complete required electrical work for Phase 1 of the 2023 Railroad Park Project; and.

**WHEREAS**, City staff has inspected and approved the work on this project.

**NOW, THEREFORE BE IT RESOLVED** that the City of Wyoming authorizes the “Payment of Pay Voucher #1” in the amount of \$24,405.50 to Vinco, Inc. for the 2023 Railroad Park – Phase 1 Electrical Project.

**This resolution was adopted by the City Council of the City of Wyoming on the 21<sup>st</sup> day of November 2023.**

\_\_\_\_\_  
Lisa Iverson, Mayor

ATTEST:

\_\_\_\_\_  
Robb Linwood, City Administrator/Clerk



November 15, 2023

Mr. Robb Linwood  
City of Wyoming  
26885 Forest Boulevard  
Wyoming, MN 55092

Re: 2023 Fallbrook Avenue and 264<sup>th</sup> Street Improvements  
SAP 248-110-004 and SAP 248-106-001  
City of Wyoming, MN  
WSB Project No. 021438-000

Dear Mr. Linwood:

Please find enclosed Construction Pay Voucher No. 2 for the above referenced project in the amount of \$519,697.07. The quantities completed to date have been reviewed and agreed upon by the contractor, and we hereby recommend that the City of Wyoming approve Construction Pay Voucher No. 2 for Forest Lake Contracting, Inc.

The amount indicated above reflects work certified through November 15, 2023, with a 5% retainage applied. Please include one executed copy with the payment to Forest Lake Contracting, Inc. and return one executed copy to our office for our file. If you have any questions or comments regarding this voucher, please contact me at 651.325.6849. Thank you.

Sincerely,

WSB

Mark Erichson, PE  
Director of Municipal Program Delivery

Attachments

kkp

178 E 9TH STREET | SUITE 200 | SAINT PAUL, MN | 55101 | 651.286.8450 | WSBENG.COM

2023 Fallbrook Avenue and 264th Street Improvements

**Pay Voucher 2**



<b>Client:</b> City of Wyoming 26885 Forest Blvd. Wyoming, MN 55092-0188	<b>Contractor:</b> Forest Lake Contracting, Inc. 14777 Lake Dr Forest Lake, MN 55025-9461
--	---


<b>WSB Project No.:</b> 021438-000
<b>Client Project No.:</b>
<b>State Project No.:</b> SAP 248-110-004    SAP 248-106-001
<b>Federal Project No.:</b>

<b>Contract Amount</b>		<b>Funds Encumbered</b>	
Original Contract	\$853,256.05	Original	\$853,256.05
Contract Changes	\$6,998.82	Additional	N/A
Revised Contract	\$860,254.87	Total	\$853,256.05

<b>Work Certified To Date</b>	
Base Bid Items	\$690,735.82
Contract Changes	\$71,918.42
Material On Hand	\$0.00
Total	\$762,654.24

Work Certified This Voucher	Work Certified To Date	Less Amount Retained	Less Previous Payments	Amount Paid This Voucher	Total Amount Paid To Date
\$547,049.54	\$762,654.24	\$38,132.71	\$204,824.46	\$519,697.07	\$724,521.53
Percent Retained: 5%			Percent Complete: 88.65%		

This is to certify that the items of work shown in this Pay Voucher have been actually furnished for the work comprising the above-mentioned project in accordance with the plans and specifications heretofore approved.

Approved By WSB  
  
Signature

Approved By Forest Lake Contracting, Inc.  
  
Signature

November 15, 2023  
Date

11-15-2023  
Date

Approved By City of Wyoming  
  
Signature  
  
Date

Payment Summary				
No.	Up Through Date	Work Certified Per Voucher	Amount Retained Per Voucher	Amount Paid Per Voucher
1	10/09/23	\$215,604.70	\$10,780.24	\$204,824.46
2	11/15/23	\$547,049.54	\$27,352.47	\$519,697.07

Funding Category Name	Work Certified To Date	Less Amount Retained	Less Previous Payments	Amount Paid This Voucher	Total Amount Paid To Date
LOCAL	\$183,050.60	\$9,152.53	\$105,494.75	\$68,403.32	\$173,898.07
SAP 248-106-001	\$49,892.50	\$2,494.62	\$13,805.97	\$33,591.91	\$47,397.88
SAP 248-110-004	\$529,711.14	\$26,485.56	\$85,523.74	\$417,701.84	\$503,225.58

Accounting Number	Funding Source	Amount Paid This Voucher	Revised Contract Amount	Funds Encumbered To Date	Paid Contractor To Date
1	State Aid	\$417,701.84	\$592,752.15	\$588,876.15	\$503,225.58
2	State Aid	\$33,591.91	\$64,921.90	\$64,975.90	\$47,397.88
3	Local	\$68,403.32	\$202,580.82	\$199,404.00	\$173,898.07

Contract Item Status									
Line No.	Item	Description	Unit	Unit Price	Contract Quantity	Quantity This Voucher	Amount This Voucher	Quantity To Date	Amount To Date
1	2021.501	MOBILIZATION	LS	\$45,000.00	1	0.5	\$22,500.00	1	\$45,000.00
2	2104.502	REMOVE SIGN	EA	\$35.00	2	2	\$70.00	2	\$70.00
3	2104.502	SALVAGE SIGN	EA	\$35.00	7	0	\$0.00	0	\$0.00
4	2104.503	REMOVE CURB & GUTTER	LF	\$5.00	2020	0	\$0.00	2119	\$10,595.00
5	2104.503	REMOVE SEWER PIPE (SANITARY)	LF	\$13.00	133	49	\$637.00	167	\$2,171.00
6	2104.503	REMOVE SEWER PIPE (STORM)	LF	\$11.00	220	128	\$1,408.00	366	\$4,026.00
7	2104.503	SAWING BITUMINOUS PAVEMENT (FULL DEPTH)	L F	\$3.00	500	216	\$648.00	484	\$1,452.00
8	2104.503	SAWING CONCRETE PAVEMENT (FULL DEPTH)	LIN FT	\$5.00	300	9.5	\$47.50	145.5	\$727.50
9	2104.504	REMOVE CONCRETE DRIVEWAY PAVEMENT	S Y	\$6.00	600	2.7	\$16.20	441.7	\$2,650.20
10	2104.504	REMOVE BITUMINOUS DRIVEWAY PAVEMENT	S Y	\$6.00	800	333.9	\$2,003.40	751.4	\$4,508.40
11	2104.518	REMOVE CONCRETE WALK	S F	\$4.00	300	109	\$436.00	225	\$900.00
12	2104.518	REMOVE TIMBER DECK	S F	\$15.00	60	38.5	\$577.50	38.5	\$577.50
13	2104.604	SALVAGE LANDSCAPE ROCK	S Y	\$36.00	20	3.5	\$126.00	3.5	\$126.00
14	2104.604 /srb1	REMOVE GRAVEL DRIVEWAY	S Y	\$22.00	40	35	\$770.00	35	\$770.00
15	2104.607	SALVAGE RIPRAP SPECIAL	C Y	\$100.00	20	6.25	\$625.00	6.25	\$625.00

Contract Item Status									
Line No.	Item	Description	Unit	Unit Price	Contract Quantity	Quantity This Voucher	Amount This Voucher	Quantity To Date	Amount To Date
16	2106.507	EXCAVATION - COMMON	C Y	\$48.00	260	164.1	\$7,876.80	500	\$24,000.00
17	2106.507	EXCAVATION - SUBGRADE	C Y	\$22.00	390	0	\$0.00	375.2	\$8,254.40
18	2106.507	SELECT GRANULAR EMBANKMENT (CV)	C Y	\$30.00	390	390	\$11,700.00	390	\$11,700.00
19	2106.601	DEWATERING	LS	\$30,000.00	1	0.5	\$15,000.00	1	\$30,000.00
20	2106.603	DITCH CLEANING	L F	\$17.00	800	800	\$13,600.00	800	\$13,600.00
21	2112.604	SUBGRADE PREPARATION	S Y	\$5.00	1150	1210.4	\$6,052.00	1280	\$6,400.00
22	2123.610	STREET SWEEPER (WITH PICKUP BROOM)	HOURL	\$160.00	20	3	\$480.00	3	\$480.00
23	2123.610	1.5 CU YD BACKHOE	HOURL	\$152.00	20	0	\$0.00	0	\$0.00
24	2130.523	WATER	MGAL	\$65.00	30	12	\$780.00	12	\$780.00
25	2211.509	AGGREGATE BASE CLASS 5	TON	\$29.00	500	122.1	\$3,540.90	500	\$14,500.00
26	2215.504	FULL DEPTH RECLAMATION	S Y	\$6.00	9380	118	\$708.00	9318	\$55,908.00
27	2331.603	JOINT ADHESIVE	L F	\$3.00	2300	1527	\$4,581.00	1527	\$4,581.00
28	2357.506	BITUMINOUS MATERIAL FOR TACK COAT	GAL	\$3.65	490	470	\$1,715.50	470	\$1,715.50
29	2360.509	TYPE SP 12.5 WEARING COURSE MIX (3,C)	TON	\$84.00	3000	3058.91	\$256,948.44	3058.91	\$256,948.44
30	2411.502	CONCRETE FLUME	EACH	\$1,000.00	2	2	\$2,000.00	2	\$2,000.00
31	2501.502	12" RC PIPE APRON	EACH	\$1,200.00	2	0	\$0.00	0	\$0.00
32	2501.502	15" RC PIPE APRON	EACH	\$1,200.00	2	0	\$0.00	0	\$0.00
33	2501.502	18" RC PIPE APRON	EACH	\$2,100.00	2	0	\$0.00	0	\$0.00
34	2501.502	24" RC PIPE APRON	EACH	\$1,600.00	2	2	\$3,200.00	2	\$3,200.00
35	2501.502	22" SPAN RC PIPE-ARCH APRON	EACH	\$1,600.00	2	2	\$3,200.00	2	\$3,200.00
36	2501.503	22" SPAN RC PIPE-ARCH CULV CL IIA	L F	\$145.00	54	56	\$8,120.00	56	\$8,120.00
37	2501.503	12" RC PIPE CULVERT DES 3006 CL V	L F	\$84.00	40	0	\$0.00	0	\$0.00
38	2501.503	15" RC PIPE CULVERT DES 3006 CL V	L F	\$92.00	40	0	\$0.00	0	\$0.00
39	2501.503	18" RC PIPE CULVERT DES 3006 CL V	L F	\$99.00	40	0	\$0.00	0	\$0.00

Contract Item Status									
Line No.	Item	Description	Unit	Unit Price	Contract Quantity	Quantity This Voucher	Amount This Voucher	Quantity To Date	Amount To Date
40	2501.503	24" RC PIPE CULVERT DES 3006 CL III	L F	\$180.00	40	40	\$7,200.00	40	\$7,200.00
41	2501.602	TRASH GUARD FOR 24" PIPE APRON	EA	\$1,500.00	2	2	\$3,000.00	2	\$3,000.00
42	2501.602	TRASH GUARD FOR 22" SPAN PIPE APRON	EACH	\$1,200.00	2	2	\$2,400.00	2	\$2,400.00
43	2503.601 /M9498	SANITARY SEWER BYPASS PUMPING	L S	\$15,000.00	1	0.5	\$7,500.00	1	\$15,000.00
44	2503.602	CONNECT TO EXISTING SANITARY SEWER	EA	\$925.00	14	4	\$3,700.00	14	\$12,950.00
45	2503.602	CONNECT TO EXISTING SANITARY SEWER SER	EACH	\$1,000.00	2	2	\$2,000.00	2	\$2,000.00
46	2503.602	8"X6" PVC WYE	EACH	\$925.00	1	1	\$925.00	1	\$925.00
47	2503.602	10"X6" PVC WYE	EACH	\$1,100.00	1	1	\$1,100.00	1	\$1,100.00
48	2503.603 /M8622	8" PVC PIPE SEWER SDR 35	L F	\$367.00	90	23.54	\$8,639.18	121.54	\$44,605.18
49	2503.603 /M8625	10" PVC PIPE SEWER SDR 35	L F	\$220.00	45	27	\$5,940.00	47	\$10,340.00
50	2504.602	ADJUST GATE VALVE & BOX	EACH	\$500.00	7	8	\$4,000.00	8	\$4,000.00
51	2505.601 /M8617	UTILITY COORDINATION	L S	\$100.00	1	0.5	\$50.00	1	\$100.00
52	2506.502	ADJUST FRAME & RING CASTING	EACH	\$600.00	9	10	\$6,000.00	10	\$6,000.00
53	2506.602 /M7857	CHIMNEY SEAL	EACH	\$600.00	9	10	\$6,000.00	10	\$6,000.00
54	2511.507	RANDOM RIPRAP CLASS IV	C Y	\$125.00	21	21	\$2,625.00	21	\$2,625.00
55	2511.607	INSTALL RIPRAP SPECIAL	C Y	\$30.00	20	6.25	\$187.50	6.25	\$187.50
56	2521.518	6" CONCRETE WALK	SF	\$16.00	410	543	\$8,688.00	543	\$8,688.00
57	2531.503	CONCRETE CURB & GUTTER DESIGN B618	LF	\$20.00	2200	0	\$0.00	0	\$0.00
58	2531.504	8" CONCRETE DRIVEWAY PAVEMENT	S Y	\$88.00	400	284	\$24,992.00	284	\$24,992.00
59	2531.618	TRUNCATED DOMES	S F	\$60.00	30	28	\$1,680.00	28	\$1,680.00
60	2540.602	TEMPORARY MAIL BOX	EA	\$100.00	2	0	\$0.00	0	\$0.00
61	2540.604	INSTALL LANDSCAPE ROCK	S Y	\$30.00	20	3.5	\$105.00	3.5	\$105.00
62	2563.601	TRAFFIC CONTROL	LS	\$12,000.00	1	0.5	\$6,000.00	1	\$12,000.00
63	2564.502	INSTALL SIGN	EACH	\$300.00	7	0	\$0.00	0	\$0.00

Contract Item Status									
Line No.	Item	Description	Unit	Unit Price	Contract Quantity	Quantity This Voucher	Amount This Voucher	Quantity To Date	Amount To Date
64	2564.518	SIGN PANELS TYPE C	S F	\$75.00	135	0	\$0.00	0	\$0.00
65	2573.501	STABILIZED CONSTRUCTION EXIT	LS	\$1,500.00	1	0	\$0.00	0	\$0.00
66	2573.502	STORM DRAIN INLET PROTECTION	EACH	\$200.00	4	0	\$0.00	0	\$0.00
67	2573.503	SILT FENCE, TYPE MS	L F	\$2.10	4300	0	\$0.00	899	\$1,887.90
68	2573.503	SEDIMENT CONTROL LOG TYPE WOOD FIBER	L F	\$2.70	2700	0	\$0.00	123	\$332.10
69	2574.507	COMMON TOPSOIL BORROW	C Y	\$17.00	495	75.6	\$1,285.20	75.6	\$1,285.20
70	2574.508	FERTILIZER TYPE 1	LB	\$2.75	80	0	\$0.00	0	\$0.00
71	2574.508	FERTILIZER TYPE 3	LB	\$0.99	520	50	\$49.50	50	\$49.50
72	2575.504	RAPID STABILIZATION METHOD 4	S Y	\$1.60	5420	0	\$0.00	0	\$0.00
73	2575.504	ROLLED EROSION PREVENTION CATEGORY 20	S Y	\$1.40	5420	900	\$1,260.00	900	\$1,260.00
74	2575.505	SEEDING	ACRE	\$1,125.00	1.15	0.18	\$202.50	0.18	\$202.50
75	2575.508	SEED MIXTURE 21-112	LB	\$2.50	40	0	\$0.00	0	\$0.00
76	2575.508	SEED MIXTURE 25-121	LB	\$4.70	90	50	\$235.00	50	\$235.00
77	2575.508	SEED MIXTURE 25-131	LB	\$8.25	80	0	\$0.00	0	\$0.00
78	2575.508	HYDRAULIC BONDED FIBER MATRIX	LB	\$1.80	1260	0	\$0.00	0	\$0.00
79	2575.508	HYDRAULIC REINFORCED FIBER MATRIX	LB	\$25.00	20	0	\$0.00	0	\$0.00
80	2575.523	WATER	MGAL	\$55.00	250	0	\$0.00	0	\$0.00
81	2582.503	24" SOLID LINE PAINT	L F	\$3.00	28	0	\$0.00	0	\$0.00
82	2582.518	CROSSWALK PAINT	S F	\$3.00	90	0	\$0.00	0	\$0.00
83	2565.616	PEDESTRIAN CROSSWALK FLASHER SYSTEM	SYS	\$18,000.00	1	0	\$0.00	0	\$0.00
84	2506.602 /MSS01	RECONSTRUCT MANHOLE (SANITARY)	EACH	\$19,500.00	1	0	\$0.00	0	\$0.00
<b>Bid Totals:</b>							<b>\$475,131.12</b>		<b>\$690,735.82</b>

Project Category Totals		
Category	Amount This Voucher	Amount To Date
2023 FALLBROOK AVENUE & 264TH STREET IMPROVEMENTS	\$475,131.12	\$690,735.82
ALTERNATE 1 - PEDESTRIAN CROSSWALK FLASHER SYSTEM	\$0.00	\$0.00

Project Category Totals		
Category	Amount This Voucher	Amount To Date
ALTERNATE 2 - SANITARY SEWER MANHOLE REPAIR	\$0.00	\$0.00

Contract Change Item Status											
CC	CC No.	Line No.	Item	Description	Units	Unit Price	Contract Quantity	Quantity This Voucher	Amount This Voucher	Quantity To Date	Amount To Date
CO	1	85	2531.503	CONCRETE CURB & GUTTER DESIGN B418	L F	\$19.40	2200	2234	\$43,339.60	2234	\$43,339.60
CO	1	86	2531.503	CONCRETE CURB & GUTTER DESIGN B618	L F	(\$20.00)	2200	0	\$0.00	0	\$0.00
CO	1	87	2501.503	15" CS PIPE CULVERT	L F	\$62.00	166	166	\$10,292.00	166	\$10,292.00
CO	1	88	2501.502	15" CS PIPE APRON	EACH	\$575.00	10	10	\$5,750.00	10	\$5,750.00
CO	1	89	2106.607	HAUL & STOCKPILE RECLAIM MATERIAL (CV)	C Y	\$14.00	33.3	33.3	\$466.20	33.3	\$466.20
CO	1	90	2106.607	HAUL & STOCKPILE RECLAIM MATERIAL (CV)	C Y	\$16.28	166.5	166.5	\$2,710.62	166.5	\$2,710.62
CO	1	91	2531.604	7" CONCRETE VALLEY GUTTER	S Y	\$130.00	70	72	\$9,360.00	72	\$9,360.00
CO	1	92	2501.503	12" RC PIPE CULVERT DES 3006 CL V	L F	(\$84.00)	40	0	\$0.00	0	\$0.00
CO	1	93	2501.503	15" RC PIPE CULVERT DES 3006 CL V	L F	(\$92.00)	40	0	\$0.00	0	\$0.00
CO	1	94	2501.503	18" RC PIPE CULVERT DES 3006 CL V	L F	(\$99.00)	40	0	\$0.00	0	\$0.00
CO	1	95	2501.502	12" RC PIPE APRON	EACH	(\$1,200.00)	2	0	\$0.00	0	\$0.00
CO	1	96	2501.502	15" RC PIPE APRON	EACH	(\$1,200.00)	2	0	\$0.00	0	\$0.00
CO	1	97	2503.502	18" RC PIPE APRON	EA	(\$2,100.00)	2	0	\$0.00	0	\$0.00
<b>Contract Change Totals:</b>									<b>\$71,918.42</b>		<b>\$71,918.42</b>

Contract Change Totals				
No.	Contract Change	Description	Amount This Voucher	Amount To Date
1	CO	<p>In accordance with the terms of this Contract, you are hereby authorized and instructed to perform the work as altered by the following provisions.</p> <p>The Engineer in concurrence with the City of Wyoming, have agreed that lowering the roadway from station 12+00 to 22+00 Fallbrook is necessary to help with existing drainage to the roadway. Due to this change, B418 curb will be installed in lieu of B618 curb along with reclaim removal. The City of Wyoming directed the contractor to haul some of the reclaim to locations throughout the City for their use.</p>	\$71,918.42	\$71,918.42

Contract Change Totals				
No.	Contract Change	Description	Amount This Voucher	Amount To Date
		<p>This work will be considered "Contract Revisions" as provided for by Specification 1402. Payment for this work will be at Negotiated Unit Prices.</p> <p>The Engineer in concurrence with the City of Wyoming, have agreed that replacing the existing driveway culverts with CMP in lieu of RCP is more favorable. Due to the shallow depth of the existing driveway culverts, it was determined that CMP pipe would be a better fit than concrete.</p> <p>This work will be considered "Contract Revisions" as provided for by Specification 1402. Payment for this work will be at Negotiated Unit Prices.</p> <p>The Engineer in concurrence with the City of Wyoming, have agreed that installing a valley gutter at 260th street is necessary to aid drainage across the intersection.</p> <p>This work will be considered "Contract Revisions" as provided for by Specification 1402. Payment for this work will be at negotiated prices.</p>		

Material On Hand Additions					
Line No.	Item	Description	Date	Added	Comments

Material On Hand Balance						
Line No.	Item	Description	Date	Added	Used	Remaining

**RESOLUTION NO. 23-11-115**

**A RESOLUTION APPROVING PAYMENT FOR PAY VOUCHER #2 TO FOREST LAKE CONTRACTING FOR THE 2023 FALLBROOK AVENUE AND 264TH STREET IMPROVEMENTS PROJECT IN THE AMOUNT OF \$519,697.07**

**WHEREAS**, the City of Wyoming entered into a Contract with Forest Lake Contracting, to complete the 2023 Fallbrook Avenue and 264th Street Improvements Project; and.

**WHEREAS**, City staff has inspected and approved the work on this project.

**NOW, THEREFORE BE IT RESOLVED** that the City of Wyoming authorizes the "Payment of Pay Voucher #1" in the amount of \$519,697.07 to Forest Lake Contracting for the 2023 Fallbrook Avenue and 264th Street Project.

**This resolution was adopted by the City Council of the City of Wyoming on the 21<sup>st</sup> day of November 2023.**

\_\_\_\_\_  
Lisa Iverson, Mayor

ATTEST:

\_\_\_\_\_  
Robb Linwood, City Administrator/Clerk



November 16, 2023

Mr. Robb Linwood  
City of Wyoming  
26885 Forest Boulevard  
Wyoming, MN 55092

Re: 2023 East Viking Boulevard Improvement Project  
SAP 248-108-003 and SAP 248-594-002  
City of Wyoming, MN  
WSB Project No. 018553-000

Dear Mr. Linwood:

Please find enclosed Construction Pay Voucher No. 5 for the above referenced project in the amount of \$632,135.46. The quantities completed to date have been reviewed and agreed upon by the contractor, and we hereby recommend that the City of Wyoming approve Construction Pay Voucher No. 5 for Dresel Contracting, Inc.

The amount indicated above reflects work certified through November 15, 2023, with a 5% retainage applied. Please include one executed copy with the payment to Dresel Contracting and return one executed copy to our office for our file. If you have any questions or comments regarding this voucher, please contact me at 612.360.1278. Thank you.

Sincerely,

WSB

Mark Erichson, PE  
Director of Municipal Program Delivery

Attachments

kkp

178 E 9TH STREET | SUITE 200 | SAINT PAUL, MN 55101 | 651.286.8450 | WSBENG.COM



<b>Client:</b> City of Wyoming 26885 Forest Blvd. Wyoming, MN 55092-0188	<b>Contractor:</b> Dresel Contracting, Inc. 24044 July Ave Chisago City, MN 55013
--	---

<b>WSB Project No.:</b> 018553-000
<b>Client Project No.:</b>
<b>State Project No.:</b> SAP 248-108-002
<b>Federal Project No.:</b>

Contract Amount		Funds Encumbered	
Original Contract	\$2,785,711.80	Original	\$2,785,711.80
Contract Changes	\$137,201.63	Additional	N/A
Revised Contract	\$2,922,913.43	Total	\$2,785,711.80

Work Certified To Date	
Base Bid Items	\$2,540,906.74
Contract Changes	\$186,684.91
Material On Hand	\$0.00
Total	\$2,727,591.65

Work Certified This Voucher	Work Certified To Date	Less Amount Retained	Less Previous Payments	Amount Paid This Voucher	Total Amount Paid To Date
\$665,405.74	\$2,727,591.65	\$136,379.58	\$1,959,076.61	\$632,135.46	\$2,591,212.07
Percent Retained: 5%			Percent Complete: 93.32%		

This is to certify that the items of work shown in this Pay Voucher have been actually furnished for the work comprising the above-mentioned project in accordance with the plans and specifications heretofore approved.

Approved By WSB

Approved By Dresel Contracting, Inc.

Mark A. Erickson  
Signature

[Signature]  
Signature

November 16, 2023  
Date

11-16-23  
Date

Approved By City of Wyoming

\_\_\_\_\_  
Signature

\_\_\_\_\_  
Date

Payment Summary				
No.	Up Through Date	Work Certified Per Voucher	Amount Retained Per Voucher	Amount Paid Per Voucher
1	06/13/23	\$523,512.05	\$26,175.60	\$497,336.45
2	07/12/23	\$706,622.70	\$35,331.14	\$671,291.56
3	08/04/23	\$279,577.74	\$13,978.88	\$265,598.86
4	10/11/23	\$552,473.42	\$27,623.68	\$524,849.74
5	11/15/23	\$665,405.74	\$33,270.28	\$632,135.46

Funding Category Name	Work Certified To Date	Less Amount Retained	Less Previous Payments	Amount Paid This Voucher	Total Amount Paid To Date
LOCAL BRIDGE	\$234,543.02	\$11,727.14	\$34,865.31	\$187,950.57	\$222,815.88
LOCAL E VIKING	\$807,550.33	\$40,377.52	\$767,172.81	\$0.00	\$767,172.81
SAP 248-108-003	\$1,188,529.26	\$59,426.47	\$1,129,102.79	\$0.00	\$1,129,102.79
SAP 248-594-002 BRIDGE	\$496,969.04	\$24,848.45	\$27,935.70	\$444,184.89	\$472,120.59

Accounting Number	Funding Source	Amount Paid This Voucher	Revised Contract Amount	Funds Encumbered To Date	Paid Contractor To Date
1	State Aid	\$0.00	\$1,284,054.61	\$1,259,380.41	\$1,129,102.79
2	Local	\$0.00	\$850,626.18	\$738,098.75	\$767,172.81
3	Local	\$187,950.57	\$294,112.78	\$294,112.78	\$222,815.88
4	State Aid	\$444,184.89	\$494,119.86	\$494,119.86	\$472,120.59

Contract Item Status									
Line No.	Item	Description	Unit	Unit Price	Contract Quantity	Quantity This Voucher	Amount This Voucher	Quantity To Date	Amount To Date
1	2021.501	MOBILIZATION	LS	\$131,660.00	1	0	\$0.00	1	\$131,660.00
2	2101.502	CLEARING	EACH	\$1,616.00	10	0	\$0.00	3	\$4,848.00
3	2101.502	GRUBBING	EACH	\$606.00	10	0	\$0.00	4	\$2,424.00
4	2101.505	CLEARING	ACRE	\$50,500.00	0.05	0	\$0.00	0.2	\$10,100.00
5	2101.505	GRUBBING	ACRE	\$20,200.00	0.05	0	\$0.00	0.2	\$4,040.00
6	2104.502	REMOVE SIGN	EACH	\$40.40	11	0	\$0.00	11	\$444.40
7	2104.503	SAWING CONCRETE PAVEMENT (FULL DEPTH)	L F	\$3.15	100	0	\$0.00	144.5	\$455.18
8	2104.503	SAWING BIT PAVEMENT (FULL DEPTH)	L F	\$2.10	900	0	\$0.00	718	\$1,507.80
9	2104.503	REMOVE CURB & GUTTER	L F	\$1.85	7200	0	\$0.00	7207.5	\$13,333.88
10	2104.503	SALVAGE FENCE	L F	\$10.80	100	0	\$0.00	0	\$0.00
11	2104.504	REMOVE CONCRETE DRIVEWAY PAVEMENT	S Y	\$5.40	400	0	\$0.00	485.5	\$2,621.70
12	2104.504	REMOVE BITUMINOUS DRIVEWAY PAVEMENT	S Y	\$3.60	600	0	\$0.00	514.6	\$1,852.56
13	2104.504	REMOVE BITUMINOUS PAVEMENT	S Y	\$1.92	17700	0	\$0.00	18155.9	\$34,859.33

Contract Item Status									
Line No.	Item	Description	Unit	Unit Price	Contract Quantity	Quantity This Voucher	Amount This Voucher	Quantity To Date	Amount To Date
14	2104.518	REMOVE CONCRETE WALK	S F	\$0.26	14000	0	\$0.00	13942.9	\$3,625.15
15	2104.601	SALVAGE AND REINSTALL LANDSCAPE STRUCTURES	L S	\$5,000.00	1	0	\$0.00	0.2	\$1,000.00
16	2104.602	SALVAGE SIGN SPECIAL	EACH	\$525.00	1	0	\$0.00	1	\$525.00
17	2106.507	EXCAVATION - COMMON (P)	C Y	\$18.38	8119	0	\$0.00	8119	\$149,227.22
18	2106.507	EXCAVATION - SUBGRADE	C Y	\$0.01	1000	0	\$0.00	0	\$0.00
19	2106.507	SELECT GRANULAR EMBANKMENT (CV)	C Y	\$0.01	1000	0	\$0.00	0	\$0.00
20	2108.504	GEOTEXTILE FABRIC TYPE 5	S Y	\$1.31	1500	0	\$0.00	722	\$945.82
21	2112.519	SUBGRADE PREPARATION	RDST	\$0.01	38	0	\$0.00	38	\$0.38
22	2123.610	STREET SWEEPER (WITH PICKUP BROOM)	HOUR	\$96.00	100	0	\$0.00	20	\$1,920.00
23	2123.610	1.5 CU YD BACKHOE	HOUR	\$108.00	10	0	\$0.00	3.5	\$378.00
24	2130.523	WATER	MGAL	\$46.50	100	0	\$0.00	37	\$1,720.50
25	2211.507	AGGREGATE BASE (CV) CLASS 5 (P)	C Y	\$0.01	4011	0	\$0.00	3413	\$34.13
26	2331.603	JOINT ADHESIVE	L F	\$1.16	8100	0	\$0.00	0	\$0.00
27	2357.506	BITUMINOUS MATERIAL FOR TACK COAT	GAL	\$4.19	900	0	\$0.00	800	\$3,352.00
28	2360.504	TYPE SP 9.5 WEAR CRS MIX (2,B) 3.0" THICK	S Y	\$60.46	400	0	\$0.00	300	\$18,138.00
29	2360.509	TYPE SP 9.5 WEARING COURSE MIX (2,C)	TON	\$80.58	1500	0	\$0.00	1556.4	\$125,414.71
30	2360.509	TYPE SP 12.5 WEARING COURSE MIX (2,C)	TON	\$76.57	2400	0	\$0.00	2268.95	\$173,733.50
31	2411.502	CONCRETE STAIRWAY	EACH	\$440.00	6	0	\$0.00	4	\$1,760.00
32	2504.602	ADJUST GATE VALVE & BOX	EACH	\$495.00	16	0	\$0.00	0	\$0.00
33	2504.602	ADJUST CURB BOX	EACH	\$198.00	10	0	\$0.00	3	\$594.00
34	2504.602	IRRIGATION SYSTEM REPAIR	EACH	\$220.00	10	0	\$0.00	2	\$440.00
35	2506.502	ADJUST FRAME & RING CASTING	EACH	\$330.00	9	0	\$0.00	8	\$2,640.00
36	2506.602	CHIMNEY SEAL	EACH	\$165.00	9	0	\$0.00	8	\$1,320.00
37	2521.518	6" CONCRETE WALK	S F	\$7.32	29000	0	\$0.00	26625.25	\$194,896.83

Contract Item Status									
Line No.	Item	Description	Unit	Unit Price	Contract Quantity	Quantity This Voucher	Amount This Voucher	Quantity To Date	Amount To Date
38	2531.503	CONCRETE CURB & GUTTER DESIGN B618	L F	\$16.61	7700	0	\$0.00	7921.5	\$131,576.12
39	2531.504	6" CONCRETE DRIVEWAY PAVEMENT	S Y	\$76.13	700	0	\$0.00	919.47	\$69,999.25
40	2531.618	TRUNCATED DOMES	S F	\$50.50	120	0	\$0.00	90	\$4,545.00
41	2540.602	MAIL BOX SUPPORT	EACH	\$120.00	10	0	\$0.00	4	\$480.00
42	2540.602	TEMPORARY MAIL BOX	EACH	\$90.00	24	0	\$0.00	28	\$2,520.00
43	2557.602	REPAIR DOG FENCE	EACH	\$120.00	5	0	\$0.00	0	\$0.00
44	2557.603	INSTALL FENCE	L F	\$12.96	100	0	\$0.00	0	\$0.00
45	2563.601	TRAFFIC CONTROL	LS	\$13,750.00	1	0	\$0.00	0.95	\$13,062.50
46	2564.518	SIGN PANELS TYPE C	S F	\$50.40	189	0	\$0.00	201	\$10,130.40
47	2563.618	CONSTRUCTION SIGN SPECIAL	SF	\$26.25	30	0	\$0.00	12	\$315.00
48	2564.602	INSTALL SIGN SPECIAL	EACH	\$1,050.00	1	0	\$0.00	1	\$1,050.00
49	2564.602	SIGN PANELS TYPE SPECIAL	EACH	\$341.25	14	0	\$0.00	14	\$4,777.50
50	2571.502	CONIFEROUS TREE 12' HT B&B	EACH	\$2,089.50	5	0	\$0.00	0	\$0.00
51	2571.502	DECIDUOUS TREE 3" CAL B&B	EACH	\$1,155.00	5	0	\$0.00	0	\$0.00
52	2573.501	STABILIZED CONSTRUCTION EXIT	LS	\$1,821.75	1	0	\$0.00	0	\$0.00
53	2573.502	STORM DRAIN INLET PROTECTION	EACH	\$110.00	40	0	\$0.00	33	\$3,630.00
54	2573.503	SILT FENCE, TYPE MS	L F	\$1.87	4000	0	\$0.00	633	\$1,183.71
55	2573.503	SEDIMENT CONTROL LOG TYPE STRAW	L F	\$2.02	4000	0	\$0.00	270	\$545.40
56	2574.507	COMMON TOPSOIL BORROW	C Y	\$0.01	1055	0	\$0.00	1049	\$10.49
57	2574.508	FERTILIZER TYPE 3	LB	\$1.11	370	0	\$0.00	350	\$388.50
58	2575.504	SODDING TYPE LAWN	S Y	\$5.94	2300	0	\$0.00	0	\$0.00
59	2575.504	SODDING TYPE MINERAL	S Y	\$5.94	6100	0	\$0.00	0	\$0.00
60	2575.508	HYDRAULIC STABILIZED FIBER MATRIX	LB	\$2.02	5500	0	\$0.00	2000	\$4,040.00
61	2575.523	WATER	MGAL	\$50.50	150	0	\$0.00	6	\$303.00
62	2582.503	4" SOLID LINE PAINT	L F	\$0.26	6500	0	\$0.00	6511	\$1,692.86

Contract Item Status									
Line No.	Item	Description	Unit	Unit Price	Contract Quantity	Quantity This Voucher	Amount This Voucher	Quantity To Date	Amount To Date
63	2582.503	4" DBLE SOLID LINE PAINT	L F	\$0.41	3500	0	\$0.00	3692	\$1,513.72
64	2582.518	CROSSWALK PAINT	S F	\$3.06	300	0	\$0.00	108	\$330.48
65	2104.502	REMOVE MANHOLE	EACH	\$450.50	2	0	\$0.00	2	\$901.00
66	2104.503	REMOVE SEWER PIPE (SANITARY)	L F	\$7.19	390	0	\$0.00	385	\$2,768.15
67	2106.507	EXCAVATION - MUCK	C Y	\$11.90	300	0	\$0.00	202.6	\$2,410.94
68	2106.507	SELECT GRANULAR EMBANKMENT (CV)	C Y	\$20.74	300	0	\$0.00	0	\$0.00
69	2106.601	DEWATERING	LS	\$16,500.00	1	0	\$0.00	1	\$16,500.00
70	2451.603	AGGREGATE BEDDING	L F	\$21.00	390	0	\$0.00	521	\$10,941.00
71	2503.503	4" PVC PIPE SEWER	L F	\$32.45	200	0	\$0.00	18	\$584.10
72	2503.503	12" PVC PIPE SEWER	L F	\$95.17	390	0	\$0.00	385	\$36,640.45
73	2503.602	CONNECT TO EXISTING SANITARY SEWER	EACH	\$511.50	2	0	\$0.00	2	\$1,023.00
74	2503.602	CONNECT TO EXISTING SANITARY SEWER SER	EACH	\$478.50	4	0	\$0.00	3	\$1,435.50
75	2503.602	12"X4" PVC WYE	EACH	\$880.00	4	0	\$0.00	3	\$2,640.00
76	2503.603	TELEWISE SANITARY SEWER	LF	\$10.10	390	0	\$0.00	390	\$3,939.00
77	2506.502	CASTING ASSEMBLY	EACH	\$687.50	2	0	\$0.00	1	\$687.50
78	2506.602	RECONSTRUCT MANHOLE (SANITARY)	EACH	\$4,152.50	2	0	\$0.00	3	\$12,457.50
79	2506.603	CONSTRUCT 48" DIA SANITARY MANHOLE	L F	\$442.50	21	0	\$0.00	21	\$9,292.50
80	2504.602	HYDRANT	EACH	\$6,380.00	10	0	\$0.00	10	\$63,800.00
81	2504.602	6" GATE VALVE & BOX	EACH	\$1,980.00	10	0	\$0.00	10	\$19,800.00
82	2504.602	16"X6" WET TAP	EACH	\$1,980.00	10	0	\$0.00	10	\$19,800.00
83	2504.603	6" WATERMAIN DUCTILE IRON CL 52	L F	\$63.80	100	0	\$0.00	49.5	\$3,158.10
84	2504.604	4" POLYSTYRENE INSULATION	S Y	\$58.30	100	0	\$0.00	14.4	\$839.52
85	2104.502	REMOVE DRAINAGE STRUCTURE	EACH	\$216.56	20	0	\$0.00	19	\$4,114.64
86	2104.503	REMOVE SEWER PIPE (STORM)	L F	\$12.74	680	0	\$0.00	731	\$9,312.94

Contract Item Status									
Line No.	Item	Description	Unit	Unit Price	Contract Quantity	Quantity This Voucher	Amount This Voucher	Quantity To Date	Amount To Date
87	2106.601	DEWATERING	LS	\$0.01	1	0	\$0.00	0	\$0.00
88	2451.603	AGGREGATE BEDDING	L F	\$0.01	400	0	\$0.00	0	\$0.00
89	2501.502	18" RC PIPE APRON	EACH	\$1,139.25	3	0	\$0.00	3	\$3,417.75
90	2501.502	22" SPAN RC PIPE-ARCH APRON	EACH	\$1,172.06	2	0	\$0.00	2	\$2,344.12
91	2501.502	51" SPAN RC PIPE-ARCH APRON	EACH	\$3,218.25	1	0	\$0.00	1	\$3,218.25
92	2501.602	TRASH GUARD FOR 18" PIPE APRON	EACH	\$939.75	3	0	\$0.00	3	\$2,819.25
93	2501.602	TRASH GUARD FOR 22" SPAN PIPE APRON	EACH	\$1,156.31	2	0	\$0.00	2	\$2,312.62
94	2501.602	TRASH GUARD FOR 51" SPAN PIPE APRON	EACH	\$3,917.81	1	0	\$0.00	1	\$3,917.81
95	2503.503	22" SPAN RC PIPE-ARCH SEWER CL IIA	L F	\$118.56	36	0	\$0.00	36	\$4,268.16
96	2503.503	51" SPAN RC PIPE-ARCH SEWER CL IIA	L F	\$324.19	12	0	\$0.00	12	\$3,890.28
97	2503.503	12" RC PIPE SEWER DES 3006 CL V	L F	\$52.01	46	0	\$0.00	46	\$2,392.46
98	2503.503	15" RC PIPE SEWER DES 3006 CL V	L F	\$64.07	466	0	\$0.00	451	\$28,895.57
99	2503.503	18" RC PIPE SEWER DES 3006 CL V	L F	\$78.05	314	0	\$0.00	320	\$24,976.00
100	2503.503	21" RC PIPE SEWER DES 3006 CL III	L F	\$88.52	25	0	\$0.00	40	\$3,540.80
101	2503.503	27" RC PIPE SEWER DES 3006 CL III	L F	\$105.30	48	0	\$0.00	48	\$5,054.40
102	2503.503	30" RC PIPE SEWER DES 3006 CL III	L F	\$137.16	482	0	\$0.00	482	\$66,111.12
103	2503.602	CONNECT TO EXISTING STORM SEWER	EACH	\$649.69	16	0	\$0.00	19	\$12,344.11
104	2503.602	CONNECT INTO EXISTING DRAINAGE STRUCTURE	EACH	\$866.25	2	0	\$0.00	2	\$1,732.50
105	2506.502	CONST DRAINAGE STRUCTURE DESIGN G	EACH	\$2,557.80	1	0	\$0.00	1	\$2,557.80
106	2506.502	CONST DRAINAGE STRUCTURE DESIGN SPECIAL	EACH	\$2,481.75	21	0	\$0.00	21	\$52,116.75
107	2506.502	CASTING ASSEMBLY	EACH	\$630.00	14	0	\$0.00	14	\$8,820.00
108	2506.503	CONST DRAINAGE STRUCTURE DES 48-4020	L F	\$600.83	64.1	0	\$0.00	69	\$41,457.27
109	2506.503	CONST DRAINAGE STRUCTURE DES 60-4020	L F	\$851.83	24.9	0	\$0.00	24.9	\$21,210.57
110	2506.503	CONST DRAINAGE STRUCTURE DES 96-4020	L F	\$2,635.50	5.5	0	\$0.00	5.5	\$14,495.25

Contract Item Status									
Line No.	Item	Description	Unit	Unit Price	Contract Quantity	Quantity This Voucher	Amount This Voucher	Quantity To Date	Amount To Date
111	2506.602	CHIMNEY SEAL	EACH	\$240.00	11	0	\$0.00	11	\$2,640.00
112	2511.507	RANDOM RIPRAP CLASS III	C Y	\$73.24	35.8	0	\$0.00	41.9	\$3,068.76
113	2021.501	MOBILIZATION	LS	\$117,624.00	1	0.5	\$58,812.00	1	\$117,624.00
114	2101.502	CLEARING	EACH	\$240.00	6	0	\$0.00	6	\$1,440.00
115	2101.502	GRUBBING	EACH	\$180.00	6	6	\$1,080.00	6	\$1,080.00
116	2101.505	CLEARING	ACRE	\$11,000.00	0.4	0.4	\$4,400.00	0.4	\$4,400.00
117	2101.505	GRUBBING	ACRE	\$11,000.00	0.4	0	\$0.00	0	\$0.00
118	2104.502	REMOVE MANHOLE	EACH	\$300.00	1	1	\$300.00	1	\$300.00
119	2104.502	REMOVE SIGN	EACH	\$42.00	2	2	\$84.00	2	\$84.00
120	2104.502	SALVAGE SIGN	EACH	\$42.00	2	0	\$0.00	0	\$0.00
121	2104.503	SAWING BITUMINOUS PAVEMENT (FULL DEPTH)	LF	\$2.20	60	52	\$114.40	52	\$114.40
122	2104.503	REMOVE GUARDRAIL	L F	\$2.40	1092	0	\$0.00	1256	\$3,014.40
123	2104.503	REMOVE FORCE MAIN	L F	\$12.00	200	0	\$0.00	170	\$2,040.00
124	2104.504	REMOVE BITUMINOUS PAVEMENT	S Y	\$4.14	290	1517	\$6,280.38	1517	\$6,280.38
125	2105.607	SELECT GRANULAR BORROW MOD 10% (CV)	C Y	\$15.19	219	219	\$3,326.61	219	\$3,326.61
126	2106.507	EXCAVATION - COMMON (P)	C Y	\$19.57	586	586	\$11,468.02	586	\$11,468.02
127	2106.507	EXCAVATION - MUCK	C Y	\$14.77	553	553	\$8,167.81	553	\$8,167.81
128	2106.507	SELECT GRANULAR EMBANKMENT (CV) (P)	C Y	\$0.01	1160	1160	\$11.60	1160	\$11.60
129	2112.519	SUBGRADE PREPARATION	RDST	\$240.00	5.25	5.25	\$1,260.00	5.25	\$1,260.00
130	2123.610	STREET SWEEPER (WITH PICKUP BROOM)	HOURL	\$162.00	10	0	\$0.00	0	\$0.00
131	2123.610	UTILITY CREW	HOURL	\$0.01	20	0	\$0.00	0	\$0.00
132	2211.507	AGGREGATE BASE (CV) CLASS 5	C Y	\$25.99	80	80	\$2,079.20	80	\$2,079.20
133	2215.504	FULL DEPTH RECLAMATION	S Y	\$2.20	1200	0	\$0.00	0	\$0.00
134	2357.506	BITUMINOUS MATERIAL FOR TACK COAT	GAL	\$4.19	100	75	\$314.25	75	\$314.25

Contract Item Status									
Line No.	Item	Description	Unit	Unit Price	Contract Quantity	Quantity This Voucher	Amount This Voucher	Quantity To Date	Amount To Date
135	2360.509	TYPE SP 12.5 WEARING COURSE MIX (2,C)	TON	\$86.80	470	443.16	\$38,466.29	443.16	\$38,466.29
136	2401.601	STRUCTURE EXCAVATION	LS	\$8,505.00	1	1	\$8,505.00	1	\$8,505.00
137	2412.502	6X6 PRECAST CONCRETE BOX CULV END SECT	EACH	\$19,950.00	2	2	\$39,900.00	2	\$39,900.00
138	2412.502	16X6 PRECAST CONCRETE BOX CULV END SEC	EACH	\$41,737.50	2	2	\$83,475.00	2	\$83,475.00
139	2412.503	6X6 PRECAST CONCRETE BOX CULVERT	L F	\$1,585.50	50	50	\$79,275.00	50	\$79,275.00
140	2412.503	16X6 PRECAST CONCRETE BOX CULVERT	L F	\$3,018.75	48	48	\$144,900.00	48	\$144,900.00
141	2442.501	REMOVE EXISTING BRIDGE	LS	\$9,060.00	1	1	\$9,060.00	1	\$9,060.00
142	2451.507	FINE AGGREGATE BEDDING (CV)	C Y	\$34.11	175	175	\$5,969.25	175	\$5,969.25
143	2501.502	28" SPAN RC PIPE-ARCH APRON	EACH	\$1,995.00	2	2	\$3,990.00	2	\$3,990.00
144	2503.503	28" SPAN RC PIPE-ARCH SEWER CL IIIA	L F	\$217.00	48	48	\$10,416.00	48	\$10,416.00
145	2511.507	RANDOM RIPRAP CLASS II	C Y	\$108.60	10	17.5	\$1,900.50	17.5	\$1,900.50
146	2511.507	RANDOM RIPRAP CLASS III	C Y	\$108.60	10	33.8	\$3,670.68	33.8	\$3,670.68
147	2554.502	END TREATMENT-ENERGY ABSORBING TERMINAL	EACH	\$3,468.00	4	4	\$13,872.00	4	\$13,872.00
148	2554.503	TRAFFIC BARRIER DESIGN TYPE 31	L F	\$30.60	1020	1020	\$31,212.00	1020	\$31,212.00
149	2554.602	GUARDRAIL POST SEAT	EACH	\$1,020.00	12	12	\$12,240.00	12	\$12,240.00
150	2557.503	WIRE FENCE DESIGN 48V-9322	L F	\$78.30	500	0	\$0.00	0	\$0.00
151	2563.601	TRAFFIC CONTROL	LS	\$8,470.00	1	1	\$8,470.00	1	\$8,470.00
152	2564.518	SIGN PANELS TYPE C	S F	\$48.96	40	0	\$0.00	0	\$0.00
153	2564.602	INSTALL SALVAGED SIGN	EACH	\$229.50	2	0	\$0.00	0	\$0.00
154	2573.501	STABILIZED CONSTRUCTION EXIT	LS	\$1,100.00	1	0	\$0.00	0	\$0.00
155	2573.503	SILT FENCE, TYPE MS	L F	\$1.87	1800	260	\$486.20	260	\$486.20
156	2573.503	SEDIMENT CONTROL LOG TYPE WOOD FIBER	L F	\$2.02	1800	1600	\$3,232.00	1996	\$4,031.92
157	2106.601	TEMPORARY STREAM DIVERSION SYSTEM	LS	\$63,000.00	1	1	\$63,000.00	1	\$63,000.00
158	2574.507	COMMON TOPSOIL BORROW	C Y	\$0.01	50	153	\$1.53	153	\$1.53

Contract Item Status									
Line No.	Item	Description	Unit	Unit Price	Contract Quantity	Quantity This Voucher	Amount This Voucher	Quantity To Date	Amount To Date
159	2574.508	FERTILIZER TYPE 3	LB	\$1.11	110	100	\$111.00	100	\$111.00
160	2574.508	FERTILIZER TYPE 4	LB	\$1.21	30	0	\$0.00	0	\$0.00
161	2573.503	FLOATING SILT FENCE	L F	\$25.25	200	0	\$0.00	0	\$0.00
162	2575.504	ROLLED EROSION PREVENTION CATEGORY 25	S Y	\$2.02	2200	1800	\$3,636.00	1800	\$3,636.00
163	2575.505	SEEDING	ACRE	\$505.00	0.5	0.38	\$191.90	0.38	\$191.90
164	2575.505	DISK ANCHORING	ACRE	\$252.50	0.5	0	\$0.00	0	\$0.00
165	2575.508	SEED MIXTURE 25-121	LB	\$8.08	20	30.5	\$246.44	30.5	\$246.44
166	2575.508	SEED MIXTURE 33-261	LB	\$25.25	30	35	\$883.75	35	\$883.75
167	2575.523	RAPID STABILIZATION METHOD 3	MGAL	\$1,010.00	3	0	\$0.00	0	\$0.00
168	2582.503	4" SOLID LINE PAINT	L F	\$0.31	1060	1105	\$342.55	1105	\$342.55
169	2582.503	4" DBLE SOLID LINE PAINT	L F	\$0.46	530	553	\$254.38	553	\$254.38
170	2021.501	MOBILIZATION	LS	\$7,200.00	1	0	\$0.00	1	\$7,200.00
171	2104.503	SAWING BIT PAVEMENT (FULL DEPTH)	L F	\$2.40	200	0	\$0.00	168	\$403.20
172	2104.504	REMOVE BITUMINOUS DRIVEWAY PAVEMENT	S Y	\$3.14	130	0	\$0.00	0	\$0.00
173	2104.504	REMOVE BITUMINOUS PAVEMENT	S Y	\$4.08	200	0	\$0.00	365	\$1,489.20
174	2123.610	STREET SWEEPER (WITH PICKUP BROOM)	HOURL	\$153.45	2	0	\$0.00	0	\$0.00
175	2231.509	BITUMINOUS PATCHING MIXTURE	TON	\$237.01	70	0	\$0.00	71.41	\$16,924.88
176	2357.506	BITUMINOUS MATERIAL FOR TACK COAT	GAL	\$4.15	710	0	\$0.00	445	\$1,846.75
177	2360.504	TYPE SP 9.5 WEAR CRS MIX (2,B) 3.0" THICK	S Y	\$37.79	130	0	\$0.00	183.15	\$6,921.24
178	2360.509	TYPE SP 9.5 WEARING COURSE MIX (2,B)	TON	\$67.81	1700	0	\$0.00	1343.4	\$91,095.95
179	2563.601	TRAFFIC CONTROL	LS	\$960.00	1	0	\$0.00	1	\$960.00
180	2573.503	SEDIMENT CONTROL LOG TYPE STRAW	L F	\$4.80	200	0	\$0.00	0	\$0.00
<b>Bid Totals:</b>							<b>\$665,405.74</b>		<b>\$2,540,906.74</b>

Project Category Totals		
Category	Amount This Voucher	Amount To Date
ALTERNATE 1 - BRIDGE 13J22 EAST VIKING BOULEVARD OVER SOUTH BRANCH SUNRISE RIVER	\$665,405.74	\$731,512.06
ALTERNATE 2 - BITUMINOUS OVERLAY	\$0.00	\$126,841.22
SCHEDULE A. - SURFACE IMPROVEMENTS	\$0.00	\$1,141,906.02
SCHEDULE B. - SANITARY SEWER IMPROVEMENTS	\$0.00	\$102,220.64
SCHEDULE C. - WATERMAIN IMPROVEMENTS	\$0.00	\$107,397.62
SCHEDULE D. - STORM SEWER IMPROVEMENTS	\$0.00	\$331,029.18

Contract Change Item Status											
CC	CC No.	Line No.	Item	Description	Units	Unit Price	Contract Quantity	Quantity This Voucher	Amount This Voucher	Quantity To Date	Amount To Date
CO	1	181	2504.602	RELOCATE HYDRANT	EACH	\$5,752.22	1	0	\$0.00	1	\$5,752.22
CO	1	182	2540.618	BLOCK RETAINING WALL	S F	\$49.30	154	0	\$0.00	154	\$7,592.20
CO	1	183	2545.601	RELOCATE POWER POLE	EACH	\$4,000.00	1	0	\$0.00	1	\$4,000.00
CO	1	184	2360.509	TYPE SP 9.5 WEAR COURSE MIX (2;B)	TON	\$89.65	991	0	\$0.00	990.98	\$88,841.36
CO	1	185	2215.504	FULL DEPTH RECLAMATION	S Y	\$1.68	4100	0	\$0.00	4020	\$6,753.60
CO	1	186	2112.519	SUBGRADE PREPARATION	ROAD STA	\$345.66	41	0	\$0.00	40.2	\$13,895.53
CO	1	187	2575.604	SEEDING SPECIAL	S Y	\$4.75	12600	0	\$0.00	12600	\$59,850.00
CO	1	188	2575.504	SODDING, TYPE LAWN	S Y	(\$5.94)	2300	0	\$0.00	0	\$0.00
CO	1	189	2575.504	SODDING TYPE MINERAL	S Y	(\$5.94)	6100	0	\$0.00	0	\$0.00
<b>Contract Change Totals:</b>									<b>\$0.00</b>		<b>\$186,684.91</b>

Contract Change Totals				
No.	Contract Change	Description	Amount This Voucher	Amount To Date
1	CO	<p>In accordance with the terms of this Contract, you are hereby authorized and instructed to perform the work as altered by the following provisions.</p> <p>The Engineer in concurrence with the City of Wyoming, have agreed that relocating a hydrant along East Viking Blvd due to close location to roadway and high-water elevation is necessary. Additional work was required for exploratory digging, additional mobilization costs for wet tap, and price increase for 1 wet tap installed only when not installed in succession with other wet taps planned.</p> <p>This work will be considered "Contract Revisions" as provided for by Specification 1402. Payment for this work will be at Negotiated Unit Prices.</p> <p>The Engineer in concurrence with the City of Wyoming, have agreed that retaining walls are necessary in two locations along the East Viking Blvd trail. Due to saving two large oak trees near the proposed concrete</p>	\$0.00	\$186,684.91

Contract Change Totals				
No.	Contract Change	Description	Amount This Voucher	Amount To Date
		<p>trail, block retaining walls are required to protect roots from being cut and elevation conflicts with the trail.</p> <p>This work will be considered "Contract Revisions" as provided for by Specification 1402. Payment for this work will be at Negotiated Unit Prices.</p> <p>The Engineer in concurrence with the City of Wyoming, have agreed that a private power pole was required to be relocated due to the new trail alignment.</p> <p>This work will be considered "Contract Revisions" as provided for by Specification 1402. Payment for this work will be at Negotiated Unit Prices.</p> <p>The Engineer in concurrence with the City of Wyoming, have agreed that reclaiming East Viking Blvd east of Polaris is more favorable than overlaying. This work now requires reclaiming, grading, and one additional lift of pavement.</p> <p>This work will be considered "Contract Revisions" as provided for by Specification 1402. Payment for this work will be at Negotiated Unit Prices.</p> <p>The Engineer in concurrence with the City of Wyoming, have agreed that seeding and blanket is more favorable than sodding. Included in this work is soil prep, seeding, blanket, and fertilizer.</p> <p>This work will be considered "Contract Revisions" as provided for by Specification 1402. Payment for this work will be at Negotiated Unit Prices.</p>		

Material On Hand Additions					
Line No.	Item	Description	Date	Added	Comments

Material On Hand Balance						
Line No.	Item	Description	Date	Added	Used	Remaining

**RESOLUTION NO. 23-11-116**

**A RESOLUTION APPROVING PAYMENT FOR PAY VOUCHER #5 TO DRESEL CONTRACTING FOR THE 2023 EAST VIKING BOULEVARD IMPROVEMENT PROJECT IN THE AMOUNT OF \$632,135.46.**

**WHEREAS**, the City of Wyoming entered into a Contract with Dresel Contracting, Inc. to complete the 2023 East Viking Boulevard Improvement Project; and.

**WHEREAS**, the City Engineer, Mark Erichson, has inspected and approved the work on this project.

**NOW, THEREFORE BE IT RESOLVED** that the City of Wyoming authorizes the "Payment of Pay Voucher #5" in the amount of \$632,135.46 to Dresel Contracting, Inc. for the 2023 East Viking Boulevard Improvement Project.

**THIS RESOLUTION WAS ADOPTED BY THE CITY COUNCIL OF THE CITY OF WYOMING ON THE 21<sup>st</sup> DAY OF NOVEMBER 2023.**

**CITY OF WYOMING**

\_\_\_\_\_  
Lisa Iverson, Mayor

ATTEST:

\_\_\_\_\_  
Robb Linwood, City Administrator/Clerk



November 15, 2023

Re: Public Safety Activity Report – November 2, 2023, City Council Meeting

## **Police Update**

### **Reserve Cadet Officer**

We are backgrounding 2 applicants for the Reserve Cadet Officer program and without a doubt, they have been some of the best interviews we have conducted this year. We are really excited about the possibilities with this program, along with the future part-time police cadet program. These programs will set us up for our current vacancies and provide a candidate for future police officer/sergeant retirements.

## **Fire Update**

### **Mutual Aid Calls**

We have assisted Forest Lake Fire Department several times, including a large gas leak and had 21 calls for service in October.

### **Santa Toy and Clothing Drive**

Santa is getting prepped for his Fire Department ride along on December 2th. Santa will be out in our community with the fire department collecting food donations for the Anonymous Santa program.

## **Upcoming Community Outreach Events**

November 22, 2023    Stuff the Squad food collection event at Bruce's Foods, 3-7 PM  
December 2, 2023    Wyoming Fire and Anonymous Santa Toy, Food and Clothing Drive  
January 27, 2024    Polar Plunge for Special Olympics, White Bear Lake

Neil D. Bauer, Ed.D.  
Public Safety Director/Police Chief



wyoming@wyomingmn.org • Phone: 651-462-0575 • Fax: 651-462-0576

PO Box 188 • 26885 Forest Boulevard • Wyoming, MN 55092



November 15, 2023  
Honorable Mayor and City Council  
City of Wyoming  
26885 Forest Boulevard  
Wyoming, MN 55092

**RE: NOVEMBER 21 2023 CITY COUNCIL MEETING**

Dear Mayor and Council Members:

This letter is intended to summarize on-going commercial building projects and zoning issues within the City. Some of these items may be separate agenda matters, while others are for informational purposes only.

**Gregory Contracting**

Insulation is complete, the septic system is being installed. Inspections for the footings, foundation, underground plumbing, in-floor heating, framing, and insulation have been approved. The building permit has been issued. Site plans have been approved and a Grading permit has been issued.

**Sunrise Fiberglass Cold Storage Building**

With the exception of seeding the disturbed areas on the site, which should be done by the time of this council meeting, the project is complete. The foundation and footings have been placed. This item is closed.

**Fairview Hospital**

The permits to remodel their Cardiac Rehabilitation area has been issued.

**Total Eye Care**

All inspections except the building final have been approved. The building permit has been issued to remodel the space that was formerly a daycare at 26263 Forest Boulevard into a Total Eye Care facility.

**Planning Commission**

A public hearing was held on November 14th to consider amendments to the Architectural Standards of the Zoning Ordinance. There was no public comment and the Planning Commission is recommending approval of the amendments. With the City Council packet is a synopsis of the changes to the ordinance, the draft ordinance, and the current ordinance. This is a separate agenda item.

Sincerely,

Frederick E. Weck, IV  
Zoning Administrator  
Building Official #1825  
Advanced Septic Inspector, MPCA #C5199  
City of Wyoming



**ECKBERG  
LAMMERS**  
ATTORNEYS AT LAW

[www.eckberglammers.com](http://www.eckberglammers.com)

**Writer's Direct Dial:**  
(715) 808-8842

**Writer's Email:**  
[tloonan@eckberglammers.com](mailto:tloonan@eckberglammers.com)

November 17, 2023

Robb Linwood  
City of Wyoming  
26885 Forest Boulevard  
Wyoming, MN 55092

*Delivered via Email*

**Re: *City of Wyoming***  
***Status Update for the Period of – November 4, 2023 – November 17, 2023***

Dear Robb:

Our office continues to advise the City regarding land use issues and general employment matters. We serve our general counsel role answering questions, addressing all legal concerns and reviewing items for the City including procedural issues, law updates, contracts, and policy considerations as requested. We work closely with City staff advising on legal concerns relating to citizen complaints and broad legal concepts.

Please contact me directly if you have any questions regarding this correspondence. Thank you for allowing us to serve the City of Wyoming.

Very Truly Yours,

s/ Thomas R. Loonan

Thomas R. Loonan  
City Attorney

**Stillwater Office**  
1809 Northwestern Avenue  
Stillwater, MN 55082  
Phone: 651-439-2878  
Fax: 651-439-2923

**Hudson Office**  
430 Second Street  
Hudson, WI 54016  
Phone: 715-386-3733  
Fax: 715-386-6456



# Engineer's Report



November 17, 2023

Honorable Mayor and City Council  
City of Wyoming, MN  
26885 Forest Boulevard  
Wyoming, MN 55092

Re: November 21, 2023, City Council Meeting  
WSB Project No. 021007-000

Dear Mayor and Council Members:

This engineer's report is intended to update you on engineering activities within the City since the last council meeting. Some of the items below may be on the agenda with more detailed information provided, while the other items below are for informational purposes only.

### **East Viking Boulevard (Fenwick to Glen Oak) and Bridge No. 13J22**

The project is substantially complete and open to traffic. An assessment was held for the project on Tuesday, November 7, 2023 at 8:00 p.m. Staff will certify the assessments with the County once the 30-day prepay period has elapsed.

The portion of the project east of Polaris has been paved, shouldering has been placed and is complete.

The bridge portion of the project started on October 9<sup>th</sup> and is now substantially complete. Remaining work to close out the project will take place in the spring.

### **Fallbrook Avenue and 264<sup>th</sup> Street Improvement Project**

The project is now substantially complete. Remaining work to close out the project will take place in the spring. An assessment hearing is scheduled for November 21, 2023 at 7:00 p.m.

### **Sewer and Water Rate Study – CIP development**

Engineering and Public Works staff have finalized the preparation of a CIP identifying anticipated needs for sewer and water infrastructure for the next 5-10 years. This will be used by the firm performing the rate study.

### **2024 Street Improvement Project**

Following direction given at the most recent City Council work session, staff has prepared an agenda item requesting authorization to prepare the feasibility study for the 2024 Street Improvement Project.

### **Diamond Ridge Development**

The project is substantially complete, with the final layer of asphalt to be placed after the homes are built. We did receive a grading plan modification that we approved at the request of a potential builder. They expect to start building later this fall. A letter of credit reduction will be taking place based on the work completed to date once we receive appropriate paperwork from the developer.

### **Trunk Watermain and Sanitary Sewer Forcemain upsizing**

Staff has completed plans which have now been preliminarily approved by the DNR for the river crossing portion of the project. We are awaiting approval from MNDOT on the plans. Modifications were required to be made to accommodate new rules related to working in their right-of-way. This rule change affects us as we need to install our watermain under I 35 (trenchless).

### **Katies Glenn**

Staff has approved the plans for the development and the developer is looking for a buyer/builder. We do not have an anticipated start date.

### **Bingham Property – Hallberg Project (Multi-Tennent)**

All testing has now passed, and a site walk through has been completed. A final punch list has been provided to the contractor. Restoration items persist due to the lack of rain.

### **Sunrise Riverbank Development (residential and commercial)**

Staff met with the property ownership team to discuss concepts they will be looking into further.

### **Summer Fields Development**

No new update:

First Addition (19 lots): The contractor has indicated the project has been completed and all punch list items are complete as well. Upon inspection, there are a few items that remain; however, it is expected that this will be brought to the City in the near future for consideration of acceptance and release of escrow. The developer is working to address these remaining punch list items.

The Developer started work installing pipes in the filtration basin on 12/12/2022. Staff has reduced the cash escrow to \$10,000. Remaining work is primarily related to the removal of silt fence and ensure restoration efforts have taken.

Second Addition (15 lots):

No New Update:

Utility Construction, curb and gutter placement and asphalt has been placed. An escrow reduction has been requested and staff is confirming the value of work completed and what remains now that they have submitted the remaining. The escrow reduction has taken place.

### Third Addition

No new update.

The developer has indicated that they are currently working on the third addition final plat and construction plans. This is for the completion of the site on the east side of Kettle River Boulevard. Earlier indication was that the third addition was for the next phase on the west side of Kettle River Boulevard.

The next addition on the West side of Kettle River Boulevard will involve the design of a city lift station within the site and will require design and ordering of lift station components. An on-site generator will also be required to be installed at the downstream lift station. The lead time on this is significant and that information has been provided to the developer to make sure these do not impede the timing of this next phase. Lift station design is currently underway as requested by the developer.

### **Heims Lake Villas North**

All sanitary sewer, watermain, and storm sewer have been completed. Aggregate base and curb and gutter and first layer of asphalt has been completed, allowing building permits to be issued. The concrete sidewalk has been completed. The bituminous wearing course will be placed in the fall of 2023.

### **Aadland Development (Hunter Hill)**

Punch list items are currently underway and final layer of asphalt has been placed. Project acceptance is expected in the spring once restoration is acceptable. Due to the drought, many areas of the seeding have not come in adequately. Project acceptance is now expected in the fall as spring seeding did not take due to the drought.

### **Hallberg Storage**

Final Punch list has been created and project completion is near. Restoration is all that is needed for acceptance, however due to the lack of rain, seeding efforts have failed.

Thank you for the opportunity to update the Council on current matters in the City.

Sincerely,

***WSB and Associates, Inc.***

Mark Erichson, P.E., City Engineer



# Public Works Report

Date: November 21, 2023

**Mayor Iverson and City Council Members**

**Public Works Report for November 21, 2023 Council Meeting**

## **Streets:**

Staff has continued to sweep the city streets and have been working on grading gravel roads before the cold weather sets in. The 2023 Western Star Plow truck has arrived and staff will begin to prepare the truck and make space for it at the Township facility.

## **Sanitary Sewer:**

Staff responded to a large power outage on the night of November 4<sup>th</sup>. There were 5 lift stations without power and communication at the North Tower was down. Staff moved between the lift station with the portable generator until Xcel Energy resumed service in the area. The power was out from approximately 8:15 PM until 10:45 PM.

## **Water:**


Daily and monthly water tests have been completed. Staff responded to a discolored water call at a residence on East Viking. Staff have worked through steps to help eliminate any variables that could be causing an issue at one specific address.

## **Surface Water:**

As mentioned above staff has started street sweeping. As part of a joint effort with the watershed district, the crew will also be conducting sweeping in specific high value areas as determined by the watershed.

## **Parks:**

Staff had the flags up at the Veteran's Memorial at Railroad park in time for Veteran's Day. In the coming week, staff will begin to decorate the tree for the Holiday season and complete the rest of the decorating at the park.



# 3<sup>rd</sup> Quarter Report

## City of Wyoming

Wyoming, Minnesota

September 30, 2023



### *Edina Office*

5201 Eden Avenue, Ste 250  
Edina, MN 55436  
P 952.835.9090

### *Mankato Office*

100 Warren Street, Ste 600  
Mankato, MN 56001  
P 507.625.2727

### *Scottsdale Office*

14500 N Northsight Blvd, Ste 233  
Scottsdale, AZ 85260  
P 480.864.5579

November 16, 2023

**ACCOUNTANT'S COMPILATION REPORT**

Honorable Mayor and City Council  
City of Wyoming  
Wyoming, Minnesota

We have compiled the accompanying statement of revenues and expenditures for the General Fund and statements of revenues and expenses for the enterprise funds of the City of Wyoming as of September 30, 2023 for the quarter then ended. We have not audited or reviewed the accompanying financial statements and, accordingly, do not express an opinion or provide any assurance about whether the financial statements are in accordance with accounting principles generally accepted in the United States of America.

Management is responsible for the preparation and fair presentation of the financial statements in accordance with accounting principles generally accepted in the United States of America and for designing, implementing, and maintaining internal control relevant to the preparation and fair presentation of the financial statements.

Our responsibility is to conduct the compilation in accordance with Statements on Standards for Accounting and Review Services issued by the American Institute of Certified Public Accountants. The objective of a compilation is to assist management in presenting financial information in the form of financial statements without undertaking to obtain or provide any assurance that there are no material modifications that should be made to the financial statements.

Management has elected to omit substantially all of the disclosures and the statement of cash flows required by accounting principles generally accepted in the United States of America. If the omitted disclosures and the statement of cash flows were included in the financial statements, they might influence the user's conclusions about the Company's financial position, results of operations, and cash flows. Accordingly, the financial statements are not designed for those who are not informed about such matters.

Sincerely,

**Abdo Financial Solutions**

November 16, 2023

Honorable Mayor and City Council  
 City of Wyoming  
 Wyoming, Minnesota

Dear Honorable Mayor and City Council:

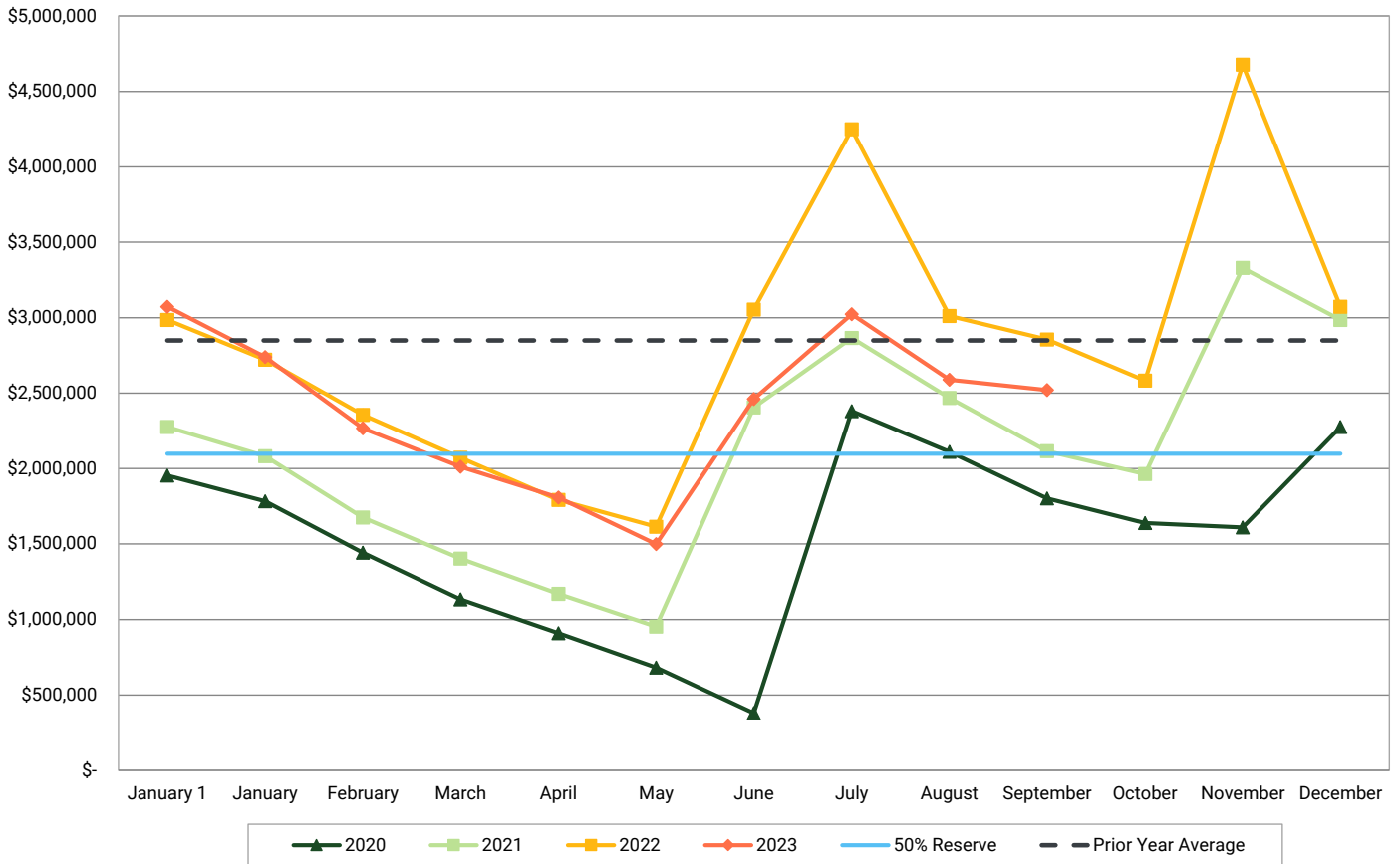
We have reconciled all bank accounts through September 30, 2023, and reviewed activity in all funds. The following is a summary of our observations. All information presented is unaudited.

**Cash and Investments**

The City’s cash and investment balances are as follows:

	<u>09/30/2023</u>	<u>12/31/2022</u>	<u>Increase/ (Decrease)</u>
Checking and Savings	\$ 5,161,817	\$ 4,559,176	\$ 602,641
Investments (at Market Value)	9,405,210	11,493,728	(2,088,518)
 Total Cash and Investments	 <u>\$ 14,567,027</u>	 <u>\$ 16,052,904</u>	 <u>\$ (1,485,877)</u>
<u>Investment Type</u>	<u>09/30/2023</u>	<u>12/31/2022</u>	<u>Increase/ (Decrease)</u>
Checking and Savings	\$ 5,161,817	\$ 4,559,176	\$ 602,641
Money Market	653,826	2,755,750	(2,101,925)
Brokered CD	1,012,098	1,506,962	(494,865)
Bank CD	488,373	479,515	8,858
Government Securities	5,442,814	6,192,159	(749,345)
Municipal Securities	1,808,100	559,342	1,248,759
 Total Investments	 <u>\$ 14,567,027</u>	 <u>\$ 16,052,904</u>	 <u>\$ (1,485,877)</u>

General Fund Cash Balances 2020 - 2023



General Fund

	YTD Budget	YTD Actual	Percent of YTD Budget		YTD Budget	YTD Actual	Percent of YTD Budget	
<b>Receipts</b>					<b>Disbursements</b>			
Taxes	\$ 2,750,176	\$ 2,035,546	74.0 %	↓	General government	\$ 3,890	\$ 2,555	65.7 % ↑
Special assessments	-	-	N/A	N/A	City clerk office	392,195	368,266	93.9 % →
Cable franchise fees	33,000	36,769	111.4	↑	Elections	-	-	N/A N/A
Licenses and permits	159,000	134,556	84.6	↓	Financial administration	118,214	134,490	113.8 % ↓
Intergovernmental	120,600	191,104	158.5	↑	Fire	333,551	241,027	72.3 % ↓
Charges for services	15,000	12,414	82.8	↓	Planning and zoning	42,277	34,192	80.9 % ↓
Fines and forfeitures	11,250	6,093	54.2	↓	Police	1,269,894	1,179,740	92.9 % ↓
Interest on investments	18,750	52,147	278.1	↑	Building inspection	186,888	151,694	81.2 % ↓
Miscellaneous revenue	39,769	105,880	266.2	↑	Streets and highways	621,299	691,766	111.3 % ↓
Transfers in	-	-	N/A	N/A	Parks	148,474	129,989	87.6 % ↓
	<u>\$ 3,147,545</u>	<u>\$ 2,574,509</u>	<u>81.8 %</u>	↓		<u>\$ 3,147,545</u>	<u>\$ 2,965,736</u>	<u>94.2 %</u>

**Key**  
 ↑ Varies more than 10% than budget positively  
 ↓ Varies more than 10% than budget negatively  
 → Within 10% of budget

Current short-term rates being offered by financial institutions are very low as evidenced by the table of U.S. Treasury rates below. The U.S. Treasury rates provide a benchmark perspective for rate of return.

	Date								
Date	1 mo	3 mo	6 mo	1 yr	2 yr	3 yr	5 yr	7 yr	10 yr
06/29/2018	1.77	1.93	2.11	2.33	2.52	2.63	2.73	2.81	2.85
09/30/2018	2.12	2.19	2.36	2.59	2.81	2.88	2.94	3.01	3.05
12/31/2018	2.44	2.45	2.56	2.63	2.48	2.46	2.51	2.59	2.69
03/29/2019	2.43	2.40	2.44	2.40	2.27	2.21	2.23	2.31	2.41
06/28/2019	2.18	2.12	2.09	1.92	1.75	1.71	1.76	1.87	2.00
09/30/2019	1.91	1.88	1.83	1.75	1.63	1.56	1.55	1.62	1.68
12/31/2019	1.48	1.55	1.60	1.59	1.58	1.62	1.69	1.83	1.92
03/31/2020	0.05	0.11	0.15	0.17	0.23	0.29	0.37	0.55	0.70
06/30/2020	0.13	0.16	0.18	0.16	0.16	0.18	0.29	0.49	0.66
09/30/2020	0.08	0.10	0.11	0.12	0.13	0.16	0.28	0.47	0.69
12/31/2020	0.08	0.09	0.09	0.10	0.13	0.17	0.36	0.65	0.93
03/31/2021	0.01	0.03	0.05	0.07	0.16	0.35	0.92	1.40	1.74
06/30/2021	0.05	0.05	0.06	0.07	0.25	0.46	0.87	1.21	2.06
09/30/2021	0.07	0.04	0.05	0.09	0.28	0.53	0.98	1.32	1.52
12/31/2021	0.06	0.06	0.19	0.39	0.73	0.97	1.26	1.44	1.52
03/31/2022	0.17	0.52	1.06	1.63	2.28	2.45	2.42	2.40	2.32
06/30/2022	1.28	1.72	2.51	2.80	2.92	2.99	3.01	3.04	2.98
09/30/2022	2.79	3.33	3.92	4.05	4.22	4.25	4.06	3.97	3.83
12/30/2022	4.12	4.42	4.76	4.73	4.41	4.22	3.99	3.96	3.88
03/31/2023	4.74	4.85	4.94	4.64	4.06	3.81	3.60	3.55	3.48
06/30/2023	5.24	5.43	5.47	5.40	4.87	4.49	4.13	3.97	3.81
09/30/2023	5.55	5.55	5.53	5.46	5.03	4.80	4.60	4.61	4.59



**Budget Summary**

A more detailed analysis of funds is included as Attachment A.

**Cash Balance Summary**

A detailed view of department totals compared with budget is included as Attachment B.

**Investment Summary**

A detailed summary of current investments is included as Attachment C.

**Enterprise Fund Summary**

A detailed summary of enterprise fund financial results is included as Attachment D.

**Revenue and Expenditures**

A detail of revenues and expenditures is included.

This information is unaudited and is intended solely for the information and use of management and City Council and is not intended and should not be used by anyone other than these specified parties.

If you have any questions or wish to discuss any of the items contained in this letter or the attachments, please feel free to contact us at your convenience. We wish to thank you for the continued opportunity to be of service and for the courtesy and cooperation extended to us by your staff.

Sincerely,

**Abdo Financial Solutions**



City of Wyoming, Minnesota  
Statement of Revenue and Expenditures -  
Budget and Actual -  
General Fund (Unaudited)  
For the Nine Months Ended September 30, 2023

ATTACHMENT A

	Annual Budget	Budget Through 09/30/2023	Actual Through 09/30/2023	Variance - Favorable (Unfavorable)	Percent Received or Expended Based on Budget through 09/30/2023
<b>Revenues</b>					
Taxes	\$ 3,666,901	\$ 2,750,176	\$ 2,035,546	\$ (714,630) *	74.0 %
Cable franchise fees	44,000	33,000	36,769	3,769	111.4
Licenses and permits	212,000	159,000	134,556	(24,444)	84.6
Intergovernmental	160,800	120,600	191,104	70,504 (1)	158.5
Charges for services	20,000	15,000	12,414	(2,586)	82.8
Fines and forfeitures	15,000	11,250	6,093	(5,157)	54.2
Interest on investments	25,000	18,750	52,147	33,397 (2)	278.1
Miscellaneous	53,025	39,769	105,880	66,111 (3)	266.2
<b>Total Revenues</b>	<b>4,196,726</b>	<b>3,147,545</b>	<b>2,574,509</b>	<b>(573,036)</b>	<b>81.8</b>
<b>Expenditures</b>					
General government	5,187	3,890	2,555	1,335	65.7
City clerk office	522,926	392,195	368,266	23,929	93.9
Financial administration	157,619	118,214	134,490	(16,276)	113.8
Planning and zoning	56,369	42,277	34,192	8,085	80.9
Police	1,693,192	1,269,894	1,179,740	90,154	92.9
Building inspection	249,184	186,888	151,694	35,194	81.2
Streets and highways	828,399	621,299	691,766	(70,467)	111.3
Parks	197,965	148,474	129,989	18,485	87.6
Library	41,150	30,863	32,017	(1,155)	103.7
Fire	444,735	333,551	241,027	92,524 (4)	72.3
<b>Total Expenditures</b>	<b>4,196,726</b>	<b>3,147,545</b>	<b>2,965,736</b>	<b>181,809</b>	<b>94.2</b>
<b>Excess Revenues (Expenditures)</b>	<b>-</b>	<b>-</b>	<b>(391,227)</b>	<b>(391,227)</b>	<b>N/A</b>
<b>Other Financing Sources Over (Under) Expenditures and Other Uses</b>	<b>\$ -</b>	<b>\$ -</b>	<b>\$ (391,227)</b>	<b>\$ (391,227)</b>	<b>N/A %</b>

\* Typically property taxes are received in July and December.

Item Explanation of Items Percentage Received/Expended Less than 80% or Greater than 120% and \$ Variance Greater than \$15,000.

- (1) Favorable variance due to Police and Fire State Aid that was received in September.
- (2) Increase in interest and net unrealized gain on investments through third quarter.
- (3) Revenue is more than anticipated due to a League of MN Cities claim and a broadband grant that was received.
- (4) Variance due to fire pension expense being paid out in October. Variance will dissipate during fourth quarter.

City of Wyoming, Minnesota  
 Unaudited Cash Balances by Fund  
 September 30, 2022, December 31, 2022, September 30, 2023

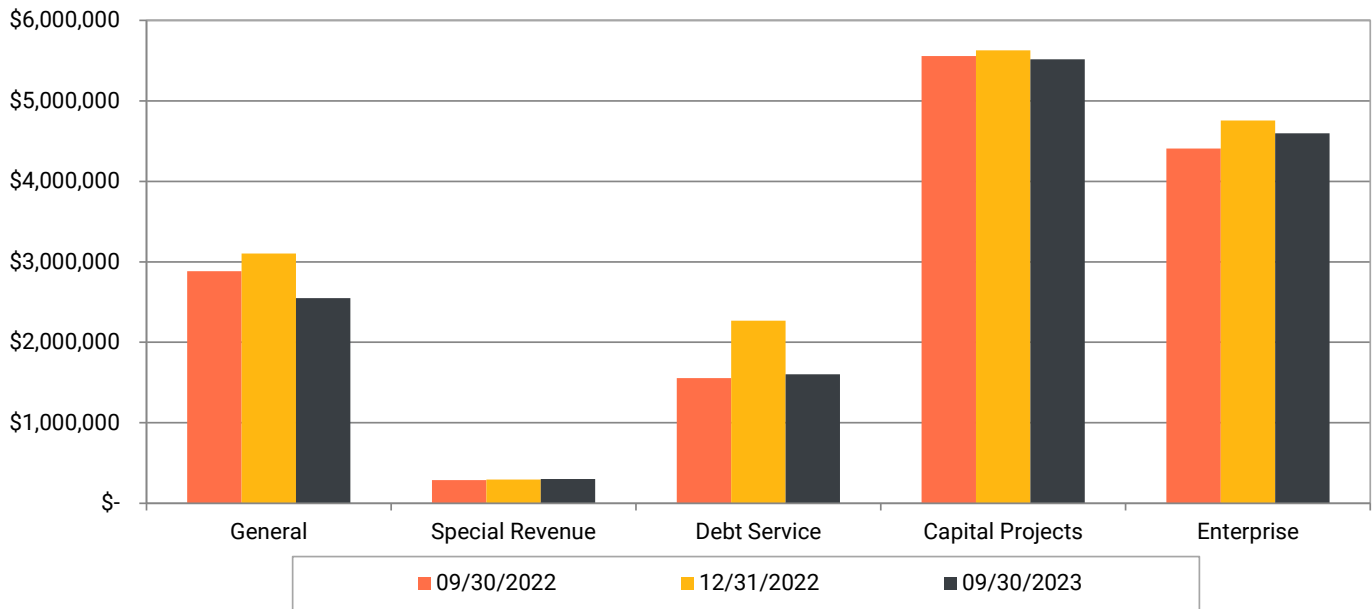
ATTACHMENT B

Fund	Balance 09/30/2022	Balance 12/31/2022	Balance 09/30/2023	YTD Change From 12/31/2022
101 General Fund	\$ 2,884,741	3,103,325	\$ 2,549,353	\$ (553,972) (1)
201 Police Forfeiture	18,552	18,629	18,467	(162)
202 Police Impounds & Tows	20,645	23,128	23,537	409
205 Police Department Donations	5,868	5,892	7,436	1,544
206 Administrative Fine	3,712	1,661	3,139	1,478
207 Ordinance Violation	21,863	22,054	22,888	834
208 Supplemental Police Fund	9,288	10,796	7,493	(3,303)
280 EDA	186,459	191,216	196,010	4,794
285 Xccent	21,585	21,674	22,127	453
337 2009A GO Bonds	638,642	767,813	548,242	(219,571) (2)
338 2015A GO Bonds	485,864	659,123	452,265	(206,858) (2)
339 2016A GO Bonds	110,470	172,667	119,752	(52,915) (2)
340 2018A GO Bonds	54,414	124,769	62,966	(61,803) (2)
341 2020A GO Bonds	258,147	545,062	414,106	(130,956) (2)
370 1999C/1999D TIF	7,540	-	6,334	6,334
401 Capital Equipment	40,322	372,603	73,259	(299,344) (3)
403 Equipment Fund	6,597	6,625	6,763	138
404 Park Development Fund	229,287	179,087	227,276	48,189
405 Park Trail Fund	5,264	5,286	5,396	110
407 MSA Funds	1,038,603	783,583	946,596	163,013 (4)
408 Street Replacement Fund	1,244,730	1,509,684	1,569,025	59,341 (5)
409 Capital Revolving Fund	2,071,985	2,127,756	2,171,496	43,740
490 Gambling Proceeds	96,277	100,639	121,273	20,634
601 Water Fund	1,430,411	1,522,908	1,440,066	(82,842) (6)
602 Sewer Fund	2,537,639	2,757,632	2,650,187	(107,445) (7)
651 Surface/Storm Water Fund	440,515	475,480	506,897	31,417 (8)
800 Projects and Developments	783,951	504,015	354,881	(149,134) (9)
801 Escrow Funds (TWP)	39,797	39,797	39,797	-
Total	<u>\$ 14,693,168</u>	<u>\$ 16,052,904</u>	<u>\$ 14,567,027</u>	<u>\$ (1,485,877)</u>

**Item Explanation of Changes with a \$ Variance Greater than \$50,000.**

- (1) Explanations provided on Attachment A.  
Additional variance is due to decrease in accounts payable.
- (2) Debt payments were made in first quarter.  
Offsetting revenue from property taxes to be received in July and remaining amount will be received in December.
- (3) Payments made to Wold Architects for Public Safety Building, purchase of a squad car and an asphalt trailer.
- (4) Received Municipal State Aid (MSA) of \$70K in February and an increase in interest and net unrealized gain on investments.
- (5) Payments made to Dresel Contracting for the 2023 East Viking Blvd Improvement project.
- (6) Additional explanation provided on Water Statement of Revenues and Expenditures.  
Additional variance is due to principal payment on bonds.
- (7) Additional explanation provided on Sewer Statement of Revenues and Expenditures.  
Additional variance is due to principal payment on bonds.
- (8) Additional explanation provided on Storm Water Statement of Revenues and Expenditures.  
Additional variance is due to higher pension liability for 2023.
- (9) Variance due to receiving funds for the Hallberg Bingham Site Plan in 2022.

**Cash Balance by Fund Compared to Prior Year**



**Fund**

- ↓ General
 ➔ Capital Projects
- ➔ Special Revenue
 ➔ Enterprise
- ➔ Debt Service

**Key**

- ↑ Balance increased more than 10% over prior year
- ↓ Balance decreased more than 10% over prior year
- ➔ Balance within 10% of prior year

City of Wyoming, Minnesota  
Schedule of Investments  
For the Month Ending September 30, 2023

ATTACHMENT C

(CUSIP or Acct #)	Institution	Description	Type	Rate	Face/Cost	Purchase	Maturity Date						Unadjusted	Market Value	Unrealized
								Market Value 12/31/2022	Deposits - Purchases	Expenditures - Sales	Transfers	Interest	Market Value 9/30/2023	Market Value 9/30/2023	Gain / Loss
2015912	RBC	Insured Deposits	Money Market	0.01%	n/a	n/a	Current	\$ 111,956.34	\$ 270,784.42	\$ 250,000.00	\$ -	\$ 20,656.72	\$ 653,397.48	\$ 653,825.54	\$ 428.06
17294XH33	RBC	Citibank NA	Brokered CD	0.00%	157,000.00	02/03/22	05/20/27	127,232.80	-	-	(8,125.00)	8,125.00	127,232.80	128,112.00	879.20
39120VSK1	RBC	Great Southn BK FSB	Brokered CD	3.69%	27,000.00	06/19/19	12/28/22	-	-	-	-	-	-	-	-
98970LCN1	RBC	Zions Bancorporation Natl	Brokered CD	2.90%	250,000.00	09/13/22	03/14/23	250,000.00	-	(250,000.00)	-	-	-	-	-
75524KPN8	RBC	Citizens BK NA Providence RI	Brokered CD	3.25%	250,000.00	09/14/23	09/14/23	250,000.00	-	(250,000.00)	-	-	-	-	-
46593LNP0	RBC	JPMorgan Chase BK NA	Brokered CD	3.35%	250,000.00	09/15/22	10/13/23	247,677.50	-	-	(4,221.92)	4,221.92	247,677.50	249,802.50	2,125.00
3130ASZS5	RBC	Federal Home Loan Banks	Brokered CD	3.38%	500,000.00	08/30/22	08/28/25	491,040.00	-	-	(8,437.50)	8,437.50	491,040.00	490,225.00	(815.00)
38148JTG6	RBC	Goldman Sachs Bk Usa New York	Brokered CD	3.00%	150,000.00	05/13/15	05/13/25	144,688.50	-	-	-	-	144,688.50	143,958.00	(730.50)
								1,622,595.14	270,784.42	(250,000.00)	(20,784.42)	41,441.14	1,664,036.28	1,665,923.04	1,886.76
34540-101	4M	4M General Fund	Money Market	0.03%	n/a	n/a	Current	824,936.61	2,500,452.80	(1,597,058.76)	-	67,504.31	1,795,834.96	1,795,834.96	-
34540-101	4M	4MP General Fund	Money Market	0.10%	n/a	n/a	Current	2.03	-	-	-	-	2.03	2.03	-
35410-102	4M	4M Kennedy Estates - Dev Agrmt	Money Market	0.03%	n/a	n/a	Current	-	-	-	-	-	-	-	-
51496-1	4M	US Treasury N/B	Government Securities	1.05%	993,000.00	03/15/22	01/15/23	992,270.15	-	(993,000.00)	(7,447.50)	7,447.50	(729.85)	-	729.85
35410-202	4M	4M G.O. Improvement Bonds	Money Market	0.03%	n/a	n/a	Current	5.30	-	(10.60)	-	-	(5.30)	-	10.60
								1,817,214.09	2,500,452.80	(2,590,069.36)	(7,447.50)	74,951.81	1,795,101.84	1,795,842.29	740.45
31846V443	PMA	First American Government - Oblig Fd Clv #3698	Money Market	0.01%	n/a	n/a	Current	180,805.12	941,973.25	(1,211,627.12)	108,152.20	4,106.45	23,409.90	23,409.90	-
31378TJ4	PMA	F H L M C Multiclass Mtg Partn	Government Securities	2.91%	265,000.00	12/25/23	12/25/23	51,637.29	-	(54,441.21)	(936.89)	936.89	(803.92)	-	803.92
91282CCG4	PMA	US Treasury Note	Government Securities	0.25%	250,000.00	06/16/21	06/15/24	46,926.00	-	-	(62.50)	62.50	46,926.00	48,205.00	1,279.00
31378DCW4	PMA	F H L M C Multiclass Mtg Partn	Government Securities	3.30%	50,000.00	07/19/22	07/25/24	48,780.50	-	(49,067.91)	(1,270.72)	1,270.72	(287.41)	-	287.41
3140HXCA6	PMA	F N M A Partn Cert	Government Securities	2.34%	100,000.00	03/16/20	08/01/24	93,629.51	-	(975.16)	(1,730.06)	1,730.06	92,654.35	93,495.41	841.06
31378FE98	PMA	F H L B Grid R E M I C Pass Thru	Government Securities	3.17%	100,000.00	09/30/22	10/25/24	96,857.00	-	(390.98)	(2,377.79)	2,377.79	96,466.00	97,015.20	549.18
3140HXQH6	PMA	F N M A Partn Cert	Government Securities	2.18%	100,000.00	12/01/24	12/01/24	91,420.85	-	(1,204.05)	(1,586.99)	1,586.99	90,216.80	90,935.62	718.82
31378HCY1	PMA	F H L M C Multiclass Mtg Partn	Government Securities	2.81%	104,182.63	09/26/22	01/25/25	99,688.36	-	(1,699.30)	(2,168.72)	2,168.72	97,989.06	98,345.10	356.04
3138LLSH4	PMA	F N M A Partn Cert	Government Securities	2.73%	150,000.00	07/31/19	02/01/25	143,659.50	-	-	(3,116.72)	3,116.72	143,659.50	143,694.00	34.50
31378BGK24	PMA	FHLMC Multiclass Mtg Partn	Government Securities	3.06%	75,000.00	12/25/24	12/25/24	72,632.25	-	-	(1,722.42)	1,722.42	72,632.25	72,696.75	64.50
90376PDM0	PMA	Int Development Fin Corp	Government Securities	2.48%	75,000.00	01/17/25	01/17/25	69,714.00	-	-	(86.94)	86.94	69,714.00	71,281.50	1,567.50
31378BLMY1	PMA	F H L M C Multiclass Mtg Partn	Government Securities	2.48%	177,927.99	08/25/19	03/25/25	151,706.30	-	(34,216.24)	(611.77)	611.77	174,990.06	184,443.71	953.65
31378JP64	PMA	F H L M C Multiclass Mtg Partn	Government Securities	3.21%	100,000.00	03/25/25	03/25/25	96,701.00	-	(137.69)	(2,403.72)	2,403.72	96,563.31	96,596.00	32.69
31378JQ71	PMA	FHLMC Multiclass Mtg Partn	Government Securities	2.77%	150,000.00	05/25/25	05/25/25	-	144,949.22	-	(2,354.50)	2,354.50	144,949.22	143,376.00	(1,573.22)
31378KRJ1	PMA	F H L M C Multiclass Mtg Partn	Government Securities	3.33%	100,000.00	06/01/22	05/25/25	96,851.00	-	-	(2,496.78)	2,496.78	96,851.00	96,584.00	(267.00)
912828ZT0	PMA	U S Treasury Note	Government Securities	0.25%	100,000.00	05/02/22	05/31/25	90,781.00	-	-	(125.00)	125.00	90,781.00	92,211.00	1,430.00
31378FPJ55	PMA	FHLMC Multiclass Mtg Partn	Government Securities	2.61%	101,622.55	07/25/25	07/25/25	95,578.04	(95,112.36)	(8,784.03)	(1,881.70)	1,881.70	88,131.35	86,900.25	95,218.60
31378HQ22	PMA	F H L M C Multiclass Mtg Partn	Government Securities	3.37%	137,768.58	07/25/25	07/25/25	132,575.58	95,005.41	(6,245.58)	(3,480.81)	3,480.81	221,335.41	126,423.69	(94,911.72)
3135G0A23	PMA	F N M A	Government Securities	0.50%	50,000.00	06/17/25	06/17/25	-	-	-	-	-	-	-	-
31378JXQ7	PMA	FHLMC Multiclass Mtg Partn	Government Securities	3.75%	140,000.00	08/25/25	08/25/25	136,508.40	-	(695.85)	(3,929.87)	3,929.87	135,812.55	134,864.53	(948.02)
3130AKSE2	PMA	Federal Home Loan Bnks	Government Securities	0.38%	60,000.00	09/10/20	09/04/25	54,006.60	-	-	(225.00)	225.00	54,006.60	54,825.00	818.40
31378FPHV0	PMA	F H L M C Multiclass Mtg Partn	Government Securities	2.23%	100,000.00	09/25/21	09/25/25	56,657.26	-	-	(1,016.19)	1,016.19	56,657.26	56,710.75	53.49
91282CAT8	PMA	F N M A Partn Cert	Government Securities	0.25%	75,000.00	11/03/20	10/31/25	67,063.50	-	-	(93.75)	93.75	67,063.50	68,007.00	943.50
91282CAZ4	PMA	U S Treasury Note	Government Securities	0.38%	150,000.00	12/15/20	11/30/25	134,167.50	-	-	(281.25)	281.25	134,167.50	135,909.00	1,741.50
9128285T3	PMA	US Treasury Note	Government Securities	2.63%	135,000.00	06/28/22	12/31/25	129,093.75	-	-	(3,543.76)	3,543.76	129,093.75	128,313.45	(780.30)
3138LCZU2	PMA	F N M A Partn Cert	Government Securities	3.08%	100,000.00	04/14/20	01/01/26	92,470.30	-	-	(2,257.95)	2,257.95	91,196.40	90,880.44	(315.96)
3140HW5J7	PMA	F N M A Partn Cert	Government Securities	2.32%	100,000.00	01/28/20	01/01/26	89,669.65	-	(1,192.43)	(1,680.63)	1,680.63	88,477.22	88,284.79	(192.43)
31378FKWD4	PMA	F H L M C Multiclass Mtg Partn	Government Securities	3.50%	40,000.00	06/23/22	01/25/26	38,503.20	-	(436.20)	(1,041.48)	1,041.48	38,067.00	37,864.69	(202.31)
3140HVK94	PMA	F N M A Partn Cert	Government Securities	2.56%	250,000.00	09/26/19	02/01/26	234,435.00	-	-	(4,871.10)	4,871.10	234,435.00	234,037.50	(397.50)
3136ARTE8	PMA	F N M A Gtd R E M I C Pass Thru	Government Securities	2.70%	89,850.32	09/20/22	02/25/26	76,325.49	-	(20,559.51)	(1,418.87)	1,418.87	55,765.98	57,013.43	1,247.45
91282CBQ3	PMA	U S Treasury Note	Government Securities	0.50%	125,000.00	03/01/22	02/28/26	111,382.50	-	-	(625.00)	625.00	111,382.50	112,538.75	1,156.25
9128286L9	PMA	U S Treasury Note	Government Securities	2.25%	155,000.00	06/28/22	03/31/26	146,068.90	-	-	(1,743.75)	1,743.75	146,068.90	145,458.20	(610.70)
3136ARSS3	PMA	F N M A Gtd R E M I C Pass Thru	Government Securities	2.47%	100,000.00	09/02/22	04/25/26	92,903.00	-	(7,783.24)	(1,801.44)	1,801.44	85,119.76	86,235.58	1,115.82
31378BQY50	PMA	FHLMC Multiclass Mtg Partn	Government Securities	2.53%	100,000.00	05/25/26	05/25/26	93,732.00	-	-	(1,893.78)	1,893.78	93,732.00	93,365.00	(367.00)
3138LEMF5	PMA	F N M A Partn Cert	Government Securities	2.27%	283,736.16	08/13/19	09/01/26	-	-	-	-	-	-	-	-
3138LFXK9	PMA	F N M A Partn Cert	Government Securities	2.52%	91,073.43	09/27/21	10/01/26	82,244.53	-	(1,607.49)	(1,683.97)	1,683.97	80,637.04	80,419.82	(217.22)
3140LD3S6	PMA	F N M A Partn Cert	Government Securities	1.15%	150,000.00	11/01/21	10/01/26	130,424.72	-	(1,584.66)	(1,287.47)	1,287.47	128,840.06	129,541.07	701.01
3136AV7G8	PMA	F N M A Gtd R E M I C Pass Thru	Government Securities	2.96%	91,783.88	09/30/22	02/25/27	84,577.06	-	(5,997.29)	(1,912.88)	1,912.88	78,579.77	78,494.51	(85.26)
912828Z78	PMA	U S Treasury Note	Government Securities	1.50%	150,000.00	12/28/21	01/31/27	135,427.50	-	-	(2,250.00)	2,250.00	135,427.50	135,058.50	(369.00)
912828ZB9	PMA	U S Treasury Note	Government Securities	1.13%	170,000.00	02/28/27	02/28/27	151,133.40	-	-	(1,912.50)	1,912.50	151,133.40	150,881.80	(251.60)
912828ZE3	PMA	U S Treasury Note	Government Securities	0.63%	100,000.00	02/01/22	03/31/27	86,773.00	-	-	(312.50)	312.50	86,773.00	86,883.00	110.00
31378F1G44	PMA	F H L M C Multiclass Mtg Partn	Government Securities	3.24%	55,000.00	05/03/22	04/25/27	52,324.80	-	-	(1,337.76)	1,337.76	52,324.80	51,605.40	(719.40)
912828ZN3	PMA	US Treasury Note	Government Securities	0.50%	100,000.00	02/01/22	04/30/27	86,106.00	-	-	(250.00)	250.00	86,106.00	86,219.00	113.00
912828ZS2	PMA	U S Treasury Note	Government Securities	0.50%	125,000.00	03/31/22	05/31/27	107,167.50	-	-	(312.50)	312.50	107,167.50	107,397.50	230.00
3135G05Y5	PMA	F N M A	Government Securities	0.75%	50,000.00	10/08/27	10/08/27	43,062.00	-	-	(187.50)	187.50	43,062.00	42,756.50	(305.50)
90376PDV0	PMA	U S International Dev Fin	Government Securities	2.75%	75,000.00	07/17/27	07/17/27	69,561.75	-	-	-	-	69,561.75	71,122.50	1,560.75
31378AWS3	PMA	F H L M C Multiclass Mtg Partn	Government Securities	3.19%	75,000.00	06/02/22	07/25/27	71,088.75	-	-	(1,796.67)	1,796.67	71,088.75	69,91	

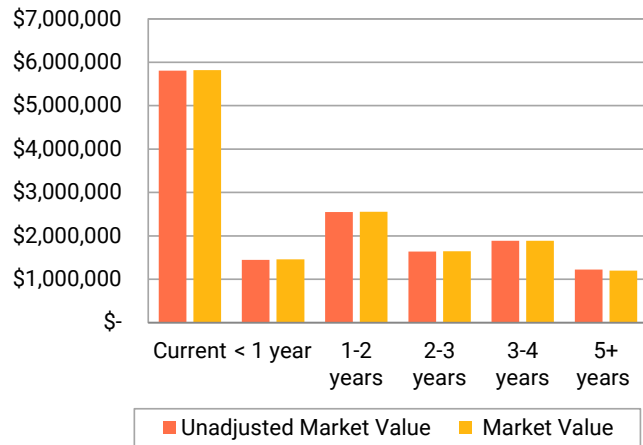
City of Wyoming, Minnesota  
 Schedule of Investments  
 For the Month Ending September 30, 2023

(CUSIP or Acct #)	Institution	Description	Type	Rate	Face/Cost	Purchase	Maturity Date	Market Value 12/31/2022	Deposits - Purchases	Expenditures - Sales	Transfers	Interest	Unadjusted	Market Value	Unrealized
													Market Value 9/30/2023	9/30/2023	Gain / Loss
3136BBG30	PMA	F N M A Gtd R E M I C Pass Thru	Government Securities	0.79%	50,000.00		04/25/30	23,865.13	-	(3,467.39)	(148.70)	148.70	20,397.74	20,884.09	486.35
3136BBAS1	PMA	F N M A	Government Securities	1.50%	200,507.04		06/25/50	-	-	-	-	-	-	-	-
3137FPJ71	PMA	F H L M C Multiclass Mtg Partn	Government Securities	2.34%	75,672.37		09/25/30	68,218.39	-	(2,033.26)	(1,294.71)	1,294.71	66,185.13	65,250.14	(934.99)
3137FGZH1	PMA	F H L M C Multiclass Mtg Partn	Government Securities	3.80%	100,000.00	01/05/23	06/15/42	-	96,937.50	-	(2,491.14)	2,491.14	96,937.50	93,940.00	(2,997.50)
3137FLN34	PMA	F H L M C Multiclass Mtg Partn	Government Securities	3.21%	100,000.00	04/17/23	02/25/26	-	97,402.34	-	(1,194.07)	1,194.07	97,402.34	95,423.00	(1,979.34)
64990FJQ8	PMA	New York ST Dorm Auth ST Personal	Municipal Securities	3.25%	150,000.00	08/27/19	03/15/23	-	-	-	-	-	-	-	-
515300TD3	PMA	Lane Cnty Or Sch Dist No 4 J Eugene	Municipal Securities	2.00%	50,000.00	09/01/20	06/15/23	49,482.50	-	(50,000.00)	(500.00)	500.00	(517.50)	-	517.50
052414SW0	PMA	Austin Tx Elec Utility Sys Revenue	Municipal Securities	2.12%	150,000.00	08/06/19	11/15/23	146,875.50	-	-	(1,589.25)	1,589.25	146,875.50	149,374.50	2,499.00
97705MUJ2	PMA	Wisconsin ST Ref Taxable	Municipal Securities	0.36%	25,000.00	03/17/21	05/01/24	23,645.50	-	-	(45.13)	45.13	23,645.50	24,276.25	630.75
751091QS1	PMA	Releigh Nc Txbi	Municipal Securities	2.83%	100,000.00	08/28/19	06/01/24	97,163.00	-	-	(1,500.00)	1,500.00	97,163.00	98,204.00	1,041.00
984674KA8	PMA	Yamhill Cnty or Sch Dist	Municipal Securities	0.53%	20,000.00	06/15/21	06/15/24	18,908.20	-	-	(53.00)	53.00	18,908.20	19,309.20	401.00
040664EK6	PMA	Arizona ST Univ Revs Taxable Sys	Municipal Securities	0.65%	100,000.00	07/01/24		94,053.00	-	-	(650.00)	650.00	94,053.00	96,417.00	2,364.00
64966QCA6	PMA	New York Ny Txbi Fiscal 2020	Municipal Securities	2.07%	150,000.00	08/01/19	08/01/24	144,127.50	-	-	(3,195.00)	3,195.00	144,127.50	145,771.50	1,644.00
68609TR34	PMA	Oregon ST Taxable Go Ref Bds 2021	Municipal Securities	0.45%	50,000.00		08/01/24	46,968.50	-	-	(224.00)	224.00	46,968.50	47,971.00	1,002.50
605581MZ7	PMA	Mississippi ST Taxable Go Ref Bds	Municipal Securities	0.57%	100,000.00		11/01/24	92,980.00	-	-	(282.50)	282.50	92,980.00	94,912.00	1,932.00
13067WRB0	PMA	California ST Dept Wtr Res Cen	Municipal Securities	0.57%	50,000.00		12/01/24	46,308.50	-	-	(140.00)	140.00	46,308.50	47,234.50	926.00
64966QVW8	PMA	New York NY Taxable Go	Municipal Securities	0.84%	75,000.00	05/03/22	08/01/25	67,834.50	-	-	(630.00)	630.00	67,834.50	68,913.75	1,079.25
741751ZG5	PMA	Prince William Cnty VA	Municipal Securities	1.09%	50,000.00	05/28/20	08/01/25	45,805.00	-	-	(543.50)	543.50	45,805.00	46,385.00	580.00
79623PGW9	PMA	San Antonio Tex Taxable Combination	Municipal Securities	0.85%	100,000.00	08/27/20	08/01/25	90,837.00	-	-	(850.00)	850.00	90,837.00	92,330.00	1,493.00
797508HE1	PMA	San Dieguito CA Un High Sch	Municipal Securities	1.62%	50,000.00		08/01/25	46,366.00	-	-	(830.50)	830.50	46,366.00	46,785.50	419.50
378460YE3	PMA	Glendale Calif Uni Sch Dist Go	Municipal Securities	1.64%	50,000.00		09/01/25	46,226.50	-	-	(818.50)	818.50	46,226.50	46,683.50	457.00
13077DQE5	PMA	California ST Univ Rev Systemwide	Municipal Securities	1.14%	50,000.00		11/01/26	43,462.00	-	-	(285.50)	285.50	43,462.00	44,335.00	873.00
912828RC6	PMA	U S Treasury Note	Municipal Securities	2.13%	545,000.00	08/23/19	08/15/21	-	-	-	-	-	-	-	-
76913DFX0	PMA	Riverside Cnty Ca Infrastructure	Municipal Securities	1.47%	75,000.00		11/01/26	65,811.00	-	-	(552.75)	552.75	65,811.00	67,005.75	1,194.75
64990FY40	PMA	New York ST Dorm Auth ST Personal	Municipal Securities	2.89%	50,000.00	03/25/22	03/15/27	46,196.00	-	-	(1,444.00)	1,444.00	46,196.00	46,500.00	304.00
3137FMD74	PMA	FHLMC Multiclass Mtg Partn	Municipal Securities	2.82%	102,295.78	06/26/23	09/25/27	-	97,532.63	(1,744.20)	(688.57)	688.57	95,788.43	94,257.05	(1,531.38)
91282CHH7	PMA	US Treasury Note	Municipal Securities	4.13%	75,000.00	06/30/23	06/15/26	-	74,258.79	-	126.79	(126.79)	74,258.79	73,611.00	(647.79)
3132XGUG9	PMA	FHLMC Multiclass Mtg Partn #Wn2382	Municipal Securities	4.34%	150,000.00	08/16/23	06/01/28	-	145,177.73	-	(289.33)	289.33	145,177.73	142,506.00	(2,671.73)
91282CGH8	PMA	US Treasury Note	Municipal Securities	3.50%	50,000.00	08/31/23	01/31/28	-	48,296.88	-	(147.42)	147.42	48,296.88	47,717.00	(579.88)
91282CHU8	PMA	US Treasury Note	Municipal Securities	4.38%	100,000.00	08/31/23	08/15/26	-	99,464.84	-	190.22	(190.22)	99,464.84	98,758.00	(706.84)
91282CHX2	PMA	US Treasury Note	Municipal Securities	4.38%	100,000.00	08/31/23	08/31/28	-	100,484.38	-	-	-	100,484.38	99,008.00	(1,476.38)
9128285M8	PMA	US Treasury Note	Municipal Securities	3.13%	75,000.00	09/26/23	11/15/28	-	69,805.66	-	-	-	69,805.66	69,834.75	29.09
								7,164,492.15	2,165,148.93	(2,180,793.95)	(0.00)	112,258.65	7,261,105.78	7,274,324.42	13,218.64
21860	*SB of Wyoming	Certificates of Deposit	Bank CD	1.35%	n/a	07/13/99	07/13/24	25,573.03	-	-	-	259.09	25,832.12	25,832.12	-
22721	*SB of Wyoming	Certificates of Deposit	Bank CD	0.30%	n/a	07/24/00	07/24/24	22,854.56	-	-	-	51.32	22,905.88	22,905.88	-
23299	*SB of Wyoming	Certificates of Deposit	Bank CD	0.30%	n/a	10/15/01	09/15/24	2,774.47	-	-	-	6.25	2,780.72	2,780.72	-
51089	*SB of Wyoming	Certificates of Deposit	Bank CD	0.30%	n/a	01/02/04	11/02/23	52,348.33	-	-	-	117.54	52,465.87	52,465.87	-
51090	*SB of Wyoming	Certificates of Deposit	Bank CD	1.00%	n/a	01/02/04	06/02/24	37,032.04	-	-	-	148.89	37,180.93	37,180.93	-
51590	*SB of Wyoming	Certificates of Deposit	Bank CD	the	n/a	12/29/04	08/29/24	20,463.66	-	-	-	45.96	20,509.62	20,509.62	-
51591	*SB of Wyoming	Certificates of Deposit	Bank CD	0.30%	n/a	12/29/04	10/29/23	50,950.28	-	-	-	114.42	51,064.70	51,064.70	-
51592	*SB of Wyoming	Certificates of Deposit	Bank CD	0.30%	n/a	12/29/04	10/29/23	4,936.71	-	-	-	11.08	4,947.79	4,947.79	-
52148	*SB of Wyoming	Certificates of Deposit	Bank CD	0.30%	n/a	12/29/05	10/29/23	24,906.72	-	-	-	55.93	24,962.65	24,962.65	-
52899	*SB of Wyoming	Certificates of Deposit	Bank CD	0.30%	n/a	01/05/07	12/05/23	28,152.73	-	-	-	63.45	28,216.18	28,216.18	-
53700	*SB of Wyoming	Certificates of Deposit	Bank CD	0.30%	n/a	12/29/07	10/29/23	114,720.60	-	-	-	257.61	114,978.21	114,978.21	-
53701	*SB of Wyoming	Certificates of Deposit	Bank CD	0.30%	n/a	12/29/07	10/29/23	5,643.31	-	-	-	12.68	5,655.99	5,655.99	-
60118	*SB of Wyoming	Certificates of Deposit	Bank CD	0.30%	n/a	12/27/01	12/27/23	62,983.35	-	-	-	95.36	63,078.71	63,125.30	46.59
60119	*SB of Wyoming	Certificates of Deposit	Bank CD	0.30%	n/a	12/27/01	12/27/23	33,670.85	-	-	-	50.99	33,721.84	33,746.74	24.90
								487,010.64	-	-	-	1,290.57	488,301.21	488,372.70	71.49
1701466	*SB of Wyoming	General Fund	Checking	0.00%	n/a	n/a	Current	4,928,558.64	7,351,854.38	(9,060,551.45)	-	31,379.50	3,251,241.07	3,251,241.07	-
1726671	*SB of Wyoming	Police	Checking	0.00%	n/a	n/a	Current	372.86	500.00	(584.77)	-	0.10	288.19	288.19	-
3004998	*SB of Wyoming	Waste Water Treatment	Checking	0.00%	n/a	n/a	Current	63,561.67	-	-	-	166.58	63,728.25	63,728.25	-
1720536	*SB of Wyoming	EDA Revolving Loan	Checking	0.00%	n/a	n/a	Current	217.15	-	-	-	0.09	217.24	217.24	-
1717011	*SB of Wyoming	EDA	Checking	0.00%	n/a	n/a	Current	2,996.58	-	-	-	2.23	2,998.81	2,998.81	-
1895440	*SB of Wyoming	Comm Center Building Fund	Checking	0.00%	n/a	n/a	Current	28,941.20	-	-	-	54.15	28,995.35	28,995.35	-
								5,024,648.10	7,352,354.38	(9,061,136.22)	-	31,602.65	3,347,468.91	3,347,468.91	-
Total Cash and Investments								\$ 16,115,960.12	\$ 12,288,740.53	\$ (14,081,999.53)	\$ (28,231.92)	\$ 261,544.82	\$ 14,556,014.02	\$ 14,571,931.36	\$ 15,917.34

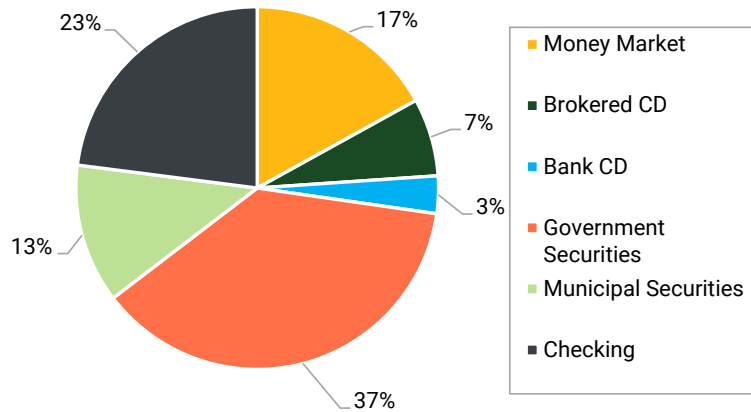
Deposits in Transit	\$	1,937.06
Outstanding Checks		(7,271.78)
Timing Difference	\$	431.00
Reconciled Balance	\$	14,567,027.64

City of Wyoming, Minnesota  
Investments  
For the Month Ending September 30, 2023

**Maturities**



Maturity	Unadjusted Market Value 9/30/2023	Market Value 9/30/2023	Variance 9/30/2023
Current	\$ 5,807,864.91	\$ 5,820,546.64	\$ 12,681.73
< 1 year	1,447,300.26	1,461,199.06	13,898.80
1-2 years	2,548,891.69	2,558,330.35	9,438.66
2-3 years	1,640,549.48	1,643,661.83	3,112.35
3-4 years	1,886,186.40	1,887,147.85	961.45
5+ years	1,225,221.28	1,201,045.63	(24,175.65)
	<u>\$ 14,556,014.02</u>	<u>\$ 14,571,931.36</u>	<u>\$ 15,917.34</u>
Weighted average Rate of return	1.43%	9/30/2023	
Average Maturity (years)	1.04	9/30/2023	



Investment Type	Market Value 9/30/2023
Money Market	\$ 2,473,077.73
Brokered CD	1,012,097.50
Bank CD	488,372.70
Government Securities	5,442,814.27
Municipal Securities	1,808,100.25
Checking	3,347,468.91
	<u>\$ 14,571,931.36</u>
<b>Operating Account</b>	
O/S Deposits	\$ 1,937.06
O/S Checks	(7,271.78)
Timing Difference	431.00
	<u>\$ 14,567,027.64</u>
Reconciled Balance	

City of Wyoming, Minnesota  
 Statement of Revenues and Expenses -  
 Budget and Actual -  
 Water Fund (Unaudited)  
 For the Nine Months Ended September 30, 2023

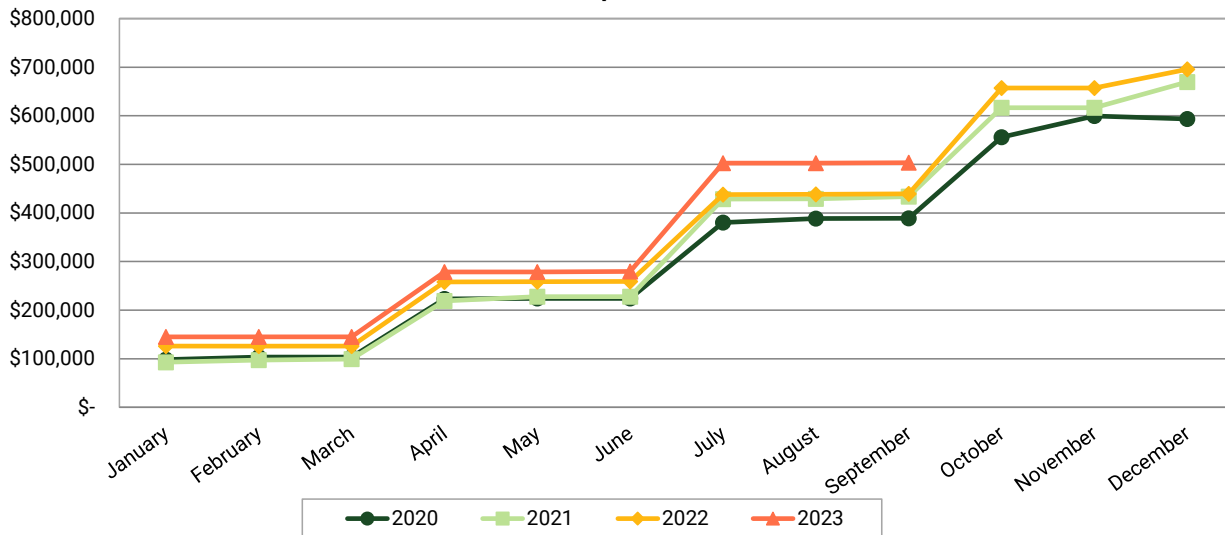
**WATER FUND**

	Annual Budget	Actual Thru 9/30/2022	Actual Thru 9/30/2023	Variance - Favorable (Unfavorable)	Percent Received or Expended Based on Actual Thru 09/30/2023
<b>Revenues</b>					
Charges for services	\$ 645,532	446,535	\$ 508,557	\$ 62,022	113.9 %
Special assessments	-	13,960	-	(13,960) (1)	-
Connection charges	64,000	145,083	39,780	(105,303) (2)	27.4
Interest earnings	12,000	(41,018)	28,452	69,470 (3)	(69.4)
Miscellaneous	-	-	6,905	6,905	N/A
<b>Total Revenues</b>	<b>721,532</b>	<b>564,560</b>	<b>583,694</b>	<b>19,134</b>	<b>103.4</b>
<b>Expenses</b>					
Salaries and benefits	233,467	167,016	163,373	3,643	97.8
Supplies	97,000	38,293	235,589	(197,296) (4)	615.2
Other services and charges	1,500	279	275	4	98.6
Repair and maintenance	154,750	138,037	87,052	50,985 (5)	63.1
Improvements	50,000	3,750	-	3,750	-
Depreciation	233,245	150,177	165,720	(15,543)	110.3
Bond principal	164,895	500	-	500	-
Bond interest	57,032	60,517	57,032	3,485	94.2
<b>Total Expenses</b>	<b>991,889</b>	<b>558,569</b>	<b>709,041</b>	<b>(150,472)</b>	<b>126.9</b>
<b>Excess Revenues Over (Under) Expenses</b>	<b>\$ (270,357)</b>	<b>\$ 5,991</b>	<b>\$ (125,348)</b>	<b>\$ (131,339)</b>	

**Item** Explanation of Items Percentage Received/Expended Less than 80% or Greater than 120% and \$ Variance Greater than \$10,000.

- (1) Variance due to reallocation in July 2022 tax settlement and reimbursement for power surge insurance claim.
- (2) Variance due to less developments in 2023 causing lower water connection fees.
- (3) Increase in interest and net unrealized gain on investments through third quarter.
- (4) Variance due to the purchase of water meters in April.
- (5) Variance due to repairs on the riser pipe, two watermain breaks and repairs on the portable generator in 2022.

**Water Sales Comparison 2020 - 2023**



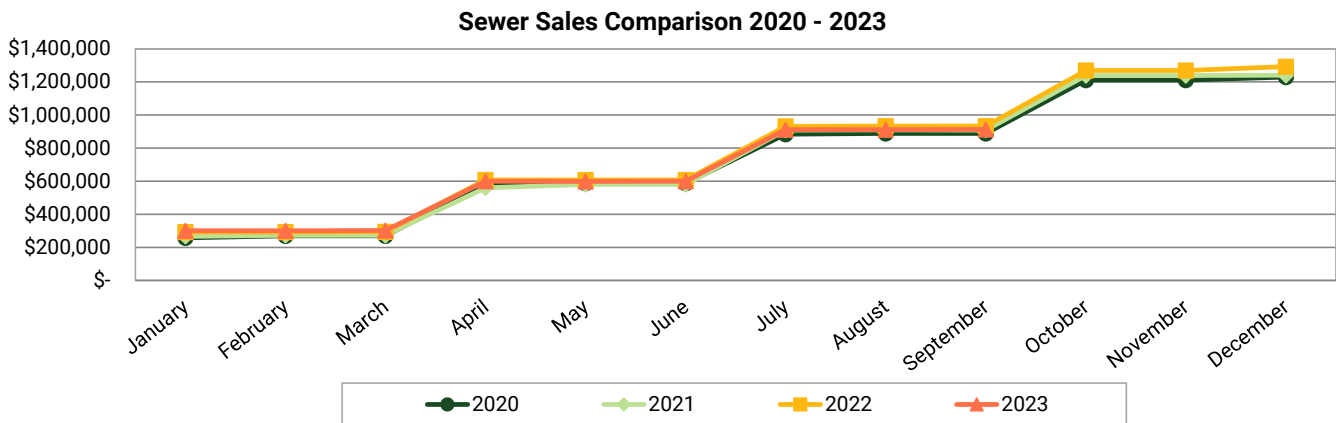
City of Wyoming, Minnesota  
 Statement of Revenues and Expenses -  
 Budget and Actual -  
 Sewer Fund (Unaudited)  
 For the Nine Months Ended September 30, 2023

**SEWER FUND**

	Annual Budget	Actual Thru 09/30/2022	Actual Thru 09/30/2023	Variance - Favorable (Unfavorable)	Percent Received or Expended Based on Actual Thru 09/30/2023
<b>Revenues</b>					
Charges for services	\$ 1,251,787	\$ 944,044	\$ 920,577	\$ (23,467)	97.5 %
Special assessments	-	23,936	-	(23,936) (1)	-
Connection charges	74,000	137,410	40,950	(96,460) (2)	29.8
Interest income	25,000	(76,437)	54,664	131,101 (3)	(71.5)
<b>Total Revenues</b>	1,350,787	1,028,953	1,016,191	(12,762)	98.8
<b>Expenses</b>					
Salaries and benefits	182,240	157,505	157,992	(487)	100.3
Supplies	28,050	21,777	21,733	44	99.8
Other services and charges	361,158	235,621	219,359	16,262	93.1
Repair and maintenance	67,600	37,992	33,413	4,579	87.9
Utilities	25,000	8,356	17,648	(9,292)	211.2
Depreciation	320,468	212,665	244,640	(31,975)	115.0
Improvements	50,000	4,023	99,452	(95,429) (4)	2,472.1
Insurance	19,850	7,411	28,768	(21,357) (5)	388.2
Bond principal	423,843	303,928	-	303,928 (6)	N/A
Bond interest	29,396	39,929	34,876	5,053	87.3
<b>Total Expenses</b>	1,507,605	1,029,207	857,881	171,326	83.4
<b>Excess Revenues</b>					
<b>Over (Under) Expenses</b>	\$ (156,818)	\$ (254)	\$ 158,310	\$ 158,564	

**Item**      Explanation of Items Percentage Received/Expended Less than 80% or Greater than 120% and \$ Variance Greater than \$10,000.

- (1)      Variance due to reallocation for July 2022 tax settlement and tax coding.
- (2)      Variance due to less developments in 2023 causing lower sewer connection fees.
- (3)      Increase in interest and net unrealized gain on investments through third quarter.
- (4)      Variance due to lift station replacement and final pay voucher to Kuechle Underground.
- (5)      Variance due to adjusting the allocation for general property insurance for 2023.
- (6)      Variance due to changing accounting practices with current year hitting bonds payable.



City of Wyoming, Minnesota  
Statement of Revenues and Expenses -  
Budget and Actual -  
Surface/Storm Water Fund (Unaudited)  
For the Nine Months Ended September 30, 2023

**SURFACE/STORM WATER FUND**

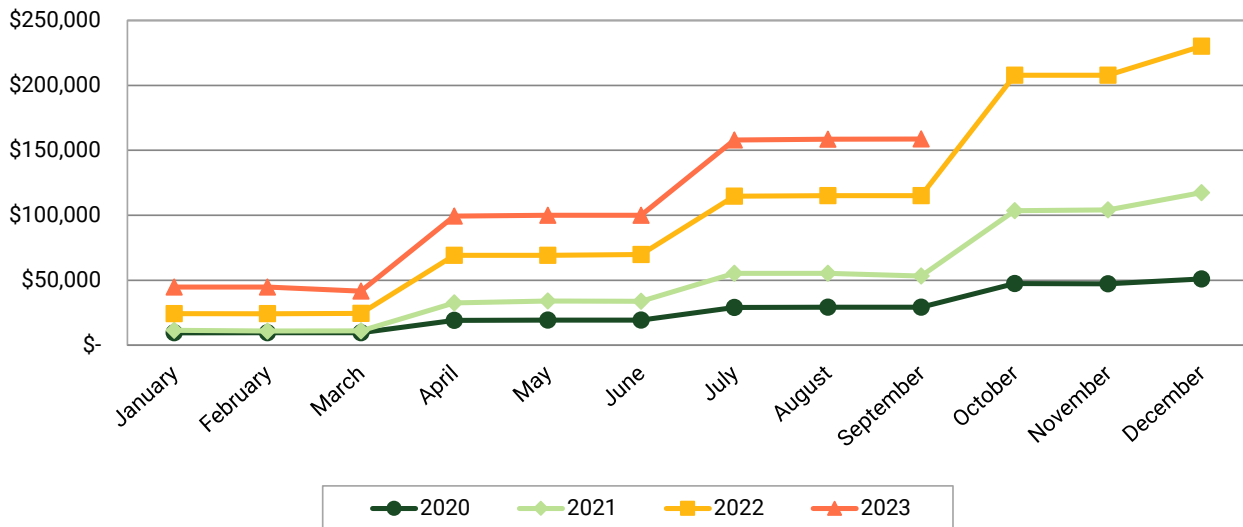
	Annual Budget	Actual Thru 09/30/2022	Actual Thru 09/30/2023	Variance - Favorable (Unfavorable)	Percent Received or Expended Based on Actual Thru 09/30/2023
<b>Revenues</b>					
Charges for services	\$ 52,500	\$ 152,770	160,568	\$ 7,798	105.1 %
Interest earnings	1,500	(7,626)	10,285	17,911 (1)	(134.9)
Special assessments	-	3,013	-	(3,013)	-
<b>Total Revenues</b>	54,000	148,158	170,853	22,696	115.3
<b>Expenses</b>					
Salaries and benefits	50,539	20,913	21,136	(223)	101.1
Supplies	7,487	1,688	50	1,638	3.0
Other services and charges	8,100	8,483	11,491	(3,008)	135.5
Repair and maintenance	99,695	89,063	83,906	5,157	94.2
Depreciation	51,423	34,281	38,567	(4,286)	112.5
MS4	10,300	6,555	7,458	(903)	113.8
<b>Total Expenses</b>	227,544	160,983	162,608	(1,625)	101.0

<b>Excess Revenues Over (Under) Expenses</b>	\$ (173,544)	\$ (12,826)	\$ 8,245	\$ 21,071
--	--------------	-------------	----------	-----------

Item Explanation of Items Percentage Received/Expended Less than 80% or Greater than 120% and \$ Variance Greater than \$10,000.

- (1) Increase in interest and net unrealized gain on investments through third quarter.

**Surface/Storm Water Sales Comparison 2020 - 2023**



User: ssaxe

PERIOD ENDING 09/30/2023

DB: Wyoming

GL NUMBER	DESCRIPTION	2023 AMENDED BUDGET	YTD BALANCE 09/30/2023	ACTIVITY FOR MONTH 09/30/2023	AVAILABLE BALANCE	% BGDGT USED
Fund 101 - GENERAL FUND						
Revenues						
Dept 0000						
101-0000-31000	GENERAL PROPERTY TAXES	3,630,153.00	1,997,279.09	0.00	1,632,873.91	55.02
101-0000-31005	PROPERTY TAXES (DEBT LEVY)	0.00	0.00	0.00	0.00	0.00
101-0000-31015	FAIRVIEW PILOT	36,748.00	38,266.56	0.00	(1,518.56)	104.13
101-0000-31016	POLARIS TAX ABATEMENT	0.00	0.00	0.00	0.00	0.00
101-0000-31050	TAX INCREMENTS	0.00	0.00	0.00	0.00	0.00
101-0000-32100	BUSINESS LICENSES/PERMITS	12,000.00	1,150.00	250.00	10,850.00	9.58
101-0000-32180	OTHER LICENSES/PERMITS	0.00	0.00	0.00	0.00	0.00
101-0000-32210	BUILDING PERMITS	185,000.00	128,545.54	24,996.18	56,454.46	69.48
101-0000-32220	FEES ETC.	15,000.00	4,860.00	345.00	10,140.00	32.40
101-0000-32240	ANIMAL LICENSES	0.00	0.00	0.00	0.00	0.00
101-0000-33150	FEDERAL POLICE GRANTS	5,000.00	0.00	0.00	5,000.00	0.00
101-0000-33160	FEDERAL GRANT FUNDS	0.00	0.00	0.00	0.00	0.00
101-0000-33180	FEDERAL GRANTS-CARES	0.00	0.00	0.00	0.00	0.00
101-0000-33190	FEDERAL GRANT-ARPA COVID19	0.00	0.00	0.00	0.00	0.00
101-0000-33400	STATE GRANTS AND AIDS	1,000.00	2,995.95	0.00	(1,995.95)	299.60
101-0000-33401	LOCAL GOVERNMENT AID	0.00	0.00	0.00	0.00	0.00
101-0000-33402	HOMESTEAD CREDIT	3,800.00	0.00	0.00	3,800.00	0.00
101-0000-33404	PERA AID	0.00	0.00	0.00	0.00	0.00
101-0000-33423	POLICE STATE AID	90,000.00	107,986.78	107,986.78	(17,986.78)	119.99
101-0000-33424	FIRE STATE AID	56,000.00	62,037.57	62,037.57	(6,037.57)	110.78
101-0000-33426	OTHER STATE PUBLIC SAFETY AID	5,000.00	18,083.38	9,091.78	(13,083.38)	361.67
101-0000-34100	GENERAL GOVERNMENT	0.00	(0.07)	(0.07)	0.07	100.00
101-0000-34101	CITY HALL RENT REVENUE	0.00	0.00	0.00	0.00	0.00
101-0000-34102	LIBRARY FEES	0.00	0.00	0.00	0.00	0.00
101-0000-34103	SPECIAL EVENT SECURITY	0.00	2,447.25	0.00	(2,447.25)	100.00
101-0000-34107	ASSESSMENT SEARCH FEES	500.00	100.00	25.00	400.00	20.00
101-0000-34111	ENGINEER FEE	0.00	0.00	0.00	0.00	0.00
101-0000-34112	FIRE INSPECTION	0.00	0.00	0.00	0.00	0.00
101-0000-34122	STAGECOACH/EASTER - REVENUE	0.00	0.00	0.00	0.00	0.00
101-0000-34125	DONATIONS	0.00	0.00	0.00	0.00	0.00
101-0000-34204	PROTECTIVE INSPECTION FEES	0.00	0.00	0.00	0.00	0.00
101-0000-34205	PUBLIC SAFETY GRANTS	5,000.00	0.00	0.00	5,000.00	0.00
101-0000-34208	DARE PROGRAM	0.00	0.00	0.00	0.00	0.00
101-0000-34215	FIRE DEPARTMENT	0.00	0.00	0.00	0.00	0.00
101-0000-34220	POLICE DEPARTMENT	1,500.00	500.00	0.00	1,000.00	33.33
101-0000-34230	PARK & RECREATION DEDICATION	0.00	0.00	0.00	0.00	0.00
101-0000-34301	STREET, SIDEWALK AND CURB FEES	0.00	0.00	0.00	0.00	0.00
101-0000-34302	DRIVEWAY PERMIT	12,000.00	3,042.00	100.00	8,958.00	25.35
101-0000-34780	PARK FEES	1,000.00	6,325.00	0.00	(5,325.00)	632.50
101-0000-35000	FINES AND FORFEITS	15,000.00	6,092.97	965.83	8,907.03	40.62
101-0000-36100	SPECIAL ASSESSMENTS	0.00	0.00	0.00	0.00	0.00
101-0000-36200	MISCELLANEOUS REVENUES	0.00	2,764.46	19.28	(2,764.46)	100.00
101-0000-36210	INTEREST EARNINGS	25,000.00	52,147.22	875.01	(27,147.22)	208.59
101-0000-36211	INTERFUND LOAN INTEREST	0.00	0.00	0.00	0.00	0.00
101-0000-36220	RENT	53,025.00	34,039.60	2,152.52	18,985.40	64.20
101-0000-36240	REIMBURSEMENTS	0.00	69,077.53	884.69	(69,077.53)	100.00
101-0000-38050	CABLE TV REVENUES	44,000.00	36,768.77	3,988.20	7,231.23	83.57
101-0000-38060	STREET UTILITY FRANCHISE FEES	0.00	0.00	0.00	0.00	0.00
101-0000-39200	INTERFUND OPERATING TRANSFERS	0.00	0.00	0.00	0.00	0.00
101-0000-39203	TRANSFER FROM OTHER FUND	0.00	0.00	0.00	0.00	0.00
101-0000-39400	PROCEEDS FROM SALE	0.00	0.00	0.00	0.00	0.00

Total Dept 0000

4,196,726.00

2,574,509.60

213,717.77

1,622,216.40

61.35

PERIOD ENDING 09/30/2023

GL NUMBER	DESCRIPTION	2023 AMENDED BUDGET	YTD BALANCE 09/30/2023	ACTIVITY FOR MONTH 09/30/2023	AVAILABLE BALANCE	% BDGT USED
Fund 101 - GENERAL FUND						
Revenues						
TOTAL REVENUES		4,196,726.00	2,574,509.60	213,717.77	1,622,216.40	61.35
Expenditures						
Dept 1110 - COUNCIL						
101-1110-41000	SALARIES & WAGES	21,000.00	15,749.91	1,749.99	5,250.09	75.00
101-1110-41210	PERA	200.00	150.03	16.67	49.97	75.02
101-1110-41220	FICA	1,610.00	1,204.88	133.88	405.12	74.84
101-1110-41500	WORKER S COMP (GENERAL)	117.00	400.32	0.00	(283.32)	342.15
101-1110-42000	SUPPLIES - OFFICE/COPY/COMPUTR	2,000.00	33.95	0.00	1,966.05	1.70
101-1110-42080	TRAINING AND INSTRUCTION	3,000.00	1,413.03	15.00	1,586.97	47.10
101-1110-44180	UNIFORMS	500.00	0.00	0.00	500.00	0.00
101-1110-44330	DUES & SUBSCRIPTIONS	30.00	30.00	30.00	0.00	100.00
Total Dept 1110 - COUNCIL		28,457.00	18,982.12	1,945.54	9,474.88	66.70
Dept 1330 - BOARDS AND COMMISSIONS						
101-1330-41000	SALARIES & WAGES	4,440.00	2,220.00	390.00	2,220.00	50.00
101-1330-41010	FULL TIME - REGULAR	0.00	0.00	0.00	0.00	0.00
101-1330-41220	FICA	340.00	169.86	29.84	170.14	49.96
101-1330-41500	WORKER S COMP (GENERAL)	157.00	165.55	0.00	(8.55)	105.45
101-1330-42080	TRAINING AND INSTRUCTION	250.00	0.00	0.00	250.00	0.00
101-1330-42100	OPERATING SUPPLIES	0.00	0.00	0.00	0.00	0.00
Total Dept 1330 - BOARDS AND COMMISSIONS		5,187.00	2,555.41	419.84	2,631.59	49.27
Dept 1400 - CITY CLERK OFFICE						
101-1400-41010	FULL TIME - REGULAR	195,480.00	140,178.48	13,988.83	55,301.52	71.71
101-1400-41020	FULL TIME - OVERTIME	0.00	0.00	0.00	0.00	0.00
101-1400-41030	PART TIME EMPLOYEES REGULAR	0.00	330.00	330.00	(330.00)	100.00
101-1400-41210	PERA	14,660.00	10,436.44	1,049.15	4,223.56	71.19
101-1400-41220	FICA	14,950.00	11,828.05	1,010.26	3,121.95	79.12
101-1400-41300	EMPLOYER PAID IN (GENERAL)	29,430.00	20,469.66	1,656.20	8,960.34	69.55
101-1400-41310	LIFE INSURANCE	2,270.00	1,513.16	145.03	756.84	66.66
101-1400-41400	UNEMPLOYMENT COMP (GENERAL)	0.00	0.00	0.00	0.00	0.00
101-1400-41500	WORKER S COMP (GENERAL)	3,509.00	3,033.36	0.00	475.64	86.45
101-1400-42000	SUPPLIES - OFFICE/COPY/COMPUTR	6,500.00	6,312.95	876.43	187.05	97.12
101-1400-42050	SOFTWARE UPGRADES	300.00	0.00	0.00	300.00	0.00
101-1400-42080	TRAINING AND INSTRUCTION	5,000.00	4,789.81	(120.53)	210.19	95.80
101-1400-42090	NETWORK MUNICIPAL COMPUTERS	49,000.00	35,001.80	3,851.55	13,998.20	71.43
101-1400-42100	OPERATING SUPPLIES	6,500.00	1,130.15	224.30	5,369.85	17.39
101-1400-42150	COPIER	5,000.00	3,365.78	813.67	1,634.22	67.32
101-1400-42170	CITY NEWSLETTER	3,500.00	0.00	0.00	3,500.00	0.00
101-1400-42180	COMPUTER MAINT/REPAIR	3,000.00	1,282.20	0.00	1,717.80	42.74
101-1400-42270	COVID-19	0.00	0.00	0.00	0.00	0.00
101-1400-42310	CONTRACTED SERVICES	42,000.00	11,996.92	1,260.76	30,003.08	28.56
101-1400-43000	PROFESSIONAL SERVICE (GENERAL)	10,000.00	5,035.00	0.00	4,965.00	50.35
101-1400-43030	ENGINEERING	25,000.00	8,140.25	0.00	16,859.75	32.56
101-1400-43040	ATTORNEY FEES	25,000.00	16,922.00	4,060.00	8,078.00	67.69
101-1400-43120	FEE (GOVERNMENT-STATE)	0.00	325.38	0.00	(325.38)	100.00
101-1400-43210	TELEPHONE	4,000.00	1,656.23	192.79	2,343.77	41.41
101-1400-43220	POSTAGE	2,500.00	2,018.20	0.00	481.80	80.73
101-1400-43510	LEGAL NOTICE PUBLICATION	800.00	555.85	220.57	244.15	69.48
101-1400-43600	CLEANING SERVICE	4,500.00	5,652.00	93.15	(1,152.00)	125.60
101-1400-43610	CLEANING SUPPLIES	500.00	0.00	0.00	500.00	0.00

User: ssaxe

PERIOD ENDING 09/30/2023

DB: Wyoming

GL NUMBER	DESCRIPTION	2023 AMENDED BUDGET	YTD BALANCE 09/30/2023	ACTIVITY FOR MONTH 09/30/2023	AVAILABLE BALANCE	% BDGT USED
Fund 101 - GENERAL FUND						
Expenditures						
101-1400-43630	GENERAL LIABILITY INSURANCE	3,970.00	29,224.30	0.00	(25,254.30)	736.13
101-1400-43800	UTILITIES-GAS/ELEC/SEWER/WATER	12,000.00	6,627.56	4.92	5,372.44	55.23
101-1400-43840	REFUSE	1,600.00	0.00	0.00	1,600.00	0.00
101-1400-44010	REPAIRS & MAINT. - BUILDINGS	5,000.00	1,162.90	0.00	3,837.10	23.26
101-1400-44180	UNIFORMS	500.00	365.72	145.40	134.28	73.14
101-1400-44290	REIMBURSEMENTS & REFUNDS	0.00	25.00	0.00	(25.00)	100.00
101-1400-44330	DUES & SUBSCRIPTIONS	18,000.00	19,904.91	9,230.99	(1,904.91)	110.58
101-1400-49500	CONTINGENCY (LGA)	0.00	0.00	0.00	0.00	0.00
Total Dept 1400 - CITY CLERK OFFICE		494,469.00	349,284.06	39,033.47	145,184.94	70.64
Dept 1410 - ELECTIONS						
101-1410-41000	SALARIES & WAGES	0.00	0.00	0.00	0.00	0.00
101-1410-41210	PERA	0.00	0.00	0.00	0.00	0.00
101-1410-41220	FICA	0.00	0.00	0.00	0.00	0.00
101-1410-42100	OPERATING SUPPLIES	0.00	0.00	0.00	0.00	0.00
101-1410-43310	TRAVEL EXPENSES	0.00	0.00	0.00	0.00	0.00
Total Dept 1410 - ELECTIONS		0.00	0.00	0.00	0.00	0.00
Dept 1500 - FINANCIAL ADMINISTRATION						
101-1500-41010	FULL TIME - REGULAR	33,230.00	24,375.07	2,555.97	8,854.93	73.35
101-1500-41020	FULL TIME - OVERTIME	0.00	0.00	0.00	0.00	0.00
101-1500-41210	PERA	2,490.00	1,828.15	191.70	661.85	73.42
101-1500-41220	FICA	2,540.00	1,519.71	156.47	1,020.29	59.83
101-1500-41300	EMPLOYER PAID IN (GENERAL)	12,060.00	8,073.50	1,000.25	3,986.50	66.94
101-1500-41310	LIFE INSURANCE	240.00	0.00	0.00	240.00	0.00
101-1500-41320	PCORI TAX	0.00	108.00	0.00	(108.00)	100.00
101-1500-41500	WORKER S COMP (GENERAL)	509.00	572.52	0.00	(63.52)	112.48
101-1500-42080	TRAINING AND INSTRUCTION	300.00	175.56	0.00	124.44	58.52
101-1500-43000	PROFESSIONAL SERVICE (GENERAL)	62,000.00	57,034.47	4,766.35	4,965.53	91.99
101-1500-43010	AUDITING AND ACCOUNTING	44,000.00	38,300.00	0.00	5,700.00	87.05
101-1500-43510	LEGAL NOTICE PUBLICATION	250.00	269.81	0.00	(19.81)	107.92
101-1500-44330	DUES & SUBSCRIPTIONS	0.00	2,233.00	0.00	(2,233.00)	100.00
101-1500-47140	TAX ABATEMENT	0.00	0.00	0.00	0.00	0.00
Total Dept 1500 - FINANCIAL ADMINISTRATION		157,619.00	134,489.79	8,670.74	23,129.21	85.33
Dept 1910 - PLANNING AND ZONING						
101-1910-41010	FULL TIME - REGULAR	31,060.00	22,777.21	2,388.87	8,282.79	73.33
101-1910-41210	PERA	2,330.00	1,708.32	179.18	621.68	73.32
101-1910-41220	FICA	2,380.00	1,467.73	152.37	912.27	61.67
101-1910-41300	EMPLOYER PAID IN (GENERAL)	8,790.00	4,844.12	600.16	3,945.88	55.11
101-1910-41310	LIFE INSURANCE	410.00	606.64	67.19	(196.64)	147.96
101-1910-41500	WORKER S COMP (GENERAL)	399.00	450.19	0.00	(51.19)	112.83
101-1910-42310	CONTRACTED SERVICES	4,500.00	1,102.38	159.00	3,397.62	24.50
101-1910-43030	ENGINEERING	1,500.00	1,235.25	0.00	264.75	82.35
101-1910-43040	ATTORNEY FEES	750.00	0.00	0.00	750.00	0.00
101-1910-43120	FEE (GOVERNMENT-STATE)	0.00	0.00	0.00	0.00	0.00
101-1910-43150	PLANNER (COMP PLAN)	3,000.00	0.00	0.00	3,000.00	0.00
101-1910-43510	LEGAL NOTICE PUBLICATION	250.00	0.00	0.00	250.00	0.00
101-1910-43540	OTHER PRINTING & BINDING	1,000.00	0.00	0.00	1,000.00	0.00

User: ssaxe

DB: Wyoming

PERIOD ENDING 09/30/2023

GL NUMBER	DESCRIPTION	2023 AMENDED BUDGET	YTD BALANCE 09/30/2023	ACTIVITY FOR MONTH 09/30/2023	AVAILABLE BALANCE	% BGDGT USED
Fund 101 - GENERAL FUND						
Expenditures						
Total Dept 1910 - PLANNING AND ZONING		56,369.00	34,191.84	3,546.77	22,177.16	60.66
Dept 2110 - POLICE DEPARTMENT						
101-2110-41010	FULL TIME - REGULAR	913,800.00	642,945.39	56,276.27	270,854.61	70.36
101-2110-41020	FULL TIME - OVERTIME	15,000.00	34,493.73	4,294.48	(19,493.73)	229.96
101-2110-41030	PART TIME EMPLOYEES REGULAR	0.00	2,300.76	365.20	(2,300.76)	100.00
101-2110-41040	POLICE O.T. - PARTTIME	0.00	0.00	0.00	0.00	0.00
101-2110-41050	NIGHT DIFFERENTIAL	3,290.00	1,030.86	87.73	2,259.14	31.33
101-2110-41060	POLICE O.T. - GRANT	8,000.00	733.34	884.69	7,266.66	9.17
101-2110-41070	POLICE O.T. - COURT	4,000.00	223.41	0.00	3,776.59	5.59
101-2110-41080	FIRE WAGES	0.00	0.00	0.00	0.00	0.00
101-2110-41090	OVERTIME-SPECIAL EVENT SECURITY	0.00	944.69	0.00	(944.69)	100.00
101-2110-41100	HOLIDAY	32,230.00	5,294.98	387.11	26,935.02	16.43
101-2110-41210	PERA	158,890.00	109,578.46	10,212.09	49,311.54	68.96
101-2110-41220	FICA	20,750.00	14,572.08	1,214.75	6,177.92	70.23
101-2110-41300	EMPLOYER PAID IN (GENERAL)	137,910.00	85,258.15	9,221.07	52,651.85	61.82
101-2110-41310	LIFE INSURANCE	6,060.00	6,287.54	623.17	(227.54)	103.75
101-2110-41400	UNEMPLOYMENT COMP (GENERAL)	0.00	0.00	0.00	0.00	0.00
101-2110-41500	WORKER S COMP (GENERAL)	83,254.00	89,168.77	0.00	(5,914.77)	107.10
101-2110-42000	SUPPLIES - OFFICE/COPY/COMPUTR	2,800.00	2,517.02	305.24	282.98	89.89
101-2110-42070	RECRUITMENT	0.00	0.00	0.00	0.00	0.00
101-2110-42080	TRAINING AND INSTRUCTION	28,590.00	11,147.81	495.00	17,442.19	38.99
101-2110-42100	OPERATING SUPPLIES	10,000.00	6,302.97	241.16	3,697.03	63.03
101-2110-42110	MEDICAL SUPPLIES AND EQUIPMENT	0.00	0.00	0.00	0.00	0.00
101-2110-42120	MOTOR FUELS	50,500.00	25,978.52	3,064.38	24,521.48	51.44
101-2110-42200	COMPLIANCE CHECKS	250.00	0.00	0.00	250.00	0.00
101-2110-42230	CRIME PREVENTION	4,000.00	1,003.94	0.00	2,996.06	25.10
101-2110-42240	MAINTENANCE CONTRACTS	34,110.00	1,140.12	265.94	32,969.88	3.34
101-2110-42300	SAFETY EQUIPMENT	0.00	139.88	0.00	(139.88)	100.00
101-2110-42310	CONTRACTED SERVICES	9,218.00	5,951.46	47.25	3,266.54	64.56
101-2110-42350	RESERVES	4,500.00	1,033.21	0.00	3,466.79	22.96
101-2110-43000	PROFESSIONAL SERVICE (GENERAL)	2,550.00	740.00	0.00	1,810.00	29.02
101-2110-43010	AUDITING AND ACCOUNTING	2,000.00	2,551.39	0.00	(551.39)	127.57
101-2110-43040	ATTORNEY FEES	2,000.00	2,126.25	332.50	(126.25)	106.31
101-2110-43200	COMMUNICATIONS (GENERAL)	28,500.00	14,172.54	1,136.63	14,327.46	49.73
101-2110-43210	TELEPHONE	3,500.00	3,657.04	406.21	(157.04)	104.49
101-2110-43220	POSTAGE	2,500.00	1,093.97	69.17	1,406.03	43.76
101-2110-43600	CLEANING SERVICE	3,600.00	3,236.20	114.04	363.80	89.89
101-2110-43630	GENERAL LIABILITY INSURANCE	38,970.00	47,954.84	0.00	(8,984.84)	123.06
101-2110-43700	INSPECTIONS	0.00	0.00	0.00	0.00	0.00
101-2110-43800	UTILITIES-GAS/ELEC/SEWER/WATER	15,000.00	8,692.90	471.13	6,307.10	57.95
101-2110-43840	REFUSE	100.00	0.00	0.00	100.00	0.00
101-2110-43900	VEHICLE MAINTENANCE	18,000.00	11,916.14	823.79	6,083.86	66.20
101-2110-43910	SPECIAL PROJECTS	4,995.00	5,000.00	0.00	(5.00)	100.10
101-2110-44010	REPAIRS & MAINT. - BUILDINGS	2,000.00	142.84	0.00	1,857.16	7.14
101-2110-44040	REPAIRS & MAINT. - EQUIPMENT	1,600.00	0.00	0.00	1,600.00	0.00
101-2110-44080	UNIFORMS	9,125.00	4,033.84	0.00	5,091.16	44.21
101-2110-44330	DUES & SUBSCRIPTIONS	1,720.00	5,843.40	1,119.50	(4,123.40)	339.73
101-2110-44350	WELLNESS	4,120.00	2,074.91	160.00	2,045.09	50.36
101-2110-44360	INVESTIGATIONS	3,500.00	2,003.71	174.34	1,496.29	57.25
101-2110-44370	COLLABORATIVE PARTNERSHIPS	5,500.00	5,840.46	0.00	(340.46)	106.19
101-2110-45800	OTHER EQUIPMENT	17,050.00	10,612.65	0.00	6,437.35	62.24
Total Dept 2110 - POLICE DEPARTMENT		1,693,489.00	1,179,740.17	92,792.84	513,741.83	69.66

User: ssaxe

PERIOD ENDING 09/30/2023

DB: Wyoming

GL NUMBER	DESCRIPTION	2023 AMENDED BUDGET	YTD BALANCE 09/30/2023	ACTIVITY FOR MONTH 09/30/2023	AVAILABLE BALANCE	% BGD USED
Fund 101 - GENERAL FUND						
Expenditures						
Dept 2200 - FIRE DEPARTMENT						
101-2200-41080	FIRE WAGES	196,820.00	142,112.38	15,732.87	54,707.62	72.20
101-2200-41210	PERA	12,760.00	7,445.09	935.38	5,314.91	58.35
101-2200-41220	FICA	11,000.00	7,770.86	872.78	3,229.14	70.64
101-2200-41240	FIRE PENSION CONTRIBUTIONS	56,000.00	0.00	0.00	56,000.00	0.00
101-2200-41300	EMPLOYER PAID IN (GENERAL)	17,820.00	6,160.15	409.91	11,659.85	34.57
101-2200-41310	LIFE INSURANCE	950.00	0.00	0.00	950.00	0.00
101-2200-41500	WORKER S COMP (GENERAL)	22,075.00	16,230.00	0.00	5,845.00	73.52
101-2200-42000	SUPPLIES - OFFICE/COPY/COMPUTR	800.00	0.00	0.00	800.00	0.00
101-2200-42070	RECRUITMENT	0.00	0.00	0.00	0.00	0.00
101-2200-42080	TRAINING AND INSTRUCTION	12,000.00	6,554.40	532.33	5,445.60	54.62
101-2200-42100	OPERATING SUPPLIES	8,000.00	4,563.41	369.53	3,436.59	57.04
101-2200-42110	MEDICAL SUPPLIES AND EQUIPMENT	0.00	0.00	0.00	0.00	0.00
101-2200-42120	MOTOR FUELS	12,000.00	4,969.05	456.23	7,030.95	41.41
101-2200-42200	COMPLIANCE CHECKS	0.00	0.00	0.00	0.00	0.00
101-2200-42230	CRIME PREVENTION	0.00	0.00	0.00	0.00	0.00
101-2200-42240	MAINTENANCE CONTRACTS	650.00	0.00	0.00	650.00	0.00
101-2200-42300	SAFETY EQUIPMENT	18,000.00	10,899.73	1,167.70	7,100.27	60.55
101-2200-42310	CONTRACTED SERVICES	8,850.00	4,009.00	0.00	4,841.00	45.30
101-2200-43000	PROFESSIONAL SERVICE (GENERAL)	4,500.00	469.00	427.00	4,031.00	10.42
101-2200-43010	AUDITING AND ACCOUNTING	500.00	0.00	0.00	500.00	0.00
101-2200-43040	ATTORNEY FEES	0.00	402.50	0.00	(402.50)	100.00
101-2200-43200	COMMUNICATIONS (GENERAL)	12,200.00	9,085.17	271.58	3,114.83	74.47
101-2200-43630	GENERAL LIABILITY INSURANCE	10,510.00	0.00	0.00	10,510.00	0.00
101-2200-43700	INSPECTIONS	12,000.00	3,393.40	0.00	8,606.60	28.28
101-2200-43900	VEHICLE MAINTENANCE	17,000.00	11,420.24	9.00	5,579.76	67.18
101-2200-43910	SPECIAL PROJECTS	0.00	0.00	0.00	0.00	0.00
101-2200-44010	REPAIRS & MAINT. - BUILDINGS	1,500.00	2,367.54	0.00	(867.54)	157.84
101-2200-44040	REPAIRS & MAINT. - EQUIPMENT	3,000.00	351.00	0.00	2,649.00	11.70
101-2200-44080	UNIFORMS	4,500.00	2,823.83	0.00	1,676.17	62.75
101-2200-44330	DUES & SUBSCRIPTIONS	800.00	0.00	0.00	800.00	0.00
101-2200-44350	WELLNESS	500.00	0.00	0.00	500.00	0.00
101-2200-44360	INVESTIGATIONS	0.00	0.00	0.00	0.00	0.00
101-2200-44370	COLLABORATIVE PARTNERSHIPS	0.00	0.00	0.00	0.00	0.00
101-2200-45800	OTHER EQUIPMENT	0.00	0.00	0.00	0.00	0.00
Total Dept 2200 - FIRE DEPARTMENT		444,735.00	241,026.75	21,184.31	203,708.25	54.20
Dept 2400 - BUILDING INSPECTION						
101-2400-41010	FULL TIME - REGULAR	157,290.00	95,162.67	10,680.04	62,127.33	60.50
101-2400-41210	PERA	11,800.00	6,869.11	799.52	4,930.89	58.21
101-2400-41220	FICA	12,030.00	6,268.67	756.62	5,761.33	52.11
101-2400-41300	EMPLOYER PAID IN (GENERAL)	22,980.00	15,799.53	2,220.27	7,180.47	68.75
101-2400-41310	LIFE INSURANCE	1,560.00	1,180.72	187.49	379.28	75.69
101-2400-41500	WORKER S COMP (GENERAL)	594.00	1,370.00	0.00	(776.00)	230.64
101-2400-42000	SUPPLIES - OFFICE/COPY/COMPUTR	6,100.00	83.02	48.83	6,016.98	1.36
101-2400-42050	SOFTWARE UPGRADES	1,000.00	0.00	0.00	1,000.00	0.00
101-2400-42080	TRAINING AND INSTRUCTION	7,000.00	6,104.04	0.00	895.96	87.20
101-2400-42100	OPERATING SUPPLIES	2,000.00	436.63	0.00	1,563.37	21.83
101-2400-42120	MOTOR FUELS	1,750.00	690.76	105.65	1,059.24	39.47
101-2400-42310	CONTRACTED SERVICES	2,000.00	0.00	0.00	2,000.00	0.00
101-2400-43030	ENGINEERING	250.00	0.00	0.00	250.00	0.00
101-2400-43040	ATTORNEY FEES	750.00	0.00	0.00	750.00	0.00
101-2400-43210	TELEPHONE	2,300.00	661.31	82.66	1,638.69	28.75
101-2400-43220	POSTAGE	800.00	245.09	0.00	554.91	30.64

User: ssaxe

PERIOD ENDING 09/30/2023

DB: Wyoming

GL NUMBER	DESCRIPTION	2023 AMENDED BUDGET	YTD BALANCE 09/30/2023	ACTIVITY FOR MONTH 09/30/2023	AVAILABLE BALANCE	% BDGT USED
Fund 101 - GENERAL FUND						
Expenditures						
101-2400-43310	TRAVEL EXPENSES	4,450.00	1,012.94	0.00	3,437.06	22.76
101-2400-43630	GENERAL LIABILITY INSURANCE	4,030.00	5,799.18	0.00	(1,769.18)	143.90
101-2400-43900	VEHICLE MAINTENANCE	4,000.00	3,997.53	0.00	2.47	99.94
101-2400-44180	UNIFORMS	900.00	533.55	533.55	366.45	59.28
101-2400-44330	DUES & SUBSCRIPTIONS	5,600.00	5,479.06	380.30	120.94	97.84
Total Dept 2400 - BUILDING INSPECTION		249,184.00	151,693.81	15,794.93	97,490.19	60.88
Dept 3100 - HWYS, STREETS, AND ROADS						
101-3100-41010	FULL TIME - REGULAR	309,620.00	228,522.25	24,284.76	81,097.75	73.81
101-3100-41020	FULL TIME - OVERTIME	14,000.00	5,027.82	926.09	8,972.18	35.91
101-3100-41030	PART TIME EMPLOYEES REGULAR	10,690.00	4,082.94	0.00	6,607.06	38.19
101-3100-41210	PERA	25,070.00	17,247.72	1,890.83	7,822.28	68.80
101-3100-41220	FICA	25,570.00	17,133.45	1,849.00	8,436.55	67.01
101-3100-41300	EMPLOYER PAID IN (GENERAL)	76,560.00	54,068.06	7,515.46	22,491.94	70.62
101-3100-41310	LIFE INSURANCE	2,540.00	2,569.27	284.38	(29.27)	101.15
101-3100-41500	WORKER S COMP (GENERAL)	26,966.00	39,940.48	0.00	(12,974.48)	148.11
101-3100-42000	SUPPLIES - OFFICE/COPY/COMPUTR	500.00	901.24	0.00	(401.24)	180.25
101-3100-42050	SOFTWARE UPGRADES	7,500.00	3,015.67	832.00	4,484.33	40.21
101-3100-42080	TRAINING AND INSTRUCTION	1,000.00	55.52	0.00	944.48	5.55
101-3100-42100	OPERATING SUPPLIES	2,500.00	2,864.28	211.10	(364.28)	114.57
101-3100-42120	MOTOR FUELS	21,250.00	14,492.31	937.74	6,757.69	68.20
101-3100-42130	CULVERTS	0.00	0.00	0.00	0.00	0.00
101-3100-42190	SEASONAL ACTIVITIES	0.00	0.00	0.00	0.00	0.00
101-3100-42250	LANDSCAPING MATERIALS	1,500.00	1,388.97	0.00	111.03	92.60
101-3100-42260	SIGN MATERIAL/REPLACEMENT	5,000.00	2,374.44	826.14	2,625.56	47.49
101-3100-42300	SAFETY EQUIPMENT	3,500.00	1,380.83	0.00	2,119.17	39.45
101-3100-42310	CONTRACTED SERVICES	7,500.00	7,750.14	606.70	(250.14)	103.34
101-3100-42400	SMALL TOOLS/MINOR EQUIPMENT	10,000.00	4,999.51	100.00	5,000.49	50.00
101-3100-42910	EQUIPMENT REPAIR	0.00	374.22	0.00	(374.22)	100.00
101-3100-43000	PROFESSIONAL SERVICE (GENERAL)	0.00	0.00	0.00	0.00	0.00
101-3100-43030	ENGINEERING	0.00	0.00	0.00	0.00	0.00
101-3100-43040	ATTORNEY FEES	0.00	0.00	0.00	0.00	0.00
101-3100-43060	PERSONNEL TESTING	1,200.00	619.00	79.00	581.00	51.58
101-3100-43090	HAZARDOUS WASTE DISPOSAL	0.00	0.00	0.00	0.00	0.00
101-3100-43120	FEE (GOVERNMENT-STATE)	0.00	0.00	0.00	0.00	0.00
101-3100-43210	TELEPHONE	350.00	585.63	66.49	(235.63)	167.32
101-3100-43520	GENERAL NOTICE PUBLICATION	2,700.00	0.00	0.00	2,700.00	0.00
101-3100-43630	GENERAL LIABILITY INSURANCE	16,860.00	18,200.10	0.00	(1,340.10)	107.95
101-3100-43800	UTILITIES-GAS/ELEC/SEWER/WATER	25,000.00	18,311.10	1,519.80	6,688.90	73.24
101-3100-43840	REFUSE	1,000.00	1,046.80	80.85	(46.80)	104.68
101-3100-43860	STREET LIGHTS	90,000.00	59,159.88	6,839.71	30,840.12	65.73
101-3100-43900	VEHICLE MAINTENANCE	0.00	0.00	0.00	0.00	0.00
101-3100-44010	REPAIRS & MAINT. - BUILDINGS	5,000.00	3,708.52	27.45	1,291.48	74.17
101-3100-44030	REP & MAIN. - OTHER THAN BLDGS	0.00	0.00	0.00	0.00	0.00
101-3100-44040	REPAIRS & MAINT. - EQUIPMENT	43,000.00	40,916.35	2,910.46	2,083.65	95.15
101-3100-44100	RENTALS (EQUIPMENT)	5,000.00	4,873.00	554.30	127.00	97.46
101-3100-44180	UNIFORMS	6,000.00	3,560.95	326.40	2,439.05	59.35
101-3100-44330	DUES & SUBSCRIPTIONS	500.00	1,954.86	0.00	(1,454.86)	390.97
101-3100-44400	SALT & SAND	35,523.00	33,101.51	0.00	2,421.49	93.18
101-3100-44410	STREET MAINT MATERIALS	45,000.00	97,538.68	11,304.66	(52,538.68)	216.75
Total Dept 3100 - HWYS, STREETS, AND ROADS		828,399.00	691,765.50	63,973.32	136,633.50	83.51

User: ssaxe

PERIOD ENDING 09/30/2023

DB: Wyoming

GL NUMBER	DESCRIPTION	2023 AMENDED BUDGET	YTD BALANCE 09/30/2023	ACTIVITY FOR MONTH 09/30/2023	AVAILABLE BALANCE	% BGDGT USED
Fund 101 - GENERAL FUND						
Expenditures						
Dept 3160 - Street Lighting						
101-3160-43800	UTILITIES-GAS/ELEC/SEWER/WATER	0.00	0.00	0.00	0.00	0.00
Total Dept 3160 - Street Lighting		0.00	0.00	0.00	0.00	0.00
Dept 5200 - PARKS						
101-5200-41010	FULL TIME - REGULAR	38,010.00	10,214.06	713.17	27,795.94	26.87
101-5200-41020	FULL TIME - OVERTIME	1,000.00	2,225.53	0.00	(1,225.53)	222.55
101-5200-41030	PART TIME EMPLOYEES REGULAR	18,190.00	7,083.87	0.00	11,106.13	38.94
101-5200-41210	PERA	3,730.00	907.29	53.48	2,822.71	24.32
101-5200-41220	FICA	4,380.00	962.16	52.27	3,417.84	21.97
101-5200-41300	EMPLOYER PAID IN (GENERAL)	8,920.00	3,330.79	220.99	5,589.21	37.34
101-5200-41310	LIFE INSURANCE	0.00	0.00	0.00	290.00	0.00
101-5200-41500	WORKER S COMP (GENERAL)	635.00	10,689.69	0.00	(10,054.69)	1,683.42
101-5200-42080	TRAINING AND INSTRUCTION	2,500.00	711.31	0.00	1,788.69	28.45
101-5200-42100	OPERATING SUPPLIES	1,000.00	787.68	128.36	212.32	78.77
101-5200-42120	MOTOR FUELS	2,500.00	507.24	42.42	1,992.76	20.29
101-5200-42190	SEASONAL ACTIVITIES	2,000.00	97.33	0.00	1,902.67	4.87
101-5200-42250	LANDSCAPING MATERIALS	1,500.00	1,671.48	0.00	(171.48)	111.43
101-5200-42310	CONTRACTED SERVICES	50,000.00	38,962.45	47.25	11,037.55	77.92
101-5200-42400	SMALL TOOLS/MINOR EQUIPMENT	2,500.00	2,833.38	0.00	(333.38)	113.34
101-5200-42600	TRAIL MAINTENANCE	2,500.00	2,827.47	2,800.00	(327.47)	113.10
101-5200-42910	EQUIPMENT REPAIR	0.00	0.00	0.00	0.00	0.00
101-5200-43210	TELEPHONE	0.00	0.00	0.00	0.00	0.00
101-5200-43520	GENERAL NOTICE PUBLICATION	0.00	0.00	0.00	0.00	0.00
101-5200-43630	GENERAL LIABILITY INSURANCE	6,410.00	12,706.17	0.00	(6,296.17)	198.22
101-5200-43800	UTILITIES-GAS/ELEC/SEWER/WATER	4,200.00	2,747.99	108.75	1,452.01	65.43
101-5200-43840	REFUSE	1,200.00	2,173.99	386.58	(973.99)	181.17
101-5200-43900	VEHICLE MAINTENANCE	0.00	0.00	0.00	0.00	0.00
101-5200-44010	REPAIRS & MAINT. - BUILDINGS	5,000.00	752.77	80.89	4,247.23	15.06
101-5200-44030	REP & MAIN. - OTHER THAN BLDGS	0.00	0.00	0.00	0.00	0.00
101-5200-44040	REPAIRS & MAINT. - EQUIPMENT	20,000.00	14,120.52	2,057.53	5,879.48	70.60
101-5200-44050	SATALITE RENTAL	6,500.00	7,264.31	1,120.00	(764.31)	111.76
101-5200-44180	UNIFORMS	0.00	0.00	0.00	0.00	0.00
101-5200-44760	TREE PLANTING	15,000.00	6,411.73	8,750.00	8,588.27	42.74
101-5200-49000	2004 CHEVY PICKUP	0.00	0.00	0.00	0.00	0.00
101-5200-49120	POLARIS RANGER	0.00	0.00	0.00	0.00	0.00
101-5200-49220	DUMPSTER TRAILER	0.00	0.00	0.00	0.00	0.00
Total Dept 5200 - PARKS		197,675.00	129,989.21	16,561.69	67,975.79	65.66
Dept 5500 - LIBRARY						
101-5500-41210	PERA	0.00	0.00	0.00	0.00	0.00
101-5500-41220	FICA	0.00	0.00	0.00	0.00	0.00
101-5500-41300	EMPLOYER PAID IN (GENERAL)	0.00	0.00	0.00	0.00	0.00
101-5500-42100	OPERATING SUPPLIES	0.00	0.00	0.00	0.00	0.00
101-5500-43600	CLEANING SERVICE	19,000.00	11,370.60	0.00	7,629.40	59.85
101-5500-43800	UTILITIES-GAS/ELEC/SEWER/WATER	19,000.00	20,515.72	1,925.27	(1,515.72)	107.98
101-5500-43840	REFUSE	150.00	132.00	16.50	18.00	88.00
101-5500-44010	REPAIRS & MAINT. - BUILDINGS	3,000.00	0.00	0.00	3,000.00	0.00
Total Dept 5500 - LIBRARY		41,150.00	32,018.32	1,941.77	9,131.68	77.81

REVENUE AND EXPENDITURE REPORT FOR CITY OF WYOMING  
 PERIOD ENDING 09/30/2023

GL NUMBER	DESCRIPTION	2023 AMENDED BUDGET	YTD BALANCE 09/30/2023	ACTIVITY FOR MONTH 09/30/2023	AVAILABLE BALANCE	% BDGT USED
Fund 101 - GENERAL FUND						
Expenditures						
Dept 9360 - TRANSFER OUT						
101-9360-47210	TRANSFER	0.00	0.00	0.00	0.00	0.00
Total Dept 9360 - TRANSFER OUT		0.00	0.00	0.00	0.00	0.00
TOTAL EXPENDITURES		4,196,726.00	2,965,736.98	265,865.22	1,231,279.02	70.66
Fund 101 - GENERAL FUND:						
TOTAL REVENUES		4,196,726.00	2,574,509.60	213,717.77	1,622,216.40	61.35
TOTAL EXPENDITURES		4,196,726.00	2,965,736.98	265,865.22	1,231,279.02	70.66
NET OF REVENUES & EXPENDITURES		(0.00)	(391,227.38)	(52,147.45)	390,937.38	4,905.99

REVENUE AND EXPENDITURE REPORT FOR CITY OF WYOMING  
 PERIOD ENDING 09/30/2023

GL NUMBER	DESCRIPTION	2023 AMENDED BUDGET	YTD BALANCE 09/30/2023	ACTIVITY FOR MONTH 09/30/2023	AVAILABLE BALANCE	% BDGT USED
Fund 201 - POLICE FORFEITURE						
Revenues						
Dept 0000						
201-0000-36200	MISCELLANEOUS REVENUES	0.00	0.00	0.00	0.00	0.00
201-0000-36210	INTEREST EARNINGS	444.00	383.15	6.38	60.85	86.30
201-0000-39400	PROCEEDS FROM SALE	10,000.00	72.49	0.00	9,927.51	0.72
Total Dept 0000		10,444.00	455.64	6.38	9,988.36	4.36
TOTAL REVENUES		10,444.00	455.64	6.38	9,988.36	4.36
Expenditures						
Dept 2110 - POLICE DEPARTMENT						
201-2110-42000	SUPPLIES - OFFICE/COPY/COMPUTR	0.00	0.00	0.00	0.00	0.00
201-2110-42100	OPERATING SUPPLIES	0.00	18.45	0.00	(18.45)	100.00
201-2110-42300	SAFETY EQUIPMENT	0.00	0.00	0.00	0.00	0.00
201-2110-43040	ATTORNEY FEES	0.00	0.00	0.00	0.00	0.00
201-2110-44290	REIMBURSEMENTS & REFUNDS	0.00	0.00	0.00	0.00	0.00
201-2110-45800	OTHER EQUIPMENT	540.00	0.00	0.00	540.00	0.00
201-2110-47210	TRANSFER	0.00	0.00	0.00	0.00	0.00
Total Dept 2110 - POLICE DEPARTMENT		540.00	18.45	0.00	521.55	3.42
TOTAL EXPENDITURES		540.00	18.45	0.00	521.55	3.42
Fund 201 - POLICE FORFEITURE:						
TOTAL REVENUES		10,444.00	455.64	6.38	9,988.36	4.36
TOTAL EXPENDITURES		540.00	18.45	0.00	521.55	3.42
NET OF REVENUES & EXPENDITURES		9,904.00	437.19	6.38	9,466.81	4.41

PERIOD ENDING 09/30/2023

GL NUMBER	DESCRIPTION	2023 AMENDED BUDGET	YTD BALANCE 09/30/2023	ACTIVITY FOR MONTH 09/30/2023	AVAILABLE BALANCE	% BDGT USED
Fund 202 - POLICE IMPOUNDS & TOWS						
Revenues						
Dept 0000						
202-0000-32220	FEES ETC.	9,738.00	6,866.75	250.00	2,871.25	70.51
202-0000-36210	INTEREST EARNINGS	276.00	486.80	8.14	(210.80)	176.38
202-0000-39400	PROCEEDS FROM SALE	6,814.00	1,094.50	0.00	5,719.50	16.06
Total Dept 0000		16,828.00	8,448.05	258.14	8,379.95	50.20
TOTAL REVENUES		16,828.00	8,448.05	258.14	8,379.95	50.20
Expenditures						
Dept 2110 - POLICE DEPARTMENT						
202-2110-42100	OPERATING SUPPLIES	0.00	0.00	0.00	0.00	0.00
202-2110-42310	CONTRACTED SERVICES	0.00	7,561.33	161.06	(7,561.33)	100.00
202-2110-43000	PROFESSIONAL SERVICE (GENERAL)	0.00	0.00	0.00	0.00	0.00
202-2110-45800	OTHER EQUIPMENT	8,847.00	0.00	0.00	8,847.00	0.00
202-2110-47210	TRANSFER	0.00	0.00	0.00	0.00	0.00
Total Dept 2110 - POLICE DEPARTMENT		8,847.00	7,561.33	161.06	1,285.67	85.47
TOTAL EXPENDITURES		8,847.00	7,561.33	161.06	1,285.67	85.47
Fund 202 - POLICE IMPOUNDS & TOWS:						
TOTAL REVENUES		16,828.00	8,448.05	258.14	8,379.95	50.20
TOTAL EXPENDITURES		8,847.00	7,561.33	161.06	1,285.67	85.47
NET OF REVENUES & EXPENDITURES		7,981.00	886.72	97.08	7,094.28	11.11

REVENUE AND EXPENDITURE REPORT FOR CITY OF WYOMING  
 PERIOD ENDING 09/30/2023

GL NUMBER	DESCRIPTION	2023 AMENDED BUDGET	YTD BALANCE 09/30/2023	ACTIVITY FOR MONTH 09/30/2023	AVAILABLE BALANCE	% BDGT USED
Fund 205 - POLICE DEPARTMENT DONATIONS						
Revenues						
Dept 0000						
205-0000-34220	POLICE DEPARTMENT	0.00	1,500.00	0.00	(1,500.00)	100.00
205-0000-36210	INTEREST EARNINGS	0.00	147.05	2.57	(147.05)	100.00
Total Dept 0000		0.00	1,647.05	2.57	(1,647.05)	100.00
TOTAL REVENUES		0.00	1,647.05	2.57	(1,647.05)	100.00
Expenditures						
Dept 2110 - POLICE DEPARTMENT						
205-2110-42100	OPERATING SUPPLIES	0.00	103.16	0.00	(103.16)	100.00
205-2110-42230	CRIME PREVENTION	0.00	0.00	0.00	0.00	0.00
205-2110-45800	OTHER EQUIPMENT	0.00	0.00	0.00	0.00	0.00
205-2110-47210	TRANSFER	0.00	0.00	0.00	0.00	0.00
Total Dept 2110 - POLICE DEPARTMENT		0.00	103.16	0.00	(103.16)	100.00
TOTAL EXPENDITURES		0.00	103.16	0.00	(103.16)	100.00
Fund 205 - POLICE DEPARTMENT DONATIONS:						
TOTAL REVENUES		0.00	1,647.05	2.57	(1,647.05)	100.00
TOTAL EXPENDITURES		0.00	103.16	0.00	(103.16)	100.00
NET OF REVENUES & EXPENDITURES		0.00	1,543.89	2.57	(1,543.89)	100.00

PERIOD ENDING 09/30/2023

GL NUMBER	DESCRIPTION	2023 AMENDED BUDGET	YTD BALANCE 09/30/2023	ACTIVITY FOR MONTH 09/30/2023	AVAILABLE BALANCE	% BDGT USED
Fund 206 - ADMINISTRATIVE FINE						
Revenues						
Dept 0000						
206-0000-32220	FEES ETC.	0.00	2,940.00	480.00	(2,940.00)	100.00
206-0000-36210	INTEREST EARNINGS	0.00	37.96	1.09	(37.96)	100.00
Total Dept 0000		0.00	2,977.96	481.09	(2,977.96)	100.00
TOTAL REVENUES		0.00	2,977.96	481.09	(2,977.96)	100.00
Expenditures						
Dept 2110 - POLICE DEPARTMENT						
206-2110-42100	OPERATING SUPPLIES	0.00	0.00	0.00	0.00	0.00
206-2110-47210	TRANSFER	0.00	0.00	0.00	0.00	0.00
Total Dept 2110 - POLICE DEPARTMENT		0.00	0.00	0.00	0.00	0.00
TOTAL EXPENDITURES		0.00	0.00	0.00	0.00	0.00
Fund 206 - ADMINISTRATIVE FINE:						
TOTAL REVENUES		0.00	2,977.96	481.09	(2,977.96)	100.00
TOTAL EXPENDITURES		0.00	0.00	0.00	0.00	0.00
NET OF REVENUES & EXPENDITURES		0.00	2,977.96	481.09	(2,977.96)	100.00

REVENUE AND EXPENDITURE REPORT FOR CITY OF WYOMING  
 PERIOD ENDING 09/30/2023

GL NUMBER	DESCRIPTION	2023 AMENDED BUDGET	YTD BALANCE 09/30/2023	ACTIVITY FOR MONTH 09/30/2023	AVAILABLE BALANCE	% BDGT USED
Fund 207 - ORDINANCE VIOLATION						
Revenues						
Dept 0000						
207-0000-32220	FEES ETC.	0.00	370.00	60.00	(370.00)	100.00
207-0000-36210	INTEREST EARNINGS	0.00	464.46	7.91	(464.46)	100.00
Total Dept 0000		0.00	834.46	67.91	(834.46)	100.00
TOTAL REVENUES		0.00	834.46	67.91	(834.46)	100.00
Expenditures						
Dept 2110 - POLICE DEPARTMENT						
207-2110-42100	OPERATING SUPPLIES	0.00	0.00	0.00	0.00	0.00
207-2110-47210	TRANSFER	0.00	0.00	0.00	0.00	0.00
Total Dept 2110 - POLICE DEPARTMENT		0.00	0.00	0.00	0.00	0.00
TOTAL EXPENDITURES		0.00	0.00	0.00	0.00	0.00
Fund 207 - ORDINANCE VIOLATION:						
TOTAL REVENUES		0.00	834.46	67.91	(834.46)	100.00
TOTAL EXPENDITURES		0.00	0.00	0.00	0.00	0.00
NET OF REVENUES & EXPENDITURES		0.00	834.46	67.91	(834.46)	100.00

REVENUE AND EXPENDITURE REPORT FOR CITY OF WYOMING  
 PERIOD ENDING 09/30/2023

GL NUMBER	DESCRIPTION	2023 AMENDED BUDGET	YTD BALANCE 09/30/2023	ACTIVITY FOR MONTH 09/30/2023	AVAILABLE BALANCE	% BDGT USED
Fund 208 - SUPPLEMENTAL POLICE FUND						
Revenues						
Dept 0000						
208-0000-32220	FEES ETC.	0.00	645.00	0.00	(645.00)	100.00
208-0000-36210	INTEREST EARNINGS	0.00	200.29	2.59	(200.29)	100.00
208-0000-39203	TRANSFER FROM OTHER FUND	0.00	0.00	0.00	0.00	0.00
Total Dept 0000		0.00	845.29	2.59	(845.29)	100.00
TOTAL REVENUES		0.00	845.29	2.59	(845.29)	100.00
Expenditures						
Dept 2110 - POLICE DEPARTMENT						
208-2110-42000	SUPPLIES - OFFICE/COPY/COMPUTR	0.00	0.00	0.00	0.00	0.00
208-2110-42230	CRIME PREVENTION	0.00	0.00	0.00	0.00	0.00
208-2110-42310	CONTRACTED SERVICES	0.00	3,000.00	0.00	(3,000.00)	100.00
208-2110-44290	REIMBURSEMENTS & REFUNDS	0.00	0.00	0.00	0.00	0.00
208-2110-45800	OTHER EQUIPMENT	0.00	1,148.39	0.00	(1,148.39)	100.00
Total Dept 2110 - POLICE DEPARTMENT		0.00	4,148.39	0.00	(4,148.39)	100.00
TOTAL EXPENDITURES		0.00	4,148.39	0.00	(4,148.39)	100.00
Fund 208 - SUPPLEMENTAL POLICE FUND:						
TOTAL REVENUES		0.00	845.29	2.59	(845.29)	100.00
TOTAL EXPENDITURES		0.00	4,148.39	0.00	(4,148.39)	100.00
NET OF REVENUES & EXPENDITURES		0.00	(3,303.10)	2.59	3,303.10	100.00

PERIOD ENDING 09/30/2023

GL NUMBER	DESCRIPTION	2023 AMENDED BUDGET	YTD BALANCE 09/30/2023	ACTIVITY FOR MONTH 09/30/2023	AVAILABLE BALANCE	% BGDGT USED
Fund 280 - EDA						
Revenues						
Dept 0000						
280-0000-31000	GENERAL PROPERTY TAXES	10,000.00	5,000.00	0.00	5,000.00	50.00
280-0000-33400	STATE GRANTS AND AIDS	0.00	0.00	0.00	0.00	0.00
280-0000-34125	DONATIONS	0.00	0.00	0.00	0.00	0.00
280-0000-36200	MISCELLANEOUS REVENUES	0.00	11,000.00	0.00	(11,000.00)	100.00
280-0000-36210	INTEREST EARNINGS	0.00	3,963.21	66.66	(3,963.21)	100.00
280-0000-39203	TRANSFER FROM OTHER FUND	0.00	0.00	0.00	0.00	0.00
280-0000-39400	PROCEEDS FROM SALE	0.00	0.00	0.00	0.00	0.00
Total Dept 0000		10,000.00	19,963.21	66.66	(9,963.21)	199.63
TOTAL REVENUES		10,000.00	19,963.21	66.66	(9,963.21)	199.63
Expenditures						
Dept 1000 - GENERAL GOVERNMENT						
280-1000-43000	PROFESSIONAL SERVICE (GENERAL)	0.00	14,807.72	6,091.51	(14,807.72)	100.00
280-1000-43030	ENGINEERING	0.00	0.00	0.00	0.00	0.00
280-1000-43040	ATTORNEY FEES	0.00	0.00	0.00	0.00	0.00
280-1000-45150	LAND TAXES	0.00	0.00	0.00	0.00	0.00
280-1000-46010	DEBT SRV BOND PRINCIPAL	24,521.00	0.00	0.00	24,521.00	0.00
280-1000-46110	BOND INTEREST	6,908.00	0.00	0.00	6,908.00	0.00
Total Dept 1000 - GENERAL GOVERNMENT		31,429.00	14,807.72	6,091.51	16,621.28	47.11
Dept 1330 - BOARDS AND COMMISSIONS						
280-1330-41000	SALARIES & WAGES	0.00	150.00	30.00	(150.00)	100.00
280-1330-41220	FICA	0.00	11.48	2.29	(11.48)	100.00
280-1330-42080	TRAINING AND INSTRUCTION	0.00	0.00	0.00	0.00	0.00
Total Dept 1330 - BOARDS AND COMMISSIONS		0.00	161.48	32.29	(161.48)	100.00
Dept 1500 - FINANCIAL ADMINISTRATION						
280-1500-43000	PROFESSIONAL SERVICE (GENERAL)	0.00	0.00	0.00	0.00	0.00
Total Dept 1500 - FINANCIAL ADMINISTRATION		0.00	0.00	0.00	0.00	0.00
TOTAL EXPENDITURES		31,429.00	14,969.20	6,123.80	16,459.80	47.63
Fund 280 - EDA:						
TOTAL REVENUES		10,000.00	19,963.21	66.66	(9,963.21)	199.63
TOTAL EXPENDITURES		31,429.00	14,969.20	6,123.80	16,459.80	47.63
NET OF REVENUES & EXPENDITURES		(21,429.00)	4,994.01	(6,057.14)	(26,423.01)	23.30

REVENUE AND EXPENDITURE REPORT FOR CITY OF WYOMING  
 PERIOD ENDING 09/30/2023

GL NUMBER	DESCRIPTION	2023 AMENDED BUDGET	YTD BALANCE 09/30/2023	ACTIVITY FOR MONTH 09/30/2023	AVAILABLE BALANCE	% BDGT USED
Fund 285 - XCCENT						
Revenues						
Dept 0000						
285-0000-36210	INTEREST EARNINGS	0.00	452.52	7.65	(452.52)	100.00
285-0000-36505	REVOLVING LOANS RETAINED	0.00	0.00	0.00	0.00	0.00
285-0000-39999	PRIOR PERIOD ADJUSTMENTS	0.00	0.00	0.00	0.00	0.00
Total Dept 0000		0.00	452.52	7.65	(452.52)	100.00
TOTAL REVENUES		0.00	452.52	7.65	(452.52)	100.00
Expenditures						
Dept 1000 - GENERAL GOVERNMENT						
285-1000-43040	ATTORNEY FEES	0.00	0.00	0.00	0.00	0.00
Total Dept 1000 - GENERAL GOVERNMENT		0.00	0.00	0.00	0.00	0.00
Dept 6500 - ECONOMIC DEVELOPMENT						
285-6500-44040	REPAIRS & MAINT. - EQUIPMENT	0.00	0.00	0.00	0.00	0.00
285-6500-44060	LOAN DISBURSEMENTS	0.00	0.00	0.00	0.00	0.00
Total Dept 6500 - ECONOMIC DEVELOPMENT		0.00	0.00	0.00	0.00	0.00
TOTAL EXPENDITURES		0.00	0.00	0.00	0.00	0.00
Fund 285 - XCCENT:						
TOTAL REVENUES		0.00	452.52	7.65	(452.52)	100.00
TOTAL EXPENDITURES		0.00	0.00	0.00	0.00	0.00
NET OF REVENUES & EXPENDITURES		0.00	452.52	7.65	(452.52)	100.00

PERIOD ENDING 09/30/2023

GL NUMBER	DESCRIPTION	2023 AMENDED BUDGET	YTD BALANCE 09/30/2023	ACTIVITY FOR MONTH 09/30/2023	AVAILABLE BALANCE	% BDGT USED
Fund 331 - 2007A GO BONDS						
Revenues						
Dept 0000						
331-0000-31000	GENERAL PROPERTY TAXES	0.00	0.00	0.00	0.00	0.00
331-0000-36100	SPECIAL ASSESSMENTS	0.00	0.00	0.00	0.00	0.00
331-0000-36210	INTEREST EARNINGS	0.00	0.00	0.00	0.00	0.00
331-0000-39203	TRANSFER FROM OTHER FUND	0.00	0.00	0.00	0.00	0.00
Total Dept 0000		0.00	0.00	0.00	0.00	0.00
TOTAL REVENUES		0.00	0.00	0.00	0.00	0.00
Expenditures						
Dept 7000 - DEBT SERVICE						
331-7000-46010	DEBT SRV BOND PRINCIPAL	0.00	0.00	0.00	0.00	0.00
331-7000-46110	BOND INTEREST	0.00	0.00	0.00	0.00	0.00
Total Dept 7000 - DEBT SERVICE		0.00	0.00	0.00	0.00	0.00
TOTAL EXPENDITURES		0.00	0.00	0.00	0.00	0.00
Fund 331 - 2007A GO BONDS:						
TOTAL REVENUES		0.00	0.00	0.00	0.00	0.00
TOTAL EXPENDITURES		0.00	0.00	0.00	0.00	0.00
NET OF REVENUES & EXPENDITURES		0.00	0.00	0.00	0.00	0.00

PERIOD ENDING 09/30/2023

GL NUMBER	DESCRIPTION	2023 AMENDED BUDGET	YTD BALANCE 09/30/2023	ACTIVITY FOR MONTH 09/30/2023	AVAILABLE BALANCE	% BDGT USED
Fund 333 - 2006A GO BONDS						
Revenues						
Dept 0000						
333-0000-31000	GENERAL PROPERTY TAXES	0.00	0.00	0.00	0.00	0.00
333-0000-36100	SPECIAL ASSESSMENTS	0.00	0.00	0.00	0.00	0.00
333-0000-36210	INTEREST EARNINGS	0.00	0.00	0.00	0.00	0.00
Total Dept 0000		0.00	0.00	0.00	0.00	0.00
TOTAL REVENUES		0.00	0.00	0.00	0.00	0.00
Expenditures						
Dept 7000 - DEBT SERVICE						
333-7000-46010	DEBT SRV BOND PRINCIPAL	0.00	0.00	0.00	0.00	0.00
333-7000-46110	BOND INTEREST	0.00	0.00	0.00	0.00	0.00
333-7000-47210	TRANSFER	0.00	0.00	0.00	0.00	0.00
Total Dept 7000 - DEBT SERVICE		0.00	0.00	0.00	0.00	0.00
TOTAL EXPENDITURES		0.00	0.00	0.00	0.00	0.00
Fund 333 - 2006A GO BONDS:						
TOTAL REVENUES		0.00	0.00	0.00	0.00	0.00
TOTAL EXPENDITURES		0.00	0.00	0.00	0.00	0.00
NET OF REVENUES & EXPENDITURES		0.00	0.00	0.00	0.00	0.00

REVENUE AND EXPENDITURE REPORT FOR CITY OF WYOMING  
 PERIOD ENDING 09/30/2023

GL NUMBER	DESCRIPTION	2023 AMENDED BUDGET	YTD BALANCE 09/30/2023	ACTIVITY FOR MONTH 09/30/2023	AVAILABLE BALANCE	% BDGT USED
Fund 335 - 2001A GO Improvement Bonds						
Revenues						
Dept 0000						
335-0000-36100	SPECIAL ASSESSMENTS	0.00	0.00	0.00	0.00	0.00
Total Dept 0000		0.00	0.00	0.00	0.00	0.00
TOTAL REVENUES		0.00	0.00	0.00	0.00	0.00
Fund 335 - 2001A GO Improvement Bonds:						
TOTAL REVENUES		0.00	0.00	0.00	0.00	0.00
TOTAL EXPENDITURES		0.00	0.00	0.00	0.00	0.00
NET OF REVENUES & EXPENDITURES		0.00	0.00	0.00	0.00	0.00

REVENUE AND EXPENDITURE REPORT FOR CITY OF WYOMING  
 PERIOD ENDING 09/30/2023

GL NUMBER	DESCRIPTION	2023 AMENDED BUDGET	YTD BALANCE 09/30/2023	ACTIVITY FOR MONTH 09/30/2023	AVAILABLE BALANCE	% BDGT USED
Fund 336 - 2004A GO BONDS						
Revenues						
Dept 0000						
336-0000-36100	SPECIAL ASSESSMENTS	0.00	0.00	0.00	0.00	0.00
336-0000-36210	INTEREST EARNINGS	0.00	0.00	0.00	0.00	0.00
Total Dept 0000		0.00	0.00	0.00	0.00	0.00
TOTAL REVENUES		0.00	0.00	0.00	0.00	0.00
Expenditures						
Dept 1000 - GENERAL GOVERNMENT						
336-1000-47210	TRANSFER	0.00	0.00	0.00	0.00	0.00
Total Dept 1000 - GENERAL GOVERNMENT		0.00	0.00	0.00	0.00	0.00
Dept 7000 - DEBT SERVICE						
336-7000-46010	DEBT SRV BOND PRINCIPAL	0.00	0.00	0.00	0.00	0.00
336-7000-46110	BOND INTEREST	0.00	0.00	0.00	0.00	0.00
Total Dept 7000 - DEBT SERVICE		0.00	0.00	0.00	0.00	0.00
TOTAL EXPENDITURES		0.00	0.00	0.00	0.00	0.00
Fund 336 - 2004A GO BONDS:						
TOTAL REVENUES		0.00	0.00	0.00	0.00	0.00
TOTAL EXPENDITURES		0.00	0.00	0.00	0.00	0.00
NET OF REVENUES & EXPENDITURES		0.00	0.00	0.00	0.00	0.00

PERIOD ENDING 09/30/2023

GL NUMBER	DESCRIPTION	2023 AMENDED BUDGET	YTD BALANCE 09/30/2023	ACTIVITY FOR MONTH 09/30/2023	AVAILABLE BALANCE	% BDGT USED
Fund 337 - 2009A GO BONDS						
Revenues						
Dept 0000						
337-0000-31000	GENERAL PROPERTY TAXES	215,000.00	107,500.00	0.00	107,500.00	50.00
337-0000-33160	FEDERAL GRANT FUNDS	0.00	9,041.99	0.00	(9,041.99)	100.00
337-0000-36100	SPECIAL ASSESSMENTS	0.00	20,569.97	0.00	(20,569.97)	100.00
337-0000-36210	INTEREST EARNINGS	0.00	9,512.38	189.50	(9,512.38)	100.00
Total Dept 0000		215,000.00	146,624.34	189.50	68,375.66	68.20
TOTAL REVENUES		215,000.00	146,624.34	189.50	68,375.66	68.20
Expenditures						
Dept 1000 - GENERAL GOVERNMENT						
337-1000-47210	TRANSFER	0.00	0.00	0.00	0.00	0.00
Total Dept 1000 - GENERAL GOVERNMENT		0.00	0.00	0.00	0.00	0.00
Dept 7000 - DEBT SERVICE						
337-7000-43000	PROFESSIONAL SERVICE (GENERAL)	0.00	0.00	0.00	0.00	0.00
337-7000-46010	DEBT SRV BOND PRINCIPAL	320,000.00	320,000.00	0.00	0.00	100.00
337-7000-46110	BOND INTEREST	45,820.00	45,820.00	0.00	0.00	100.00
337-7000-46200	FISCAL AGENT FEES	0.00	375.00	375.00	(375.00)	100.00
Total Dept 7000 - DEBT SERVICE		365,820.00	366,195.00	375.00	(375.00)	100.10
TOTAL EXPENDITURES		365,820.00	366,195.00	375.00	(375.00)	100.10
Fund 337 - 2009A GO BONDS:						
TOTAL REVENUES		215,000.00	146,624.34	189.50	68,375.66	68.20
TOTAL EXPENDITURES		365,820.00	366,195.00	375.00	(375.00)	100.10
NET OF REVENUES & EXPENDITURES		(150,820.00)	(219,570.66)	(185.50)	68,750.66	145.58

PERIOD ENDING 09/30/2023

GL NUMBER	DESCRIPTION	2023 AMENDED BUDGET	YTD BALANCE 09/30/2023	ACTIVITY FOR MONTH 09/30/2023	AVAILABLE BALANCE	% BDGT USED
Fund 338 - 2015A GO BONDS						
Revenues						
Dept 0000						
338-0000-31000	GENERAL PROPERTY TAXES	250,000.00	125,000.00	0.00	125,000.00	50.00
338-0000-36100	SPECIAL ASSESSMENTS	0.00	32,769.74	0.00	(32,769.74)	100.00
338-0000-36210	INTEREST EARNINGS	0.00	7,103.65	156.32	(7,103.65)	100.00
338-0000-39300	BOND PROCEEDS	0.00	0.00	0.00	0.00	0.00
Total Dept 0000		250,000.00	164,873.39	156.32	85,126.61	65.95
TOTAL REVENUES		250,000.00	164,873.39	156.32	85,126.61	65.95
Expenditures						
Dept 7000 - DEBT SERVICE						
338-7000-43040	ATTORNEY FEES	0.00	0.00	0.00	0.00	0.00
338-7000-46010	DEBT SRV BOND PRINCIPAL	335,000.00	335,000.00	0.00	0.00	100.00
338-7000-46110	BOND INTEREST	37,275.00	37,275.00	0.00	0.00	100.00
338-7000-46200	FISCAL AGENT FEES	0.00	550.00	0.00	(550.00)	100.00
Total Dept 7000 - DEBT SERVICE		372,275.00	372,825.00	0.00	(550.00)	100.15
TOTAL EXPENDITURES		372,275.00	372,825.00	0.00	(550.00)	100.15
Fund 338 - 2015A GO BONDS:						
TOTAL REVENUES		250,000.00	164,873.39	156.32	85,126.61	65.95
TOTAL EXPENDITURES		372,275.00	372,825.00	0.00	(550.00)	100.15
NET OF REVENUES & EXPENDITURES		(122,275.00)	(207,951.61)	156.32	85,676.61	170.07

REVENUE AND EXPENDITURE REPORT FOR CITY OF WYOMING  
 PERIOD ENDING 09/30/2023

GL NUMBER	DESCRIPTION	2023 AMENDED BUDGET	YTD BALANCE 09/30/2023	ACTIVITY FOR MONTH 09/30/2023	AVAILABLE BALANCE	% BDGT USED
Fund 339 - 2016A GO BONDS						
Revenues						
Dept 0000						
339-0000-31000	GENERAL PROPERTY TAXES	127,967.00	63,983.50	0.00	63,983.50	50.00
339-0000-36100	SPECIAL ASSESSMENTS	0.00	0.00	0.00	0.00	0.00
339-0000-36210	INTEREST EARNINGS	0.00	1,581.65	41.39	(1,581.65)	100.00
339-0000-39203	TRANSFER FROM OTHER FUND	0.00	0.00	0.00	0.00	0.00
Total Dept 0000		127,967.00	65,565.15	41.39	62,401.85	51.24
TOTAL REVENUES		127,967.00	65,565.15	41.39	62,401.85	51.24
Expenditures						
Dept 7000 - DEBT SERVICE						
339-7000-46010	DEBT SRV BOND PRINCIPAL	110,000.00	110,000.00	0.00	0.00	100.00
339-7000-46110	BOND INTEREST	8,480.00	8,480.00	0.00	0.00	100.00
339-7000-46200	FISCAL AGENT FEES	0.00	0.00	0.00	0.00	0.00
Total Dept 7000 - DEBT SERVICE		118,480.00	118,480.00	0.00	0.00	100.00
TOTAL EXPENDITURES		118,480.00	118,480.00	0.00	0.00	100.00
Fund 339 - 2016A GO BONDS:						
TOTAL REVENUES		127,967.00	65,565.15	41.39	62,401.85	51.24
TOTAL EXPENDITURES		118,480.00	118,480.00	0.00	0.00	100.00
NET OF REVENUES & EXPENDITURES		9,487.00	(52,914.85)	41.39	62,401.85	557.76

REVENUE AND EXPENDITURE REPORT FOR CITY OF WYOMING  
 PERIOD ENDING 09/30/2023

GL NUMBER	DESCRIPTION	2023 AMENDED BUDGET	YTD BALANCE 09/30/2023	ACTIVITY FOR MONTH 09/30/2023	AVAILABLE BALANCE	% BDGT USED
Fund 340 - 2018A GO BOND						
Revenues						
Dept 0000						
340-0000-31000	GENERAL PROPERTY TAXES	101,862.00	50,931.00	0.00	50,931.00	50.00
340-0000-36100	SPECIAL ASSESSMENTS	0.00	9,243.71	0.00	(9,243.71)	100.00
340-0000-36210	INTEREST EARNINGS	0.00	540.77	21.76	(540.77)	100.00
340-0000-39203	TRANSFER FROM OTHER FUND	0.00	0.00	0.00	0.00	0.00
Total Dept 0000		101,862.00	60,715.48	21.76	41,146.52	59.61
TOTAL REVENUES		101,862.00	60,715.48	21.76	41,146.52	59.61
Expenditures						
Dept 7000 - DEBT SERVICE						
340-7000-46010	DEBT SRV BOND PRINCIPAL	85,000.00	85,000.00	0.00	0.00	100.00
340-7000-46110	BOND INTEREST	36,969.00	36,968.76	0.00	0.24	100.00
340-7000-46200	FISCAL AGENT FEES	0.00	550.00	0.00	(550.00)	100.00
Total Dept 7000 - DEBT SERVICE		121,969.00	122,518.76	0.00	(549.76)	100.45
TOTAL EXPENDITURES		121,969.00	122,518.76	0.00	(549.76)	100.45
Fund 340 - 2018A GO BOND:						
TOTAL REVENUES		101,862.00	60,715.48	21.76	41,146.52	59.61
TOTAL EXPENDITURES		121,969.00	122,518.76	0.00	(549.76)	100.45
NET OF REVENUES & EXPENDITURES		(20,107.00)	(61,803.28)	21.76	41,696.28	307.37

PERIOD ENDING 09/30/2023

GL NUMBER	DESCRIPTION	2023 AMENDED BUDGET	YTD BALANCE 09/30/2023	ACTIVITY FOR MONTH 09/30/2023	AVAILABLE BALANCE	% BDGT USED
Fund 341 - 2020A GO BONDS						
Revenues						
Dept 0000						
341-0000-31000	GENERAL PROPERTY TAXES	223,061.00	111,530.50	0.00	111,530.50	50.00
341-0000-36100	SPECIAL ASSESSMENTS	0.00	21,631.82	0.00	(21,631.82)	100.00
341-0000-36210	INTEREST EARNINGS	0.00	4,836.54	143.13	(4,836.54)	100.00
341-0000-39203	TRANSFER FROM OTHER FUND	0.00	0.00	0.00	0.00	0.00
Total Dept 0000		223,061.00	137,998.86	143.13	85,062.14	61.87
TOTAL REVENUES		223,061.00	137,998.86	143.13	85,062.14	61.87
Expenditures						
Dept 7000 - DEBT SERVICE						
341-7000-46010	DEBT SRV BOND PRINCIPAL	205,000.00	205,000.00	0.00	0.00	100.00
341-7000-46110	BOND INTEREST	63,750.00	63,750.00	0.00	0.00	100.00
341-7000-46200	FISCAL AGENT FEES	0.00	500.00	0.00	(500.00)	100.00
Total Dept 7000 - DEBT SERVICE		268,750.00	269,250.00	0.00	(500.00)	100.19
TOTAL EXPENDITURES		268,750.00	269,250.00	0.00	(500.00)	100.19
Fund 341 - 2020A GO BONDS:						
TOTAL REVENUES		223,061.00	137,998.86	143.13	85,062.14	61.87
TOTAL EXPENDITURES		268,750.00	269,250.00	0.00	(500.00)	100.19
NET OF REVENUES & EXPENDITURES		(45,689.00)	(131,251.14)	143.13	85,562.14	287.27

PERIOD ENDING 09/30/2023

GL NUMBER	DESCRIPTION	2023 AMENDED BUDGET	YTD BALANCE 09/30/2023	ACTIVITY FOR MONTH 09/30/2023	AVAILABLE BALANCE	% BDGT USED
Fund 370 - 1999C/1999D TIF						
Revenues						
Dept 0000						
370-0000-31000	GENERAL PROPERTY TAXES	0.00	0.00	0.00	0.00	0.00
370-0000-31050	TAX INCREMENTS	0.00	15,568.31	0.00	(15,568.31)	100.00
370-0000-36210	INTEREST EARNINGS	0.00	150.91	2.19	(150.91)	100.00
370-0000-39203	TRANSFER FROM OTHER FUND	0.00	0.00	0.00	0.00	0.00
Total Dept 0000		0.00	15,719.22	2.19	(15,719.22)	100.00
TOTAL REVENUES		0.00	15,719.22	2.19	(15,719.22)	100.00
Expenditures						
Dept 1000 - GENERAL GOVERNMENT						
370-1000-43040	ATTORNEY FEES	0.00	0.00	0.00	0.00	0.00
370-1000-46200	FISCAL AGENT FEES	0.00	0.00	0.00	0.00	0.00
370-1000-47150	TAX INCREMENT	0.00	8,775.86	0.00	(8,775.86)	100.00
370-1000-47220	INTERFUND INTEREST EXPENSE	0.00	0.00	0.00	0.00	0.00
Total Dept 1000 - GENERAL GOVERNMENT		0.00	8,775.86	0.00	(8,775.86)	100.00
Dept 7000 - DEBT SERVICE						
370-7000-46010	DEBT SRV BOND PRINCIPAL	0.00	0.00	0.00	0.00	0.00
370-7000-46110	BOND INTEREST	0.00	0.00	0.00	0.00	0.00
370-7000-46200	FISCAL AGENT FEES	0.00	0.00	0.00	0.00	0.00
Total Dept 7000 - DEBT SERVICE		0.00	0.00	0.00	0.00	0.00
Dept 9360 - TRANSFER OUT						
370-9360-47210	TRANSFER	0.00	0.00	0.00	0.00	0.00
Total Dept 9360 - TRANSFER OUT		0.00	0.00	0.00	0.00	0.00
TOTAL EXPENDITURES		0.00	8,775.86	0.00	(8,775.86)	100.00
Fund 370 - 1999C/1999D TIF:						
TOTAL REVENUES		0.00	15,719.22	2.19	(15,719.22)	100.00
TOTAL EXPENDITURES		0.00	8,775.86	0.00	(8,775.86)	100.00
NET OF REVENUES & EXPENDITURES		0.00	6,943.36	2.19	(6,943.36)	100.00

REVENUE AND EXPENDITURE REPORT FOR CITY OF WYOMING  
 PERIOD ENDING 09/30/2023

GL NUMBER	DESCRIPTION	2023 AMENDED BUDGET	YTD BALANCE 09/30/2023	ACTIVITY FOR MONTH 09/30/2023	AVAILABLE BALANCE	% BDGT USED
Fund 385 - TIF 3-3						
Revenues						
Dept 0000						
385-0000-31050	TAX INCREMENTS	0.00	0.00	0.00	0.00	0.00
385-0000-33402	HOMESTEAD CREDIT	0.00	0.00	0.00	0.00	0.00
385-0000-36210	INTEREST EARNINGS	0.00	0.00	0.00	0.00	0.00
Total Dept 0000		0.00	0.00	0.00	0.00	0.00
TOTAL REVENUES		0.00	0.00	0.00	0.00	0.00
Expenditures						
Dept 1000 - GENERAL GOVERNMENT						
385-1000-47150	TAX INCREMENT	0.00	0.00	0.00	0.00	0.00
Total Dept 1000 - GENERAL GOVERNMENT		0.00	0.00	0.00	0.00	0.00
Dept 9360 - TRANSFER OUT						
385-9360-47210	TRANSFER	0.00	0.00	0.00	0.00	0.00
Total Dept 9360 - TRANSFER OUT		0.00	0.00	0.00	0.00	0.00
TOTAL EXPENDITURES		0.00	0.00	0.00	0.00	0.00
Fund 385 - TIF 3-3:						
TOTAL REVENUES		0.00	0.00	0.00	0.00	0.00
TOTAL EXPENDITURES		0.00	0.00	0.00	0.00	0.00
NET OF REVENUES & EXPENDITURES		0.00	0.00	0.00	0.00	0.00

REVENUE AND EXPENDITURE REPORT FOR CITY OF WYOMING  
 PERIOD ENDING 09/30/2023

GL NUMBER	DESCRIPTION	2023 AMENDED BUDGET	YTD BALANCE 09/30/2023	ACTIVITY FOR MONTH 09/30/2023	AVAILABLE BALANCE	% BDGT USED
Fund 390 - 1999C GO BONDS						
Revenues						
Dept 0000						
390-0000-36100	SPECIAL ASSESSMENTS	0.00	0.00	0.00	0.00	0.00
390-0000-36210	INTEREST EARNINGS	0.00	0.00	0.00	0.00	0.00
390-0000-39203	TRANSFER FROM OTHER FUND	0.00	0.00	0.00	0.00	0.00
Total Dept 0000		0.00	0.00	0.00	0.00	0.00
TOTAL REVENUES		0.00	0.00	0.00	0.00	0.00
Expenditures						
Dept 7000 - DEBT SERVICE						
390-7000-46010	DEBT SRV BOND PRINCIPAL	0.00	0.00	0.00	0.00	0.00
390-7000-46110	BOND INTEREST	0.00	0.00	0.00	0.00	0.00
390-7000-46200	FISCAL AGENT FEES	0.00	0.00	0.00	0.00	0.00
Total Dept 7000 - DEBT SERVICE		0.00	0.00	0.00	0.00	0.00
TOTAL EXPENDITURES		0.00	0.00	0.00	0.00	0.00
Fund 390 - 1999C GO BONDS:						
TOTAL REVENUES		0.00	0.00	0.00	0.00	0.00
TOTAL EXPENDITURES		0.00	0.00	0.00	0.00	0.00
NET OF REVENUES & EXPENDITURES		0.00	0.00	0.00	0.00	0.00

PERIOD ENDING 09/30/2023

GL NUMBER	DESCRIPTION	2023 AMENDED BUDGET	YTD BALANCE 09/30/2023	ACTIVITY FOR MONTH 09/30/2023	AVAILABLE BALANCE	% BGDGT USED
Fund 401 - CAPITAL EQUIPMENT FUND						
Revenues						
Dept 0000						
401-0000-31000	GENERAL PROPERTY TAXES	265,729.00	132,864.50	0.00	132,864.50	50.00
401-0000-33401	LOCAL GOVERNMENT AID	255,771.00	127,885.50	0.00	127,885.50	50.00
401-0000-36100	SPECIAL ASSESSMENTS	0.00	0.00	0.00	0.00	0.00
401-0000-36200	MISCELLANEOUS REVENUES	0.00	0.00	0.00	0.00	0.00
401-0000-36210	INTEREST EARNINGS	8,057.00	1,263.71	25.14	6,793.29	15.68
401-0000-36231	TREE REPLACEMENT	0.00	28,500.00	0.00	(28,500.00)	100.00
401-0000-36240	REIMBURSEMENTS	0.00	0.00	0.00	0.00	0.00
401-0000-39203	TRANSFER FROM OTHER FUND	47,179.00	0.00	0.00	47,179.00	0.00
401-0000-39400	PROCEEDS FROM SALE	13,600.00	0.00	0.00	13,600.00	0.00
Total Dept 0000		590,336.00	290,513.71	25.14	299,822.29	49.21
Dept 3100 - HWYS, STREETS, AND ROADS						
401-3100-33160	FEDERAL GRANT FUNDS	0.00	0.00	0.00	0.00	0.00
Total Dept 3100 - HWYS, STREETS, AND ROADS		0.00	0.00	0.00	0.00	0.00
TOTAL REVENUES		590,336.00	290,513.71	25.14	299,822.29	49.21
Expenditures						
Dept 1000 - GENERAL GOVERNMENT						
401-1000-45000	CAPITAL OUTLAY	5,000.00	19,220.63	3,000.00	(14,220.63)	384.41
401-1000-47210	TRANSFER	0.00	0.00	0.00	0.00	0.00
Total Dept 1000 - GENERAL GOVERNMENT		5,000.00	19,220.63	3,000.00	(14,220.63)	384.41
Dept 2110 - POLICE DEPARTMENT						
401-2110-45000	CAPITAL OUTLAY	110,500.00	53,978.56	0.00	56,521.44	48.85
Total Dept 2110 - POLICE DEPARTMENT		110,500.00	53,978.56	0.00	56,521.44	48.85
Dept 2200 - FIRE DEPARTMENT						
401-2200-45000	CAPITAL OUTLAY	30,000.00	0.00	0.00	30,000.00	0.00
401-2200-47220	INTERFUND INTEREST EXPENSE	0.00	0.00	0.00	0.00	0.00
Total Dept 2200 - FIRE DEPARTMENT		30,000.00	0.00	0.00	30,000.00	0.00
Dept 3100 - HWYS, STREETS, AND ROADS						
401-3100-45000	CAPITAL OUTLAY	230,000.00	458,181.24	68,057.98	(228,181.24)	199.21
Total Dept 3100 - HWYS, STREETS, AND ROADS		230,000.00	458,181.24	68,057.98	(228,181.24)	199.21
Dept 6231 - TREE REPLACEMENT PROGRAM						
401-6231-44840	TREES	0.00	0.00	0.00	0.00	0.00
Total Dept 6231 - TREE REPLACEMENT PROGRAM		0.00	0.00	0.00	0.00	0.00

REVENUE AND EXPENDITURE REPORT FOR CITY OF WYOMING  
 PERIOD ENDING 09/30/2023

GL NUMBER	DESCRIPTION	2023 AMENDED BUDGET	YTD BALANCE 09/30/2023	ACTIVITY FOR MONTH 09/30/2023	AVAILABLE BALANCE	% BDGT USED
Fund 401 - CAPITAL EQUIPMENT FUND						
Expenditures						
	TOTAL EXPENDITURES	375,500.00	531,380.43	71,057.98	(155,880.43)	141.51
Fund 401 - CAPITAL EQUIPMENT FUND:						
	TOTAL REVENUES	590,336.00	290,513.71	25.14	299,822.29	49.21
	TOTAL EXPENDITURES	375,500.00	531,380.43	71,057.98	(155,880.43)	141.51
	NET OF REVENUES & EXPENDITURES	214,836.00	(240,866.72)	(71,032.84)	455,702.72	112.12

REVENUE AND EXPENDITURE REPORT FOR CITY OF WYOMING  
 PERIOD ENDING 09/30/2023

GL NUMBER	DESCRIPTION	2023 AMENDED BUDGET	YTD BALANCE 09/30/2023	ACTIVITY FOR MONTH 09/30/2023	AVAILABLE BALANCE	% BDGT USED
Fund 402 - BUILDING FUND						
Revenues						
Dept 0000						
402-0000-36210	INTEREST EARNINGS	0.00	0.00	0.00	0.00	0.00
Total Dept 0000		0.00	0.00	0.00	0.00	0.00
TOTAL REVENUES		0.00	0.00	0.00	0.00	0.00
Expenditures						
Dept 1000 - GENERAL GOVERNMENT						
402-1000-47210	TRANSFER	0.00	0.00	0.00	0.00	0.00
Total Dept 1000 - GENERAL GOVERNMENT		0.00	0.00	0.00	0.00	0.00
TOTAL EXPENDITURES		0.00	0.00	0.00	0.00	0.00
Fund 402 - BUILDING FUND:						
TOTAL REVENUES		0.00	0.00	0.00	0.00	0.00
TOTAL EXPENDITURES		0.00	0.00	0.00	0.00	0.00
NET OF REVENUES & EXPENDITURES		0.00	0.00	0.00	0.00	0.00

REVENUE AND EXPENDITURE REPORT FOR CITY OF WYOMING  
 PERIOD ENDING 09/30/2023

GL NUMBER	DESCRIPTION	2023 AMENDED BUDGET	YTD BALANCE 09/30/2023	ACTIVITY FOR MONTH 09/30/2023	AVAILABLE BALANCE	% BDGT USED
Fund 403 - EQUIPMENT FUND						
Revenues						
Dept 0000						
403-0000-36210	INTEREST EARNINGS	0.00	138.31	2.34	(138.31)	100.00
403-0000-36240	REIMBURSEMENTS	0.00	0.00	0.00	0.00	0.00
Total Dept 0000		0.00	138.31	2.34	(138.31)	100.00
TOTAL REVENUES		0.00	138.31	2.34	(138.31)	100.00
Expenditures						
Dept 1000 - GENERAL GOVERNMENT						
403-1000-47210	TRANSFER	0.00	0.00	0.00	0.00	0.00
Total Dept 1000 - GENERAL GOVERNMENT		0.00	0.00	0.00	0.00	0.00
Dept 3100 - HWYS, STREETS, AND ROADS						
403-3100-44250	EQUIPMENT REPLACEMENT	0.00	0.00	0.00	0.00	0.00
Total Dept 3100 - HWYS, STREETS, AND ROADS		0.00	0.00	0.00	0.00	0.00
TOTAL EXPENDITURES		0.00	0.00	0.00	0.00	0.00
Fund 403 - EQUIPMENT FUND:						
TOTAL REVENUES		0.00	138.31	2.34	(138.31)	100.00
TOTAL EXPENDITURES		0.00	0.00	0.00	0.00	0.00
NET OF REVENUES & EXPENDITURES		0.00	138.31	2.34	(138.31)	100.00

PERIOD ENDING 09/30/2023

GL NUMBER	DESCRIPTION	2023 AMENDED BUDGET	YTD BALANCE 09/30/2023	ACTIVITY FOR MONTH 09/30/2023	AVAILABLE BALANCE	% BDGT USED
Fund 404 - PARK DEVELOPMENT FUND						
Revenues						
Dept 0000						
404-0000-31000	GENERAL PROPERTY TAXES	20,000.00	5,000.00	0.00	15,000.00	25.00
404-0000-33400	STATE GRANTS AND AIDS	0.00	0.00	0.00	0.00	0.00
404-0000-34125	DONATIONS	43,073.00	0.00	0.00	43,073.00	0.00
404-0000-34126	RAILROAD PARK IMPROVEMENTS	0.00	45,650.00	1,000.00	(45,650.00)	100.00
404-0000-34127	SWENSON PARK IMPROVEMENTS	0.00	0.00	0.00	0.00	0.00
404-0000-34230	PARK & RECREATION DEDICATION	0.00	0.00	0.00	0.00	0.00
404-0000-36210	INTEREST EARNINGS	2,164.00	4,259.48	78.56	(2,095.48)	196.83
404-0000-36550	GAMBLING PROCEEDS	0.00	0.00	0.00	0.00	0.00
404-0000-39203	TRANSFER FROM OTHER FUND	5,000.00	0.00	0.00	5,000.00	0.00
Total Dept 0000		70,237.00	54,909.48	1,078.56	15,327.52	78.18
TOTAL REVENUES		70,237.00	54,909.48	1,078.56	15,327.52	78.18
Expenditures						
Dept 5200 - PARKS						
404-5200-43030	ENGINEERING	0.00	0.00	0.00	0.00	0.00
404-5200-45300	IMPROVEMENTS OTHER THAN BLDGS	0.00	0.00	0.00	0.00	0.00
404-5200-45350	IMPROVEMENTS	0.00	0.00	0.00	0.00	0.00
404-5200-45400	IMPROVEMENTS SWENSON PARK	0.00	0.00	0.00	0.00	0.00
404-5200-45450	IMPROVEMENTS RAILROAD PARK	0.00	6,720.17	0.00	(6,720.17)	100.00
404-5200-45800	OTHER EQUIPMENT	10,000.00	0.00	0.00	10,000.00	0.00
404-5200-47210	TRANSFER	0.00	0.00	0.00	0.00	0.00
Total Dept 5200 - PARKS		10,000.00	6,720.17	0.00	3,279.83	67.20
TOTAL EXPENDITURES		10,000.00	6,720.17	0.00	3,279.83	67.20
Fund 404 - PARK DEVELOPMENT FUND:						
TOTAL REVENUES		70,237.00	54,909.48	1,078.56	15,327.52	78.18
TOTAL EXPENDITURES		10,000.00	6,720.17	0.00	3,279.83	67.20
NET OF REVENUES & EXPENDITURES		60,237.00	48,189.31	1,078.56	12,047.69	80.00

REVENUE AND EXPENDITURE REPORT FOR CITY OF WYOMING  
 PERIOD ENDING 09/30/2023

GL NUMBER	DESCRIPTION	2023 AMENDED BUDGET	YTD BALANCE 09/30/2023	ACTIVITY FOR MONTH 09/30/2023	AVAILABLE BALANCE	% BDGT USED
Fund 405 - TRAIL DEVELOPMENT FUND						
Revenues						
Dept 0000						
405-0000-34780	PARK FEES	0.00	0.00	0.00	0.00	0.00
405-0000-36210	INTEREST EARNINGS	9.00	110.36	1.87	(101.36)	1,226.22
Total Dept 0000		9.00	110.36	1.87	(101.36)	1,226.22
TOTAL REVENUES		9.00	110.36	1.87	(101.36)	1,226.22
Expenditures						
Dept 1000 - GENERAL GOVERNMENT						
405-1000-47210	TRANSFER	10,000.00	0.00	0.00	10,000.00	0.00
Total Dept 1000 - GENERAL GOVERNMENT		10,000.00	0.00	0.00	10,000.00	0.00
Dept 5200 - PARKS						
405-5200-45350	IMPROVEMENTS	148,666.00	0.00	0.00	148,666.00	0.00
Total Dept 5200 - PARKS		148,666.00	0.00	0.00	148,666.00	0.00
TOTAL EXPENDITURES		158,666.00	0.00	0.00	158,666.00	0.00
Fund 405 - TRAIL DEVELOPMENT FUND:						
TOTAL REVENUES		9.00	110.36	1.87	(101.36)	1,226.22
TOTAL EXPENDITURES		158,666.00	0.00	0.00	158,666.00	0.00
NET OF REVENUES & EXPENDITURES		(158,657.00)	110.36	1.87	(158,767.36)	0.07

REVENUE AND EXPENDITURE REPORT FOR CITY OF WYOMING  
 PERIOD ENDING 09/30/2023

GL NUMBER	DESCRIPTION	2023 AMENDED BUDGET	YTD BALANCE 09/30/2023	ACTIVITY FOR MONTH 09/30/2023	AVAILABLE BALANCE	% BDGT USED
Fund 407 - MSA FUNDS						
Revenues						
Dept 0000						
407-0000-33400	STATE GRANTS AND AIDS	0.00	0.00	0.00	0.00	0.00
407-0000-33418	MUNICIPAL STATE AID FOR STREET	0.00	0.00	0.00	0.00	0.00
407-0000-33419	MUNICIPAL STATE AID FOR MAINT	0.00	141,598.00	0.00	(141,598.00)	100.00
407-0000-36100	SPECIAL ASSESSMENTS	0.00	0.00	0.00	0.00	0.00
407-0000-36210	INTEREST EARNINGS	4,654.00	21,414.53	327.19	(16,760.53)	460.13
407-0000-39200	INTERFUND OPERATING TRANSFERS	0.00	0.00	0.00	0.00	0.00
Total Dept 0000		4,654.00	163,012.53	327.19	(158,358.53)	3,502.63
TOTAL REVENUES		4,654.00	163,012.53	327.19	(158,358.53)	3,502.63
Expenditures						
Dept 3100 - HWYS, STREETS, AND ROADS						
407-3100-43030	ENGINEERING	0.00	0.00	0.00	0.00	0.00
407-3100-43040	ATTORNEY FEES	0.00	0.00	0.00	0.00	0.00
407-3100-45000	CAPITAL OUTLAY	177,000.00	0.00	0.00	177,000.00	0.00
Total Dept 3100 - HWYS, STREETS, AND ROADS		177,000.00	0.00	0.00	177,000.00	0.00
TOTAL EXPENDITURES		177,000.00	0.00	0.00	177,000.00	0.00
Fund 407 - MSA FUNDS:						
TOTAL REVENUES		4,654.00	163,012.53	327.19	(158,358.53)	3,502.63
TOTAL EXPENDITURES		177,000.00	0.00	0.00	177,000.00	0.00
NET OF REVENUES & EXPENDITURES		(172,346.00)	163,012.53	327.19	(335,358.53)	94.58

PERIOD ENDING 09/30/2023

GL NUMBER	DESCRIPTION	2023 AMENDED BUDGET	YTD BALANCE 09/30/2023	ACTIVITY FOR MONTH 09/30/2023	AVAILABLE BALANCE	% BDGT USED
Fund 408 - STREET REPLACEMENT FUND						
Revenues						
Dept 0000						
408-0000-31000	GENERAL PROPERTY TAXES	300,000.00	150,000.00	0.00	150,000.00	50.00
408-0000-33400	STATE GRANTS AND AIDS	0.00	0.00	0.00	0.00	0.00
408-0000-33418	MUNICIPAL STATE AID FOR STREET	0.00	1,466,756.79	0.00	(1,466,756.79)	100.00
408-0000-36100	SPECIAL ASSESSMENTS	92,110.00	66,940.04	10,634.48	25,169.96	72.67
408-0000-36210	INTEREST EARNINGS	54,926.00	28,797.82	542.20	26,128.18	52.43
408-0000-36240	REIMBURSEMENTS	290,337.00	0.00	0.00	290,337.00	0.00
408-0000-38060	STREET UTILITY FRANCHISE FEES	0.00	223,014.08	0.00	(223,014.08)	100.00
408-0000-39200	INTERFUND OPERATING TRANSFERS	0.00	0.00	0.00	0.00	0.00
408-0000-39203	TRANSFER FROM OTHER FUND	0.00	0.00	0.00	0.00	0.00
408-0000-39300	BOND PROCEEDS	0.00	0.00	0.00	0.00	0.00
408-0000-39320	BOND PREMIUM	0.00	0.00	0.00	0.00	0.00
Total Dept 0000		737,373.00	1,935,508.73	11,176.68	(1,198,135.73)	262.49
TOTAL REVENUES		737,373.00	1,935,508.73	11,176.68	(1,198,135.73)	262.49
Expenditures						
Dept 0000						
408-0000-47210	TRANSFER	0.00	0.00	0.00	0.00	0.00
Total Dept 0000		0.00	0.00	0.00	0.00	0.00
Dept 1000 - GENERAL GOVERNMENT						
408-1000-43000	PROFESSIONAL SERVICE (GENERAL)	0.00	0.00	0.00	0.00	0.00
408-1000-46120	BOND DISCOUNT AMORTIZATION	0.00	0.00	0.00	0.00	0.00
408-1000-46130	ISSUANCE COSTS AND DISCOUNTS	0.00	0.00	0.00	0.00	0.00
408-1000-47210	TRANSFER	0.00	0.00	0.00	0.00	0.00
Total Dept 1000 - GENERAL GOVERNMENT		0.00	0.00	0.00	0.00	0.00
Dept 3100 - HWYS, STREETS, AND ROADS						
408-3100-43030	ENGINEERING	0.00	258,132.11	759.37	(258,132.11)	100.00
408-3100-43040	ATTORNEY FEES	0.00	70.00	0.00	(70.00)	100.00
408-3100-43510	LEGAL NOTICE PUBLICATION	0.00	871.92	0.00	(871.92)	100.00
408-3100-45350	IMPROVEMENTS	0.00	1,481,718.39	47,491.52	(1,481,718.39)	100.00
Total Dept 3100 - HWYS, STREETS, AND ROADS		0.00	1,740,792.42	48,250.89	(1,740,792.42)	100.00
Dept 9425 - SEWER/WATER MAINTENANCE						
408-9425-45350	IMPROVEMENTS	0.00	24,012.75	0.00	(24,012.75)	100.00
Total Dept 9425 - SEWER/WATER MAINTENANCE		0.00	24,012.75	0.00	(24,012.75)	100.00
TOTAL EXPENDITURES		0.00	1,764,805.17	48,250.89	(1,764,805.17)	100.00
Fund 408 - STREET REPLACEMENT FUND:						
TOTAL REVENUES		737,373.00	1,935,508.73	11,176.68	(1,198,135.73)	262.49

REVENUE AND EXPENDITURE REPORT FOR CITY OF WYOMING  
 PERIOD ENDING 09/30/2023

GL NUMBER	DESCRIPTION	2023 AMENDED BUDGET	YTD BALANCE 09/30/2023	ACTIVITY FOR MONTH 09/30/2023	AVAILABLE BALANCE	% BDGT USED
Fund 408 -	STREET REPLACEMENT FUND					
	TOTAL EXPENDITURES	0.00	1,764,805.17	48,250.89	(1,764,805.17)	100.00
	NET OF REVENUES & EXPENDITURES	737,373.00	170,703.56	(37,074.21)	566,669.44	23.15

REVENUE AND EXPENDITURE REPORT FOR CITY OF WYOMING  
 PERIOD ENDING 09/30/2023

GL NUMBER	DESCRIPTION	2023 AMENDED BUDGET	YTD BALANCE 09/30/2023	ACTIVITY FOR MONTH 09/30/2023	AVAILABLE BALANCE	% BDGT USED
Fund 409 - CAPITAL REVOLVING FUND						
Revenues						
Dept 0000						
409-0000-36210	INTEREST EARNINGS	375.00	43,739.63	750.57	(43,364.63)	1,663.90
409-0000-39203	TRANSFER FROM OTHER FUND	47,179.00	0.00	0.00	47,179.00	0.00
Total Dept 0000		47,554.00	43,739.63	750.57	3,814.37	91.98
TOTAL REVENUES		47,554.00	43,739.63	750.57	3,814.37	91.98
Expenditures						
Dept 1000 - GENERAL GOVERNMENT						
409-1000-43000	PROFESSIONAL SERVICE (GENERAL)	0.00	0.00	0.00	0.00	0.00
409-1000-47210	TRANSFER	0.00	0.00	0.00	0.00	0.00
Total Dept 1000 - GENERAL GOVERNMENT		0.00	0.00	0.00	0.00	0.00
TOTAL EXPENDITURES		0.00	0.00	0.00	0.00	0.00
Fund 409 - CAPITAL REVOLVING FUND:						
TOTAL REVENUES		47,554.00	43,739.63	750.57	3,814.37	91.98
TOTAL EXPENDITURES		0.00	0.00	0.00	0.00	0.00
NET OF REVENUES & EXPENDITURES		47,554.00	43,739.63	750.57	3,814.37	91.98

PERIOD ENDING 09/30/2023

GL NUMBER	DESCRIPTION	2023 AMENDED BUDGET	YTD BALANCE 09/30/2023	ACTIVITY FOR MONTH 09/30/2023	AVAILABLE BALANCE	% BDGT USED
Fund 420 - FALLBROOK AVE. CONST.						
Revenues						
Dept 0000						
420-0000-33418	MUNICIPAL STATE AID FOR STREET	0.00	0.00	0.00	0.00	0.00
420-0000-36100	SPECIAL ASSESSMENTS	0.00	0.00	0.00	0.00	0.00
420-0000-39200	INTERFUND OPERATING TRANSFERS	0.00	0.00	0.00	0.00	0.00
Total Dept 0000		0.00	0.00	0.00	0.00	0.00
TOTAL REVENUES		0.00	0.00	0.00	0.00	0.00
Expenditures						
Dept 1000 - GENERAL GOVERNMENT						
420-1000-47210	TRANSFER	0.00	0.00	0.00	0.00	0.00
Total Dept 1000 - GENERAL GOVERNMENT		0.00	0.00	0.00	0.00	0.00
Dept 3100 - HWYS, STREETS, AND ROADS						
420-3100-43030	ENGINEERING	0.00	0.00	0.00	0.00	0.00
420-3100-43040	ATTORNEY FEES	0.00	0.00	0.00	0.00	0.00
420-3100-43510	LEGAL NOTICE PUBLICATION	0.00	0.00	0.00	0.00	0.00
420-3100-45000	CAPITAL OUTLAY	0.00	0.00	0.00	0.00	0.00
420-3100-45500	MISCELLANEOUS	0.00	0.00	0.00	0.00	0.00
Total Dept 3100 - HWYS, STREETS, AND ROADS		0.00	0.00	0.00	0.00	0.00
TOTAL EXPENDITURES		0.00	0.00	0.00	0.00	0.00
Fund 420 - FALLBROOK AVE. CONST.:						
TOTAL REVENUES		0.00	0.00	0.00	0.00	0.00
TOTAL EXPENDITURES		0.00	0.00	0.00	0.00	0.00
NET OF REVENUES & EXPENDITURES		0.00	0.00	0.00	0.00	0.00

REVENUE AND EXPENDITURE REPORT FOR CITY OF WYOMING  
 PERIOD ENDING 09/30/2023

GL NUMBER	DESCRIPTION	2023 AMENDED BUDGET	YTD BALANCE 09/30/2023	ACTIVITY FOR MONTH 09/30/2023	AVAILABLE BALANCE	% BDGT USED
Fund 437 - 2009 IMPROVEMENTS						
Revenues						
Dept 0000						
437-0000-39200	INTERFUND OPERATING TRANSFERS	0.00	0.00	0.00	0.00	0.00
Total Dept 0000		0.00	0.00	0.00	0.00	0.00
TOTAL REVENUES		0.00	0.00	0.00	0.00	0.00
Expenditures						
Dept 1500 - FINANCIAL ADMINISTRATION						
437-1500-43000	PROFESSIONAL SERVICE (GENERAL)	0.00	0.00	0.00	0.00	0.00
Total Dept 1500 - FINANCIAL ADMINISTRATION		0.00	0.00	0.00	0.00	0.00
TOTAL EXPENDITURES		0.00	0.00	0.00	0.00	0.00
Fund 437 - 2009 IMPROVEMENTS:						
TOTAL REVENUES		0.00	0.00	0.00	0.00	0.00
TOTAL EXPENDITURES		0.00	0.00	0.00	0.00	0.00
NET OF REVENUES & EXPENDITURES		0.00	0.00	0.00	0.00	0.00

REVENUE AND EXPENDITURE REPORT FOR CITY OF WYOMING  
 PERIOD ENDING 09/30/2023

GL NUMBER	DESCRIPTION	2023 AMENDED BUDGET	YTD BALANCE 09/30/2023	ACTIVITY FOR MONTH 09/30/2023	AVAILABLE BALANCE	% BDGT USED
Fund 465 - SELVIG						
Expenditures						
Dept 1000 - GENERAL GOVERNMENT						
465-1000-47210	TRANSFER	0.00	0.00	0.00	0.00	0.00
Total Dept 1000 - GENERAL GOVERNMENT		0.00	0.00	0.00	0.00	0.00
TOTAL EXPENDITURES		0.00	0.00	0.00	0.00	0.00
Fund 465 - SELVIG:						
TOTAL REVENUES		0.00	0.00	0.00	0.00	0.00
TOTAL EXPENDITURES		0.00	0.00	0.00	0.00	0.00
NET OF REVENUES & EXPENDITURES		0.00	0.00	0.00	0.00	0.00

REVENUE AND EXPENDITURE REPORT FOR CITY OF WYOMING  
 PERIOD ENDING 09/30/2023

GL NUMBER	DESCRIPTION	2023 AMENDED BUDGET	YTD BALANCE 09/30/2023	ACTIVITY FOR MONTH 09/30/2023	AVAILABLE BALANCE	% BDGT USED
Fund 490 - GAMBLING PROCEEDS						
Revenues						
Dept 0000						
490-0000-36210	INTEREST EARNINGS	1,052.00	2,323.95	41.92	(1,271.95)	220.91
490-0000-36550	GAMBLING PROCEEDS	20,873.00	18,310.14	0.00	2,562.86	87.72
Total Dept 0000		21,925.00	20,634.09	41.92	1,290.91	94.11
TOTAL REVENUES		21,925.00	20,634.09	41.92	1,290.91	94.11
Expenditures						
Dept 1000 - GENERAL GOVERNMENT						
490-1000-45800	OTHER EQUIPMENT	0.00	0.00	0.00	0.00	0.00
490-1000-47210	TRANSFER	10,000.00	0.00	0.00	10,000.00	0.00
Total Dept 1000 - GENERAL GOVERNMENT		10,000.00	0.00	0.00	10,000.00	0.00
Dept 5200 - PARKS						
490-5200-45300	IMPROVEMENTS OTHER THAN BLDGS	0.00	0.00	0.00	0.00	0.00
490-5200-45800	OTHER EQUIPMENT	0.00	0.00	0.00	0.00	0.00
Total Dept 5200 - PARKS		0.00	0.00	0.00	0.00	0.00
TOTAL EXPENDITURES		10,000.00	0.00	0.00	10,000.00	0.00
Fund 490 - GAMBLING PROCEEDS:						
TOTAL REVENUES		21,925.00	20,634.09	41.92	1,290.91	94.11
TOTAL EXPENDITURES		10,000.00	0.00	0.00	10,000.00	0.00
NET OF REVENUES & EXPENDITURES		11,925.00	20,634.09	41.92	(8,709.09)	173.03

PERIOD ENDING 09/30/2023

GL NUMBER	DESCRIPTION	2023 AMENDED BUDGET	YTD BALANCE 09/30/2023	ACTIVITY FOR MONTH 09/30/2023	AVAILABLE BALANCE	% BDGT USED
Fund 601 - WATER FUND						
Revenues						
Dept 0000						
601-0000-32210	BUILDING PERMITS	0.00	0.00	0.00	0.00	0.00
601-0000-33160	FEDERAL GRANT FUNDS	0.00	0.00	0.00	0.00	0.00
601-0000-33400	STATE GRANTS AND AIDS	0.00	0.00	0.00	0.00	0.00
601-0000-33439	PERA PENSION OTHER REVENUE	0.00	0.00	0.00	0.00	0.00
601-0000-36100	SPECIAL ASSESSMENTS	0.00	0.00	395.31	0.00	0.00
601-0000-36200	MISCELLANEOUS REVENUES	0.00	6,924.43	0.00	(6,924.43)	100.00
601-0000-36210	INTEREST EARNINGS	12,000.00	28,450.55	497.66	(16,450.55)	237.09
601-0000-36211	INTERFUND LOAN INTEREST	0.00	0.00	0.00	0.00	0.00
601-0000-36240	REIMBURSEMENTS	0.00	0.00	0.00	0.00	0.00
601-0000-37125	UTILITY CHARGES	636,532.00	503,327.15	698.98	133,204.85	79.07
601-0000-37126	UTILITY PENALTIES	8,000.00	4,250.06	6.24	3,749.94	53.13
601-0000-37130	UTILITY DEPARTMENT	0.00	0.00	0.00	0.00	0.00
601-0000-37155	UTILITY INSPECTION	1,000.00	980.00	210.00	20.00	98.00
601-0000-37160	CONNECTION CHARGES	64,000.00	39,780.00	3,990.00	24,220.00	62.16
601-0000-39203	TRANSFER FROM OTHER FUND	0.00	0.00	0.00	0.00	0.00
601-0000-39320	BOND PREMIUM	0.00	0.00	0.00	0.00	0.00
601-0000-39350	TRANSFER OF CAPITAL ASSETS	0.00	0.00	0.00	0.00	0.00
601-0000-39400	PROCEEDS FROM SALE	0.00	0.00	0.00	0.00	0.00
601-0000-39999	PRIOR PERIOD ADJUSTMENTS	0.00	(19.16)	(19.16)	19.16	100.00
Total Dept 0000		721,532.00	583,693.03	5,779.03	137,838.97	80.90
TOTAL REVENUES		721,532.00	583,693.03	5,779.03	137,838.97	80.90
Expenditures						
Dept 1000 - GENERAL GOVERNMENT						
601-1000-47210	TRANSFER	0.00	0.00	0.00	0.00	0.00
Total Dept 1000 - GENERAL GOVERNMENT		0.00	0.00	0.00	0.00	0.00
Dept 7000 - DEBT SERVICE						
601-7000-46010	DEBT SRV BOND PRINCIPAL	164,895.00	0.00	0.00	164,895.00	0.00
601-7000-46110	BOND INTEREST	57,032.00	57,031.62	0.00	0.38	100.00
601-7000-46130	ISSUANCE COSTS AND DISCOUNTS	0.00	0.00	0.00	0.00	0.00
601-7000-46200	FISCAL AGENT FEES	0.00	0.00	0.00	0.00	0.00
Total Dept 7000 - DEBT SERVICE		221,927.00	57,031.62	0.00	164,895.38	25.70
Dept 9400 - CLJSTC						
601-9400-41290	PENSION EXPENSE	0.00	0.00	0.00	0.00	0.00
Total Dept 9400 - CLJSTC		0.00	0.00	0.00	0.00	0.00
Dept 9415 - SEWER/WATER UTILITY EXPENSE						
601-9415-41290	PENSION EXPENSE	0.00	0.00	0.00	0.00	0.00
601-9415-44290	REIMBURSEMENTS & REFUNDS	0.00	0.00	0.00	0.00	0.00
Total Dept 9415 - SEWER/WATER UTILITY EXPENSE		0.00	0.00	0.00	0.00	0.00

User: ssaxe

DB: Wyoming

PERIOD ENDING 09/30/2023

GL NUMBER	DESCRIPTION	2023 AMENDED BUDGET	YTD BALANCE 09/30/2023	ACTIVITY FOR MONTH 09/30/2023	AVAILABLE BALANCE	% BGD USED
Fund 601 - WATER FUND						
Expenditures						
Dept 9425 - SEWER/WATER MAINTENANCE						
601-9425-41010	FULL TIME - REGULAR	153,630.00	99,776.19	9,455.10	53,853.81	64.95
601-9425-41020	FULL TIME - OVERTIME	3,000.00	6,351.05	592.38	(3,351.05)	211.70
601-9425-41030	PART TIME EMPLOYEES REGULAR	2,500.00	4,082.94	0.00	(1,582.94)	163.32
601-9425-41210	PERA	11,930.00	7,943.12	753.58	3,986.88	66.58
601-9425-41220	FICA	12,170.00	7,807.22	713.62	4,362.78	64.15
601-9425-41290	PENSION EXPENSE	0.00	0.00	0.00	0.00	0.00
601-9425-41300	EMPLOYER PAID IN (GENERAL)	34,630.00	24,474.72	2,273.70	10,155.28	70.67
601-9425-41310	LIFE INSURANCE	1,120.00	1,273.61	135.98	(153.61)	113.72
601-9425-41390	OPEB EXPENSE	0.00	0.00	0.00	0.00	0.00
601-9425-41500	WORKER S COMP (GENERAL)	14,487.00	11,663.82	0.00	2,823.18	80.51
601-9425-42000	SUPPLIES - OFFICE/COPY/COMPUTR	2,500.00	0.00	0.00	2,500.00	0.00
601-9425-42050	SOFTWARE UPGRADES	5,000.00	1,191.67	1,000.00	3,808.33	23.83
601-9425-42080	TRAINING AND INSTRUCTION	1,500.00	275.00	0.00	1,225.00	18.33
601-9425-42100	OPERATING SUPPLIES	500.00	446.44	0.00	53.56	89.29
601-9425-42120	MOTOR FUELS	7,500.00	10,487.92	490.08	(2,987.92)	139.84
601-9425-42160	CHEMICALS/CHEMICAL PRODUCTS	15,000.00	7,799.36	453.20	7,200.64	52.00
601-9425-42290	METERS	50,000.00	212,337.72	35,937.72	(162,337.72)	424.68
601-9425-42300	SAFETY EQUIPMENT	1,500.00	183.92	0.00	1,316.08	12.26
601-9425-42310	CONTRACTED SERVICES	6,000.00	5,482.14	155.69	517.86	91.37
601-9425-42400	SMALL TOOLS/MINOR EQUIPMENT	10,000.00	2,280.15	933.65	7,719.85	22.80
601-9425-42910	EQUIPMENT REPAIR	0.00	0.00	0.00	0.00	0.00
601-9425-42950	SCADA SYSTEM	7,500.00	0.00	0.00	7,500.00	0.00
601-9425-43000	PROFESSIONAL SERVICE (GENERAL)	20,000.00	9,454.14	283.03	10,545.86	47.27
601-9425-43030	ENGINEERING	0.00	0.00	0.00	0.00	0.00
601-9425-43040	ATTORNEY FEES	0.00	0.00	0.00	0.00	0.00
601-9425-43060	PERSONNEL TESTING	0.00	0.00	0.00	0.00	0.00
601-9425-43110	LAB COSTS	2,300.00	1,979.42	326.75	320.58	86.06
601-9425-43120	FEE (GOVERNMENT-STATE)	5,000.00	4,553.87	0.00	446.13	91.08
601-9425-43210	TELEPHONE	2,700.00	3,906.13	435.31	(1,206.13)	144.67
601-9425-43220	POSTAGE	500.00	1,322.42	100.51	(822.42)	264.48
601-9425-43510	LEGAL NOTICE PUBLICATION	0.00	1,098.74	0.00	(1,098.74)	100.00
601-9425-43620	GENERAL PROPERTY INSURANCE	0.00	0.00	0.00	0.00	0.00
601-9425-43630	GENERAL LIABILITY INSURANCE	12,950.00	17,945.07	0.00	(4,995.07)	138.57
601-9425-43700	INSPECTIONS	0.00	0.00	0.00	0.00	0.00
601-9425-43800	UTILITIES-GAS/ELEC/SEWER/WATER	40,000.00	22,404.35	3,355.76	17,595.65	56.01
601-9425-43840	REFUSE	0.00	0.00	0.00	0.00	0.00
601-9425-43900	VEHICLE MAINTENANCE	0.00	0.00	0.00	0.00	0.00
601-9425-44010	REPAIRS & MAINT. - BUILDINGS	4,500.00	2,262.84	1,864.20	2,237.16	50.29
601-9425-44030	REP & MAIN. - OTHER THAN BLDGS	0.00	0.00	0.00	0.00	0.00
601-9425-44040	REPAIRS & MAINT. - EQUIPMENT	10,000.00	3,507.46	0.00	6,492.54	35.07
601-9425-44100	RENTALS (EQUIPMENT)	0.00	0.00	0.00	0.00	0.00
601-9425-44180	UNIFORMS	0.00	0.00	0.00	0.00	0.00
601-9425-44200	DEPRECIATION	233,245.00	165,720.06	18,413.34	67,524.94	71.05
601-9425-44250	EQUIPMENT REPLACEMENT	0.00	0.00	0.00	0.00	0.00
601-9425-44290	REIMBURSEMENTS & REFUNDS	0.00	0.00	0.00	0.00	0.00
601-9425-44320	NSF CHECKS	0.00	0.00	0.00	0.00	0.00
601-9425-44330	DUES & SUBSCRIPTIONS	1,500.00	1,046.00	0.00	454.00	69.73
601-9425-44390	REPAIRS & MAINT. - WELLS	20,000.00	11,639.50	0.00	8,360.50	58.20
601-9425-44490	WATERMAIN BREAK	20,000.00	1,000.00	0.00	19,000.00	5.00
601-9425-44650	LOCATES (GOPHER STATE)	1,800.00	311.70	105.30	1,488.30	17.32
601-9425-44850	EMERGENCY EQUIPMENT REPAIR	0.00	0.00	0.00	0.00	0.00
601-9425-44950	SAFETY EQUIPMENT	0.00	0.00	0.00	0.00	0.00
601-9425-45210	WATER TOWERS	5,000.00	0.00	0.00	5,000.00	0.00
601-9425-45350	IMPROVEMENTS	50,000.00	0.00	0.00	50,000.00	0.00
601-9425-49050	2014 FORD F350	59.00	0.00	0.00	0.00	0.00

REVENUE AND EXPENDITURE REPORT FOR CITY OF WYOMING  
 PERIOD ENDING 09/30/2023

GL NUMBER	DESCRIPTION	2023 AMENDED BUDGET	YTD BALANCE 09/30/2023	ACTIVITY FOR MONTH 09/30/2023	AVAILABLE BALANCE	% BDGT USED
Fund 601 - WATER FUND						
Expenditures						
Total Dept 9425 - SEWER/WATER MAINTENANCE		769,962.00	652,008.69	77,778.90	117,953.31	84.68
TOTAL EXPENDITURES		991,889.00	709,040.31	77,778.90	282,848.69	71.48
Fund 601 - WATER FUND:						
TOTAL REVENUES		721,532.00	583,693.03	5,779.03	137,838.97	80.90
TOTAL EXPENDITURES		991,889.00	709,040.31	77,778.90	282,848.69	71.48
NET OF REVENUES & EXPENDITURES		(270,357.00)	(125,347.28)	(71,999.87)	(145,009.72)	46.36

PERIOD ENDING 09/30/2023

GL NUMBER	DESCRIPTION	2023 AMENDED BUDGET	YTD BALANCE 09/30/2023	ACTIVITY FOR MONTH 09/30/2023	AVAILABLE BALANCE	% BDGT USED
Fund 602 - SEWER FUND						
Revenues						
Dept 0000						
602-0000-33439	PERA PENSION OTHER REVENUE	0.00	0.00	0.00	0.00	0.00
602-0000-33600	OTHER LOCAL INTERGOVERNMENTAL	0.00	0.00	0.00	0.00	0.00
602-0000-36100	SPECIAL ASSESSMENTS	0.00	0.00	(395.31)	0.00	0.00
602-0000-36200	MISCELLANEOUS REVENUES	0.00	0.00	0.00	0.00	0.00
602-0000-36210	INTEREST EARNINGS	25,000.00	54,663.35	894.09	(29,663.35)	218.65
602-0000-36211	INTERFUND LOAN INTEREST	0.00	0.00	0.00	0.00	0.00
602-0000-36240	REIMBURSEMENTS	0.00	0.00	0.00	0.00	0.00
602-0000-36255	CAPITAL CONTRIBUTIONS FROM DEV	0.00	0.00	0.00	0.00	0.00
602-0000-37125	UTILITY CHARGES	1,251,787.00	912,393.02	831.51	339,393.98	72.89
602-0000-37126	UTILITY PENALTIES	0.00	8,184.02	13.72	(8,184.02)	100.00
602-0000-37155	UTILITY INSPECTION	0.00	0.00	0.00	0.00	0.00
602-0000-37160	CONNECTION CHARGES	74,000.00	40,950.00	4,550.00	33,050.00	55.34
602-0000-39203	TRANSFER FROM OTHER FUND	0.00	0.00	0.00	0.00	0.00
602-0000-39320	BOND PREMIUM	0.00	0.00	0.00	0.00	0.00
602-0000-39350	TRANSFER OF CAPITAL ASSETS	0.00	0.00	0.00	0.00	0.00
602-0000-39400	PROCEEDS FROM SALE	0.00	0.00	0.00	0.00	0.00
602-0000-39999	PRIOR PERIOD ADJUSTMENTS	0.00	0.00	0.00	0.00	0.00
Total Dept 0000		1,350,787.00	1,016,190.39	5,894.01	334,596.61	75.23
TOTAL REVENUES		1,350,787.00	1,016,190.39	5,894.01	334,596.61	75.23
Expenditures						
Dept 1000 - GENERAL GOVERNMENT						
602-1000-43030	ENGINEERING	0.00	0.00	0.00	0.00	0.00
602-1000-43040	ATTORNEY FEES	0.00	0.00	0.00	0.00	0.00
602-1000-47210	TRANSFER	0.00	0.00	0.00	0.00	0.00
Total Dept 1000 - GENERAL GOVERNMENT		0.00	0.00	0.00	0.00	0.00
Dept 7000 - DEBT SERVICE						
602-7000-46010	DEBT SRV BOND PRINCIPAL	115,105.00	0.00	(8,606.55)	115,105.00	0.00
602-7000-46110	BOND INTEREST	12,733.00	12,733.00	(4,096.28)	0.00	100.00
602-7000-46130	ISSUANCE COSTS AND DISCOUNTS	0.00	0.00	0.00	0.00	0.00
602-7000-46200	FISCAL AGENT FEES	0.00	0.00	0.00	0.00	0.00
Total Dept 7000 - DEBT SERVICE		127,838.00	12,733.00	(12,702.83)	115,105.00	9.96
Dept 9400 - CLJSTC						
602-9400-46010	DEBT SRV BOND PRINCIPAL	0.00	0.00	0.00	0.00	0.00
602-9400-46110	BOND INTEREST	0.00	0.00	0.00	0.00	0.00
Total Dept 9400 - CLJSTC		0.00	0.00	0.00	0.00	0.00
Dept 9415 - SEWER/WATER UTILITY EXPENSE						
602-9415-41290	PENSION EXPENSE	0.00	0.00	0.00	0.00	0.00
602-9415-46400	CLJSTC PRINCIPAL	308,738.38	0.00	(295,520.08)	308,738.38	0.00
602-9415-46450	CLJSTC INTEREST	16,663.43	22,143.25	4,096.28	(5,479.82)	132.89
Total Dept 9415 - SEWER/WATER UTILITY EXPENSE		325,401.81	22,143.25	(291,423.80)	303,258.56	6.80

User: ssaxe

PERIOD ENDING 09/30/2023

DB: Wyoming

GL NUMBER	DESCRIPTION	2023 AMENDED BUDGET	YTD BALANCE 09/30/2023	ACTIVITY FOR MONTH 09/30/2023	AVAILABLE BALANCE	% BDGT USED
Fund 602 - SEWER FUND						
Expenditures						
Dept 9425 - SEWER/WATER MAINTENANCE						
602-9425-41010	FULL TIME - REGULAR	116,910.00	95,871.91	9,305.77	21,038.09	82.00
602-9425-41020	FULL TIME - OVERTIME	14,000.00	6,349.92	592.32	7,650.08	45.36
602-9425-41030	PART TIME EMPLOYEES REGULAR	2,500.00	4,083.07	0.00	(1,583.07)	163.32
602-9425-41210	PERA	10,010.00	7,650.09	742.33	2,359.91	76.42
602-9425-41220	FICA	10,210.00	7,514.45	702.34	2,695.55	73.60
602-9425-41290	PENSION EXPENSE	0.00	0.00	0.00	0.00	0.00
602-9425-41300	EMPLOYER PAID IN (GENERAL)	27,740.00	23,748.21	2,206.21	3,991.79	85.61
602-9425-41310	LIFE INSURANCE	870.00	1,273.55	135.97	(403.55)	146.39
602-9425-41390	OPEB EXPENSE	0.00	0.00	0.00	0.00	0.00
602-9425-41500	WORKER S COMP (GENERAL)	0.00	11,500.98	0.00	(11,500.98)	100.00
602-9425-42000	SUPPLIES - OFFICE/COPY/COMPUTR	0.00	32.03	0.00	(32.03)	100.00
602-9425-42050	SOFTWARE UPGRADES	5,000.00	1,191.66	1,000.00	3,808.34	23.83
602-9425-42080	TRAINING AND INSTRUCTION	1,500.00	168.48	92.58	1,331.52	11.23
602-9425-42100	OPERATING SUPPLIES	650.00	550.60	153.98	99.40	84.71
602-9425-42120	MOTOR FUELS	7,500.00	6,876.17	490.08	623.83	91.68
602-9425-42300	SAFETY EQUIPMENT	1,500.00	282.92	0.00	1,217.08	18.86
602-9425-42310	CONTRACTED SERVICES	10,000.00	10,298.30	0.00	(298.30)	102.98
602-9425-42400	SMALL TOOLS/MINOR EQUIPMENT	1,500.00	737.07	0.00	762.93	49.14
602-9425-42650	SEWER PONDS	0.00	0.00	0.00	0.00	0.00
602-9425-42910	EQUIPMENT REPAIR	0.00	0.00	0.00	0.00	0.00
602-9425-42950	SCADA SYSTEM	7,500.00	0.00	0.00	7,500.00	0.00
602-9425-43000	PROFESSIONAL SERVICE (GENERAL)	20,000.00	12,966.39	183.03	7,033.61	64.83
602-9425-43060	PERSONNEL TESTING	0.00	0.00	0.00	0.00	0.00
602-9425-43120	FEE (GOVERNMENT-STATE)	0.00	0.00	0.00	0.00	0.00
602-9425-43210	TELEPHONE	2,700.00	3,703.91	467.39	(1,003.91)	137.18
602-9425-43220	POSTAGE	500.00	1,322.41	100.51	(822.41)	264.48
602-9425-43620	GENERAL PROPERTY INSURANCE	0.00	0.00	0.00	0.00	0.00
602-9425-43630	GENERAL LIABILITY INSURANCE	19,850.00	28,768.33	0.00	(8,918.33)	144.93
602-9425-43800	UTILITIES-GAS/ELEC/SEWER/WATER	25,000.00	17,647.54	1,107.33	7,352.46	70.59
602-9425-43840	REFUSE	0.00	0.00	0.00	0.00	0.00
602-9425-43890	SEWER PLANT FEES	338,458.00	202,688.91	0.00	135,769.09	59.89
602-9425-43900	VEHICLE MAINTENANCE	0.00	0.00	0.00	0.00	0.00
602-9425-44010	REPAIRS & MAINT. - BUILDINGS	0.00	0.00	0.00	0.00	0.00
602-9425-44030	REP & MAIN. - OTHER THAN BLDGS	0.00	0.00	0.00	0.00	0.00
602-9425-44040	REPAIRS & MAINT. - EQUIPMENT	30,300.00	23,191.38	19,156.50	7,108.62	76.54
602-9425-44100	RENTALS (EQUIPMENT)	1,000.00	0.00	0.00	1,000.00	0.00
602-9425-44180	UNIFORMS	0.00	0.00	0.00	0.00	0.00
602-9425-44200	DEPRECIATION	320,468.00	244,640.25	27,182.25	75,827.75	76.34
602-9425-44250	EQUIPMENT REPLACEMENT	0.00	0.00	0.00	0.00	0.00
602-9425-44330	DUES & SUBSCRIPTIONS	400.00	556.00	0.00	(156.00)	139.00
602-9425-44380	LIFT STATIONS MAINTENANCE	20,000.00	9,627.04	0.00	10,372.96	48.14
602-9425-44650	LOCATES (GOPHER STATE)	1,800.00	311.70	105.30	1,488.30	17.32
602-9425-44800	SEWER MAIN MAINTENANCE	5,000.00	0.00	0.00	5,000.00	0.00
602-9425-44850	EMERGENCY EQUIPMENT REPAIR	0.00	0.00	0.00	0.00	0.00
602-9425-44950	SAFETY EQUIPMENT	1,500.00	0.00	0.00	1,500.00	0.00
602-9425-45350	IMPROVEMENTS	50,000.00	99,451.80	0.00	(49,451.80)	198.90
602-9425-49050	2014 FORD F350	0.00	0.00	0.00	0.00	0.00
602-9425-49200	TANDEM GENERATOR TRAILER	0.00	0.00	0.00	0.00	0.00
Total Dept 9425 - SEWER/WATER MAINTENANCE		1,054,366.00	823,005.07	63,723.89	231,360.93	78.06
TOTAL EXPENDITURES		1,507,605.81	857,881.32	(240,402.74)	649,724.49	56.90

REVENUE AND EXPENDITURE REPORT FOR CITY OF WYOMING  
 PERIOD ENDING 09/30/2023

GL NUMBER	DESCRIPTION	2023 AMENDED BUDGET	YTD BALANCE 09/30/2023	ACTIVITY FOR MONTH 09/30/2023	AVAILABLE BALANCE	% BDGT USED
Fund 602 - SEWER FUND						
Fund 602 - SEWER FUND:						
	TOTAL REVENUES	1,350,787.00	1,016,190.39	5,894.01	334,596.61	75.23
	TOTAL EXPENDITURES	1,507,605.81	857,881.32	(240,402.74)	649,724.49	56.90
	NET OF REVENUES & EXPENDITURES	(156,818.81)	158,309.07	246,296.75	(315,127.88)	100.95

User: ssaxe

PERIOD ENDING 09/30/2023

DB: Wyoming

GL NUMBER	DESCRIPTION	2023 AMENDED BUDGET	YTD BALANCE 09/30/2023	ACTIVITY FOR MONTH 09/30/2023	AVAILABLE BALANCE	% BGD USED
Fund 651 - SURFACE/STORM WATER FUND						
Revenues						
Dept 0000						
651-0000-33439	PERA PENSION OTHER REVENUE	0.00	0.00	0.00	0.00	0.00
651-0000-34111	ENGINEER FEE	0.00	1,850.00	200.00	(1,850.00)	100.00
651-0000-36100	SPECIAL ASSESSMENTS	0.00	0.00	0.00	0.00	0.00
651-0000-36210	INTEREST EARNINGS	1,500.00	10,284.31	175.24	(8,784.31)	685.62
651-0000-36240	REIMBURSEMENTS	0.00	0.00	0.00	0.00	0.00
651-0000-37125	UTILITY CHARGES	52,500.00	158,718.29	128.62	(106,218.29)	302.32
651-0000-39200	INTERFUND OPERATING TRANSFERS	0.00	0.00	0.00	0.00	0.00
651-0000-39203	TRANSFER FROM OTHER FUND	0.00	0.00	0.00	0.00	0.00
651-0000-39320	BOND PREMIUM	0.00	0.00	0.00	0.00	0.00
651-0000-39350	TRANSFER OF CAPITAL ASSETS	0.00	0.00	0.00	0.00	0.00
651-0000-39400	PROCEEDS FROM SALE	0.00	0.00	0.00	0.00	0.00
Total Dept 0000		54,000.00	170,852.60	503.86	(116,852.60)	316.39
TOTAL REVENUES		54,000.00	170,852.60	503.86	(116,852.60)	316.39
Expenditures						
Dept 1000 - GENERAL GOVERNMENT						
651-1000-43030	ENGINEERING	0.00	3,177.50	1,400.00	(3,177.50)	100.00
651-1000-47210	TRANSFER	0.00	0.00	0.00	0.00	0.00
Total Dept 1000 - GENERAL GOVERNMENT		0.00	3,177.50	1,400.00	(3,177.50)	100.00
Dept 3100 - HWYS, STREETS, AND ROADS						
651-3100-44000	REPAIRS & MAINT CONTR.	0.00	0.00	0.00	0.00	0.00
651-3100-45350	IMPROVEMENTS	0.00	0.00	0.00	0.00	0.00
Total Dept 3100 - HWYS, STREETS, AND ROADS		0.00	0.00	0.00	0.00	0.00
Dept 7000 - DEBT SERVICE						
651-7000-46010	DEBT SRV BOND PRINCIPAL	0.00	0.00	0.00	0.00	0.00
651-7000-46110	BOND INTEREST	0.00	0.00	0.00	0.00	0.00
651-7000-46130	ISSUANCE COSTS AND DISCOUNTS	0.00	0.00	0.00	0.00	0.00
Total Dept 7000 - DEBT SERVICE		0.00	0.00	0.00	0.00	0.00
Dept 9425 - SEWER/WATER MAINTENANCE						
651-9425-41010	FULL TIME - REGULAR	33,330.00	15,347.28	1,654.80	17,982.72	46.05
651-9425-41030	PART TIME EMPLOYEES REGULAR	2,500.00	0.00	0.00	2,500.00	0.00
651-9425-41210	PERA	2,690.00	1,151.06	124.11	1,538.94	42.79
651-9425-41220	FICA	2,740.00	1,174.07	126.60	1,565.93	42.85
651-9425-41290	PENSION EXPENSE	0.00	0.00	0.00	0.00	0.00
651-9425-41300	EMPLOYER PAID IN (GENERAL)	9,170.00	3,463.92	468.61	5,706.08	37.77
651-9425-41310	LIFE INSURANCE	110.00	0.00	0.00	110.00	0.00
651-9425-42080	TRAINING AND INSTRUCTION	5,045.00	0.00	0.00	5,045.00	0.00
651-9425-42100	OPERATING SUPPLIES	927.00	50.28	0.00	876.72	5.42
651-9425-42300	SAFETY EQUIPMENT	1,515.00	0.00	0.00	1,515.00	0.00
651-9425-42310	CONTRACTED SERVICES	8,100.00	8,313.48	0.00	(213.48)	102.64
651-9425-42400	SMALL TOOLS/MINOR EQUIPMENT	2,545.00	1,295.66	146.38	1,249.34	50.91
651-9425-42910	EQUIPMENT REPAIR	6400	0.00	0.00	0.00	0.00

PERIOD ENDING 09/30/2023

GL NUMBER	DESCRIPTION	2023 AMENDED BUDGET	YTD BALANCE 09/30/2023	ACTIVITY FOR MONTH 09/30/2023	AVAILABLE BALANCE	% BDGT USED
Fund 651 - SURFACE/STORM WATER FUND						
Expenditures						
651-9425-43000	PROFESSIONAL SERVICE (GENERAL)	0.00	604.10	91.51	(604.10)	100.00
651-9425-43100	MS4 PERMIT - ENGINEERING	10,300.00	7,458.00	0.00	2,842.00	72.41
651-9425-43210	TELEPHONE	2,700.00	0.00	0.00	2,700.00	0.00
651-9425-43800	UTILITIES-GAS/ELEC/SEWER/WATER	0.00	0.00	0.00	0.00	0.00
651-9425-43840	REFUSE	1,000.00	900.00	0.00	100.00	90.00
651-9425-43900	VEHICLE MAINTENANCE	0.00	0.00	0.00	0.00	0.00
651-9425-44010	REPAIRS & MAINT. - BUILDINGS	0.00	0.00	0.00	0.00	0.00
651-9425-44030	REP & MAIN. - OTHER THAN BLDGS	55,050.00	68,328.33	0.00	(13,278.33)	124.12
651-9425-44040	REPAIRS & MAINT. - EQUIPMENT	27,800.00	3,431.26	0.00	24,368.74	12.34
651-9425-44180	UNIFORMS	0.00	0.00	0.00	0.00	0.00
651-9425-44200	DEPRECIATION	51,423.00	38,567.16	4,285.24	12,855.84	75.00
651-9425-44290	REIMBURSEMENTS & REFUNDS	0.00	0.00	0.00	0.00	0.00
651-9425-44410	STREET MAINT MATERIALS	8,800.00	9,035.58	0.00	(235.58)	102.68
651-9425-44430	MS4 PERMIT - IMPLEMENTATION	0.00	0.00	0.00	0.00	0.00
651-9425-44650	LOCATES (GOPHER STATE)	1,800.00	310.85	105.30	1,489.15	17.27
Total Dept 9425 - SEWER/WATER MAINTENANCE		227,545.00	159,431.03	7,002.55	68,113.97	70.07
TOTAL EXPENDITURES		227,545.00	162,608.53	8,402.55	64,936.47	71.46
Fund 651 - SURFACE/STORM WATER FUND:						
TOTAL REVENUES		54,000.00	170,852.60	503.86	(116,852.60)	316.39
TOTAL EXPENDITURES		227,545.00	162,608.53	8,402.55	64,936.47	71.46
NET OF REVENUES & EXPENDITURES		(173,545.00)	8,244.07	(7,898.69)	(181,789.07)	4.75

REVENUE AND EXPENDITURE REPORT FOR CITY OF WYOMING  
 PERIOD ENDING 09/30/2023

GL NUMBER	DESCRIPTION	2023 AMENDED BUDGET	YTD BALANCE 09/30/2023	ACTIVITY FOR MONTH 09/30/2023	AVAILABLE BALANCE	% BDGT USED
Fund 700 - WYOMING REVOLVING LOAN FUND						
Revenues						
Dept 0000						
700-0000-36210	INTEREST EARNINGS	0.00	0.00	0.00	0.00	0.00
Total Dept 0000		0.00	0.00	0.00	0.00	0.00
TOTAL REVENUES		0.00	0.00	0.00	0.00	0.00
Expenditures						
Dept 7000 - DEBT SERVICE						
700-7000-47200	OPERATING TRANSFERS	0.00	0.00	0.00	0.00	0.00
Total Dept 7000 - DEBT SERVICE		0.00	0.00	0.00	0.00	0.00
TOTAL EXPENDITURES		0.00	0.00	0.00	0.00	0.00
Fund 700 - WYOMING REVOLVING LOAN FUND:						
TOTAL REVENUES		0.00	0.00	0.00	0.00	0.00
TOTAL EXPENDITURES		0.00	0.00	0.00	0.00	0.00
NET OF REVENUES & EXPENDITURES		0.00	0.00	0.00	0.00	0.00

REVENUE AND EXPENDITURE REPORT FOR CITY OF WYOMING  
 PERIOD ENDING 09/30/2023

GL NUMBER	DESCRIPTION	2023 AMENDED BUDGET	YTD BALANCE 09/30/2023	ACTIVITY FOR MONTH 09/30/2023	AVAILABLE BALANCE	% BDGT USED
Fund 800 - PROJECTS AND DEVELOPMENTS						
Revenues						
Dept 0000						
800-0000-32220	FEES ETC.	0.00	0.00	0.00	0.00	0.00
800-0000-36100	SPECIAL ASSESSMENTS	0.00	0.00	0.00	0.00	0.00
Total Dept 0000		0.00	0.00	0.00	0.00	0.00
TOTAL REVENUES		0.00	0.00	0.00	0.00	0.00
Expenditures						
Dept 1000 - GENERAL GOVERNMENT						
800-1000-43000	PROFESSIONAL SERVICE (GENERAL)	0.00	0.00	0.00	0.00	0.00
Total Dept 1000 - GENERAL GOVERNMENT		0.00	0.00	0.00	0.00	0.00
Dept 1400 - CITY CLERK OFFICE						
800-1400-43000	PROFESSIONAL SERVICE (GENERAL)	0.00	0.00	0.00	0.00	0.00
Total Dept 1400 - CITY CLERK OFFICE		0.00	0.00	0.00	0.00	0.00
TOTAL EXPENDITURES		0.00	0.00	0.00	0.00	0.00
Fund 800 - PROJECTS AND DEVELOPMENTS:						
TOTAL REVENUES		0.00	0.00	0.00	0.00	0.00
TOTAL EXPENDITURES		0.00	0.00	0.00	0.00	0.00
NET OF REVENUES & EXPENDITURES		0.00	0.00	0.00	0.00	0.00

PERIOD ENDING 09/30/2023

GL NUMBER	DESCRIPTION	2023 AMENDED BUDGET	YTD BALANCE 09/30/2023	ACTIVITY FOR MONTH 09/30/2023	AVAILABLE BALANCE	% BDGT USED
Fund 830 - FIRE DEPARTMENT CIP						
Revenues						
Dept 0000						
830-0000-31000	GENERAL PROPERTY TAXES	0.00	0.00	0.00	0.00	0.00
830-0000-33401	LOCAL GOVERNMENT AID	0.00	0.00	0.00	0.00	0.00
830-0000-36210	INTEREST EARNINGS	0.00	0.00	0.00	0.00	0.00
830-0000-39203	TRANSFER FROM OTHER FUND	0.00	0.00	0.00	0.00	0.00
Total Dept 0000		0.00	0.00	0.00	0.00	0.00
TOTAL REVENUES		0.00	0.00	0.00	0.00	0.00
Expenditures						
Dept 2110 - POLICE DEPARTMENT						
830-2110-45800	OTHER EQUIPMENT	0.00	0.00	0.00	0.00	0.00
Total Dept 2110 - POLICE DEPARTMENT		0.00	0.00	0.00	0.00	0.00
Dept 2200 - FIRE DEPARTMENT						
830-2200-45250	VEHICLE	0.00	0.00	0.00	0.00	0.00
830-2200-45350	IMPROVEMENTS	0.00	0.00	0.00	0.00	0.00
830-2200-45800	OTHER EQUIPMENT	0.00	0.00	0.00	0.00	0.00
830-2200-47220	INTERFUND INTEREST EXPENSE	0.00	0.00	0.00	0.00	0.00
Total Dept 2200 - FIRE DEPARTMENT		0.00	0.00	0.00	0.00	0.00
Dept 7000 - DEBT SERVICE						
830-7000-46010	DEBT SRV BOND PRINCIPAL	0.00	0.00	0.00	0.00	0.00
830-7000-46110	BOND INTEREST	0.00	0.00	0.00	0.00	0.00
830-7000-47000	PRINCIPAL	0.00	0.00	0.00	0.00	0.00
Total Dept 7000 - DEBT SERVICE		0.00	0.00	0.00	0.00	0.00
TOTAL EXPENDITURES		0.00	0.00	0.00	0.00	0.00
Fund 830 - FIRE DEPARTMENT CIP:						
TOTAL REVENUES		0.00	0.00	0.00	0.00	0.00
TOTAL EXPENDITURES		0.00	0.00	0.00	0.00	0.00
NET OF REVENUES & EXPENDITURES		0.00	0.00	0.00	0.00	0.00

REVENUE AND EXPENDITURE REPORT FOR CITY OF WYOMING  
 PERIOD ENDING 09/30/2023

GL NUMBER	DESCRIPTION	2023 AMENDED BUDGET	YTD BALANCE 09/30/2023	ACTIVITY FOR MONTH 09/30/2023	AVAILABLE BALANCE	% BGDGT USED
Fund 840 - POLICE DEPARTMENT CIP						
Revenues						
Dept 0000						
840-0000-31000	GENERAL PROPERTY TAXES	0.00	0.00	0.00	0.00	0.00
840-0000-33401	LOCAL GOVERNMENT AID	0.00	0.00	0.00	0.00	0.00
840-0000-33620	OTHER COUNTY GRANTS & AIDS	0.00	0.00	0.00	0.00	0.00
840-0000-36210	INTEREST EARNINGS	0.00	0.00	0.00	0.00	0.00
840-0000-36240	REIMBURSEMENTS	0.00	0.00	0.00	0.00	0.00
840-0000-39203	TRANSFER FROM OTHER FUND	0.00	0.00	0.00	0.00	0.00
840-0000-39400	PROCEEDS FROM SALE	0.00	0.00	0.00	0.00	0.00
Total Dept 0000		0.00	0.00	0.00	0.00	0.00
TOTAL REVENUES		0.00	0.00	0.00	0.00	0.00
Expenditures						
Dept 2110 - POLICE DEPARTMENT						
840-2110-45350	IMPROVEMENTS	0.00	0.00	0.00	0.00	0.00
840-2110-45800	OTHER EQUIPMENT	0.00	0.00	0.00	0.00	0.00
840-2110-45900	VEHICLE	0.00	0.00	0.00	0.00	0.00
840-2110-47200	OPERATING TRANSFERS	0.00	0.00	0.00	0.00	0.00
Total Dept 2110 - POLICE DEPARTMENT		0.00	0.00	0.00	0.00	0.00
TOTAL EXPENDITURES		0.00	0.00	0.00	0.00	0.00
Fund 840 - POLICE DEPARTMENT CIP:						
TOTAL REVENUES		0.00	0.00	0.00	0.00	0.00
TOTAL EXPENDITURES		0.00	0.00	0.00	0.00	0.00
NET OF REVENUES & EXPENDITURES		0.00	0.00	0.00	0.00	0.00

REVENUE AND EXPENDITURE REPORT FOR CITY OF WYOMING  
 PERIOD ENDING 09/30/2023

GL NUMBER	DESCRIPTION	2023 AMENDED BUDGET	YTD BALANCE 09/30/2023	ACTIVITY FOR MONTH 09/30/2023	AVAILABLE BALANCE	% BDGT USED
Fund 850 - PARKS DEPARTMENT CIP						
Revenues						
Dept 0000						
850-0000-31000	GENERAL PROPERTY TAXES	0.00	0.00	0.00	0.00	0.00
850-0000-34125	DONATIONS	0.00	0.00	0.00	0.00	0.00
850-0000-36210	INTEREST EARNINGS	0.00	0.00	0.00	0.00	0.00
850-0000-39203	TRANSFER FROM OTHER FUND	0.00	0.00	0.00	0.00	0.00
Total Dept 0000		0.00	0.00	0.00	0.00	0.00
TOTAL REVENUES		0.00	0.00	0.00	0.00	0.00
Expenditures						
Dept 1000 - GENERAL GOVERNMENT						
850-1000-47210	TRANSFER	0.00	0.00	0.00	0.00	0.00
Total Dept 1000 - GENERAL GOVERNMENT		0.00	0.00	0.00	0.00	0.00
Dept 5200 - PARKS						
850-5200-45350	IMPROVEMENTS	0.00	0.00	0.00	0.00	0.00
Total Dept 5200 - PARKS		0.00	0.00	0.00	0.00	0.00
TOTAL EXPENDITURES		0.00	0.00	0.00	0.00	0.00
Fund 850 - PARKS DEPARTMENT CIP:						
TOTAL REVENUES		0.00	0.00	0.00	0.00	0.00
TOTAL EXPENDITURES		0.00	0.00	0.00	0.00	0.00
NET OF REVENUES & EXPENDITURES		0.00	0.00	0.00	0.00	0.00

REVENUE AND EXPENDITURE REPORT FOR CITY OF WYOMING  
 PERIOD ENDING 09/30/2023

GL NUMBER	DESCRIPTION	2023 AMENDED BUDGET	YTD BALANCE 09/30/2023	ACTIVITY FOR MONTH 09/30/2023	AVAILABLE BALANCE	% BDGT USED
Fund 860 - WATER-SEWER CIP						
Revenues						
Dept 0000						
860-0000-31000	GENERAL PROPERTY TAXES	0.00	0.00	0.00	0.00	0.00
860-0000-36210	INTEREST EARNINGS	0.00	0.00	0.00	0.00	0.00
860-0000-39203	TRANSFER FROM OTHER FUND	0.00	0.00	0.00	0.00	0.00
Total Dept 0000		0.00	0.00	0.00	0.00	0.00
TOTAL REVENUES		0.00	0.00	0.00	0.00	0.00
Expenditures						
Dept 1000 - GENERAL GOVERNMENT						
860-1000-47210	TRANSFER	0.00	0.00	0.00	0.00	0.00
Total Dept 1000 - GENERAL GOVERNMENT		0.00	0.00	0.00	0.00	0.00
TOTAL EXPENDITURES		0.00	0.00	0.00	0.00	0.00
Fund 860 - WATER-SEWER CIP:						
TOTAL REVENUES		0.00	0.00	0.00	0.00	0.00
TOTAL EXPENDITURES		0.00	0.00	0.00	0.00	0.00
NET OF REVENUES & EXPENDITURES		0.00	0.00	0.00	0.00	0.00

REVENUE AND EXPENDITURE REPORT FOR CITY OF WYOMING  
 PERIOD ENDING 09/30/2023

GL NUMBER	DESCRIPTION	2023 AMENDED BUDGET	YTD BALANCE 09/30/2023	ACTIVITY FOR MONTH 09/30/2023	AVAILABLE BALANCE	% BDGT USED
Fund 870 - GENERAL ADMINISTRATION CIP						
Revenues						
Dept 0000						
870-0000-31000	GENERAL PROPERTY TAXES	0.00	0.00	0.00	0.00	0.00
870-0000-33401	LOCAL GOVERNMENT AID	0.00	0.00	0.00	0.00	0.00
870-0000-36210	INTEREST EARNINGS	0.00	0.00	0.00	0.00	0.00
870-0000-39203	TRANSFER FROM OTHER FUND	0.00	0.00	0.00	0.00	0.00
Total Dept 0000		0.00	0.00	0.00	0.00	0.00
TOTAL REVENUES		0.00	0.00	0.00	0.00	0.00
Expenditures						
Dept 1000 - GENERAL GOVERNMENT						
870-1000-42090	NETWORK MUNICIPAL COMPUTERS	0.00	0.00	0.00	0.00	0.00
870-1000-42220	OFFICE EQUIPMENT	0.00	0.00	0.00	0.00	0.00
870-1000-45350	IMPROVEMENTS	0.00	0.00	0.00	0.00	0.00
870-1000-45900	VEHICLE	0.00	0.00	0.00	0.00	0.00
870-1000-47210	TRANSFER	0.00	0.00	0.00	0.00	0.00
Total Dept 1000 - GENERAL GOVERNMENT		0.00	0.00	0.00	0.00	0.00
TOTAL EXPENDITURES		0.00	0.00	0.00	0.00	0.00
Fund 870 - GENERAL ADMINISTRATION CIP:						
TOTAL REVENUES		0.00	0.00	0.00	0.00	0.00
TOTAL EXPENDITURES		0.00	0.00	0.00	0.00	0.00
NET OF REVENUES & EXPENDITURES		0.00	0.00	0.00	0.00	0.00

PERIOD ENDING 09/30/2023

GL NUMBER	DESCRIPTION	2023 AMENDED BUDGET	YTD BALANCE 09/30/2023	ACTIVITY FOR MONTH 09/30/2023	AVAILABLE BALANCE	% BDGT USED
Fund 880 - STREETS DEPARTMENT CIP						
Revenues						
Dept 0000						
880-0000-31000	GENERAL PROPERTY TAXES	0.00	0.00	0.00	0.00	0.00
880-0000-33401	LOCAL GOVERNMENT AID	0.00	0.00	0.00	0.00	0.00
880-0000-36210	INTEREST EARNINGS	0.00	0.00	0.00	0.00	0.00
880-0000-36240	REIMBURSEMENTS	0.00	0.00	0.00	0.00	0.00
880-0000-39203	TRANSFER FROM OTHER FUND	0.00	0.00	0.00	0.00	0.00
880-0000-39311	CAPITAL LEASE PROCEEDS	0.00	0.00	0.00	0.00	0.00
880-0000-39400	PROCEEDS FROM SALE	0.00	0.00	0.00	0.00	0.00
Total Dept 0000		0.00	0.00	0.00	0.00	0.00
TOTAL REVENUES		0.00	0.00	0.00	0.00	0.00
Expenditures						
Dept 1000 - GENERAL GOVERNMENT						
880-1000-47210	TRANSFER	0.00	0.00	0.00	0.00	0.00
Total Dept 1000 - GENERAL GOVERNMENT		0.00	0.00	0.00	0.00	0.00
Dept 3100 - HWYS, STREETS, AND ROADS						
880-3100-42750	TRUCK PAYMENT	0.00	0.00	0.00	0.00	0.00
880-3100-42900	STREET SIGN REPAIR	0.00	0.00	0.00	0.00	0.00
880-3100-44250	EQUIPMENT REPLACEMENT	0.00	0.00	0.00	0.00	0.00
880-3100-44270	LOADER REPLACEMENT	0.00	0.00	0.00	0.00	0.00
880-3100-44500	CRACK FILLING	0.00	0.00	0.00	0.00	0.00
880-3100-44550	SEAL COATING	0.00	0.00	0.00	0.00	0.00
880-3100-44570	GRAVEL IMPROVEMENTS	0.00	0.00	0.00	0.00	0.00
880-3100-44580	CALCIUM CHLORIDE	0.00	0.00	0.00	0.00	0.00
880-3100-44600	POTHoles/PATCHING	0.00	0.00	0.00	0.00	0.00
880-3100-45350	IMPROVEMENTS	0.00	0.00	0.00	0.00	0.00
880-3100-45800	OTHER EQUIPMENT	0.00	0.00	0.00	0.00	0.00
880-3100-46000	BOND PRINCIPAL	0.00	0.00	0.00	0.00	0.00
880-3100-46110	BOND INTEREST	0.00	0.00	0.00	0.00	0.00
880-3100-47200	OPERATING TRANSFERS	0.00	0.00	0.00	0.00	0.00
880-3100-47220	INTERFUND INTEREST EXPENSE	0.00	0.00	0.00	0.00	0.00
Total Dept 3100 - HWYS, STREETS, AND ROADS		0.00	0.00	0.00	0.00	0.00
Dept 7000 - DEBT SERVICE						
880-7000-46010	DEBT SRV BOND PRINCIPAL	0.00	0.00	0.00	0.00	0.00
880-7000-46110	BOND INTEREST	0.00	0.00	0.00	0.00	0.00
Total Dept 7000 - DEBT SERVICE		0.00	0.00	0.00	0.00	0.00
TOTAL EXPENDITURES		0.00	0.00	0.00	0.00	0.00
Fund 880 - STREETS DEPARTMENT CIP:						
TOTAL REVENUES		0.00	0.00	0.00	0.00	0.00
TOTAL EXPENDITURES		0.00	0.00	0.00	0.00	0.00

REVENUE AND EXPENDITURE REPORT FOR CITY OF WYOMING  
PERIOD ENDING 09/30/2023

GL NUMBER	DESCRIPTION	2023 AMENDED BUDGET	YTD BALANCE 09/30/2023	ACTIVITY FOR MONTH 09/30/2023	AVAILABLE BALANCE	% BDGT USED
Fund 880 -	STREETS DEPARTMENT CIP					
	NET OF REVENUES & EXPENDITURES	0.00	0.00	0.00	0.00	0.00

REVENUE AND EXPENDITURE REPORT FOR CITY OF WYOMING  
 PERIOD ENDING 09/30/2023

GL NUMBER	DESCRIPTION	2023 AMENDED BUDGET	YTD BALANCE 09/30/2023	ACTIVITY FOR MONTH 09/30/2023	AVAILABLE BALANCE	% BDGT USED
Fund 900 - INVESTMENT						
Revenues						
Dept 0000						
900-0000-36210	INTEREST EARNINGS	0.00	0.00	0.00	0.00	0.00
900-0000-39720	TRANSFERS IN	0.00	0.00	0.00	0.00	0.00
Total Dept 0000		0.00	0.00	0.00	0.00	0.00
TOTAL REVENUES		0.00	0.00	0.00	0.00	0.00
Fund 900 - INVESTMENT:						
TOTAL REVENUES		0.00	0.00	0.00	0.00	0.00
TOTAL EXPENDITURES		0.00	0.00	0.00	0.00	0.00
NET OF REVENUES & EXPENDITURES		0.00	0.00	0.00	0.00	0.00

PERIOD ENDING 09/30/2023

GL NUMBER	DESCRIPTION	2023 AMENDED BUDGET	YTD BALANCE 09/30/2023	ACTIVITY FOR MONTH 09/30/2023	AVAILABLE BALANCE	% BDGT USED
Fund 999 - GASB 34 CONVERSION FUND						
Revenues						
Dept 0000						
999-0000-31000	GENERAL PROPERTY TAXES	0.00	0.00	0.00	0.00	0.00
999-0000-33439	PERA PENSION OTHER REVENUE	0.00	0.00	0.00	0.00	0.00
999-0000-36100	SPECIAL ASSESSMENTS	0.00	0.00	0.00	0.00	0.00
999-0000-36255	CAPITAL CONTRIBUTIONS FROM DEV	0.00	0.00	0.00	0.00	0.00
999-0000-36505	REVOLVING LOANS RETAINED	0.00	0.00	0.00	0.00	0.00
999-0000-39230	BOND PREMIUM REVENUE	0.00	0.00	0.00	0.00	0.00
999-0000-39300	BOND PROCEEDS	0.00	0.00	0.00	0.00	0.00
999-0000-39999	PRIOR PERIOD ADJUSTMENTS	0.00	0.00	0.00	0.00	0.00
Total Dept 0000		0.00	0.00	0.00	0.00	0.00
TOTAL REVENUES		0.00	0.00	0.00	0.00	0.00
Expenditures						
Dept 1000 - GENERAL GOVERNMENT						
999-1000-41000	SALARIES & WAGES	0.00	0.00	0.00	0.00	0.00
999-1000-41010	FULL TIME - REGULAR	0.00	0.00	0.00	0.00	0.00
999-1000-41290	PENSION EXPENSE	0.00	0.00	0.00	0.00	0.00
999-1000-41390	OPEB EXPENSE	0.00	0.00	0.00	0.00	0.00
999-1000-44200	DEPRECIATION	0.00	0.00	0.00	0.00	0.00
999-1000-45000	CAPITAL OUTLAY	0.00	0.00	0.00	0.00	0.00
Total Dept 1000 - GENERAL GOVERNMENT		0.00	0.00	0.00	0.00	0.00
Dept 1400 - CITY CLERK OFFICE						
999-1400-41290	PENSION EXPENSE	0.00	0.00	0.00	0.00	0.00
Total Dept 1400 - CITY CLERK OFFICE		0.00	0.00	0.00	0.00	0.00
Dept 2000 - PUBLIC SAFETY						
999-2000-41000	SALARIES & WAGES	0.00	0.00	0.00	0.00	0.00
999-2000-41010	FULL TIME - REGULAR	0.00	0.00	0.00	0.00	0.00
999-2000-41290	PENSION EXPENSE	0.00	0.00	0.00	0.00	0.00
999-2000-41390	OPEB EXPENSE	0.00	0.00	0.00	0.00	0.00
999-2000-44200	DEPRECIATION	0.00	0.00	0.00	0.00	0.00
999-2000-45000	CAPITAL OUTLAY	0.00	0.00	0.00	0.00	0.00
999-2000-47300	LOSS OF SALE OF CAP	0.00	0.00	0.00	0.00	0.00
Total Dept 2000 - PUBLIC SAFETY		0.00	0.00	0.00	0.00	0.00
Dept 2110 - POLICE DEPARTMENT						
999-2110-41010	FULL TIME - REGULAR	0.00	0.00	0.00	0.00	0.00
Total Dept 2110 - POLICE DEPARTMENT		0.00	0.00	0.00	0.00	0.00
Dept 3000 - PUBLIC WORKS						
999-3000-41000	SALARIES & WAGES	0.00	0.00	0.00	0.00	0.00
999-3000-41010	FULL TIME - REGULAR	0.00	0.00	0.00	0.00	0.00
999-3000-41290	PENSION EXPENSE	7600	0.00	0.00	0.00	0.00

PERIOD ENDING 09/30/2023

GL NUMBER	DESCRIPTION	2023 AMENDED BUDGET	YTD BALANCE 09/30/2023	ACTIVITY FOR MONTH 09/30/2023	AVAILABLE BALANCE	% BGDGT USED
Fund 999 - GASB 34 CONVERSION FUND						
Expenditures						
999-3000-41390	OPEB EXPENSE	0.00	0.00	0.00	0.00	0.00
999-3000-44200	DEPRECIATION	0.00	0.00	0.00	0.00	0.00
999-3000-45000	CAPITAL OUTLAY	0.00	0.00	0.00	0.00	0.00
999-3000-47300	LOSS OF SALE OF CAP	0.00	0.00	0.00	0.00	0.00
Total Dept 3000 - PUBLIC WORKS		0.00	0.00	0.00	0.00	0.00
Dept 3100 - HWYS, STREETS, AND ROADS						
999-3100-41010	FULL TIME - REGULAR	0.00	0.00	0.00	0.00	0.00
999-3100-45000	CAPITAL OUTLAY	0.00	0.00	0.00	0.00	0.00
Total Dept 3100 - HWYS, STREETS, AND ROADS		0.00	0.00	0.00	0.00	0.00
Dept 5000 - CULTURE-RECREATION						
999-5000-44200	DEPRECIATION	0.00	0.00	0.00	0.00	0.00
999-5000-45000	CAPITAL OUTLAY	0.00	0.00	0.00	0.00	0.00
Total Dept 5000 - CULTURE-RECREATION		0.00	0.00	0.00	0.00	0.00
Dept 5200 - PARKS						
999-5200-41000	SALARIES & WAGES	0.00	0.00	0.00	0.00	0.00
Total Dept 5200 - PARKS		0.00	0.00	0.00	0.00	0.00
Dept 7000 - DEBT SERVICE						
999-7000-46010	DEBT SRV BOND PRINCIPAL	0.00	0.00	0.00	0.00	0.00
999-7000-46100	CAPITAL LEASE PRINCIPAL	0.00	0.00	0.00	0.00	0.00
999-7000-46110	BOND INTEREST	0.00	0.00	0.00	0.00	0.00
999-7000-46120	BOND DISCOUNT AMORTIZATION	0.00	0.00	0.00	0.00	0.00
Total Dept 7000 - DEBT SERVICE		0.00	0.00	0.00	0.00	0.00
Dept 9000 - MISCELLANEOUS						
999-9000-47250	TRANSFER OF CAPITAL ASSETS	0.00	0.00	0.00	0.00	0.00
Total Dept 9000 - MISCELLANEOUS		0.00	0.00	0.00	0.00	0.00
TOTAL EXPENDITURES		0.00	0.00	0.00	0.00	0.00
Fund 999 - GASB 34 CONVERSION FUND:						
TOTAL REVENUES		0.00	0.00	0.00	0.00	0.00
TOTAL EXPENDITURES		0.00	0.00	0.00	0.00	0.00
NET OF REVENUES & EXPENDITURES		0.00	0.00	0.00	0.00	0.00

REVENUE AND EXPENDITURE REPORT FOR CITY OF WYOMING  
 PERIOD ENDING 09/30/2023

GL NUMBER	DESCRIPTION	2023 AMENDED BUDGET	YTD BALANCE 09/30/2023	ACTIVITY FOR MONTH 09/30/2023	AVAILABLE BALANCE	% BDGT USED
TOTAL REVENUES - ALL FUNDS		8,750,295.00	7,480,933.08	240,746.22	1,269,361.92	85.49
TOTAL EXPENDITURES - ALL FUNDS		8,943,331.81	8,283,018.06	237,612.66	660,313.75	92.62
NET OF REVENUES & EXPENDITURES		(193,036.81)	(802,084.98)	3,133.56	609,048.17	415.51



## Request for Council Action

---

Date: November 15, 2023  
To: Mayor Iverson and Members of City Council  
From: Neil D. Bauer, Public Safety Director   
Subject: Request to Provide Conditional Offer to Derek Heath for Reserve Cadet Officer Position  
Method: New Business

---

The police department is requesting authorization to provide a conditional offer for the volunteer Reserve Cadet Officer position to Derek Heath.

Derek is a current law enforcement student at Rasmussen University and is a Wyoming resident. Derek has been a valuable contributor to the community as a volunteer reserve since April 2023. He will complete his formal schooling later this year and will be eligible to be licensed as a police officer in 2024.

Conditions of the offer:

- successful completion of a background investigation;
- recommend for hiring from the pre-employment psychological evaluation;
- successful completion of the employment functional test;
- successful completion of the pre-employment medical screening and drug screening; and
- conditional employment approval from the Wyoming City Council.

Upon successful completion of these conditions, Derek will begin his volunteer reserve cadet officer shifts.

The Reserve Cadet Officer position is a volunteer position but is entitled to tuition reimbursement, based on the conditions of the Wyoming Police Department Reserve Cadet Officer Agreement.

### **Recommendation**

Staff recommends providing a conditional offer for the Reserve Cadet Officer position, upon successful completion of the conditions.



# Request for Council Action

Date: November 15, 2023

**Presented to:** City Council  
**Presented by:** Zoning Administrator / Building Official Frederick E. Weck, IV  
**Department:** Planning & Zoning  
**Reference:** Amendments to the Zoning Ordinance Architectural Standards  
**Method:** New Business

Below are background information and a synopsis of the proposed changes to the Architectural Standards of the Zoning Ordinance. The proposed draft ordinance and the current ordinance follow.

**2018** – Current Ordinance. The City of Wyoming amended the Architectural Standards Division of the Zoning Ordinance in 2018. Primarily what was changed then were the addition of the preamble to Section 40-451, a reworking of the percentage of, and specific materials within, the three classes of materials listed in the ordinance, and the addition of exceptions (a), (b), & (e). The preamble language was added to provide guidance to the city and developers as to the intent of the regulations. The materials and their percentages were updated to account for newer materials and to be on par with other communities.

**2023** – The existing ordinance was again compared to a number of adjacent communities. The draft Architectural Standards ordinance has been reformatted so that each zoning district has its own table; this was done to help alleviate any confusion a developer may have regarding their site.

Section 40-40 – Building material definitions have been added. These will be added to the Definitions chapter of the Zoning Ordinance.

Section 40-450 – Scope. Acronyms were added to the zoning districts.

Section 40-451 - The “Additions and Repairs to Existing Buildings” section has been moved from the end of the ordinance to right after the Scope section. This, and the addition of the tables for each district, necessitated the re-numbering of the remaining ordinance sections. February 2, 1998 was the date that the City began to prohibit “pole barn” type structures with exposed fasteners.

Section 40-452 - The first paragraph of the section, the preamble, was revised to reflect the goals of the recently adopted comprehensive plan update.

- (1) Preliminary Meeting with Staff. This item was added.
- (2) No changes.
- (3)-(6) These items were reorganized with the addition of the zoning district tables.

Sections 40-453 – 40-458 – These sections contain the tables for each district; ‘engineered wood siding’ was added as a Class II material to all of the tables.

- (1) The percentages of building material classes have been changed from:  
Commercial structures must provide a cohesive architectural appearance reflecting its functional purpose and must be composed of at least sixty-five percent (65%) Class I materials; not more than thirty-five percent (35%) percent Class II or Class III materials.

To:

Acceptable exterior materials are divided into Class I, Class II, and Class III categories as presented in the table below. Facades facing public right-of-way or a residential district must be composed of at least 65 percent of Class I or II materials, with Class I materials comprising at least 25 percent of the total façade. Side and rear facades not visible from public right-of-way or residential districts may use any combination of Class I, II, or III materials.

Section 40-458 – Item (5) is an exception for buildings in the Industrial (I) district that is in the current ordinance.

## Recommendation:

The Planning Commission is recommending that the City Council adopt the amended ordinance.

**ORDINANCE NO. 2023-05**  
**AN ORDINANCE AMENDING THE CITY OF WYOMING CODE OF ORDINANCES, CHAPTER 40, ARTICLE IV, DEFINITIONS, AND ARTICLE VII, DIVISION 5, ARCHITECTURAL STANDARDS.**

**NOW THEREFORE**, it is hereby ordained by the City Council of the City of Wyoming, Chisago County, Minnesota, that the following Sections of Chapter 40, Article IV, Definitions and Article VII, Division 5, Architectural Standards are amended as follows:

**ARTICLE IV. DEFINITION OF TERMS**

**Sec. 40-40. Definitions.** *(Terms will be renumbered when they are added to the Definitions chapter of the Zoning Ordinance)*

- (1) **Architectural precast concrete panel** is a construction product produced by casting concrete in a reusable mold or "form" which is then cured in a controlled environment, transported to the construction site and maneuvered into place.
- (2) **Brick** is a building material typically being rectangular and made of moist clay hardened by heat.
- (3) **Burnished concrete block** is concrete blocks polished to expose the natural aggregates in the concrete mix.
- (4) **Ceramic tile** a tile made from clay that has been permanently hardened by heat, often having a decorative glaze.
- (5) **Copper** is a soft, malleable, and ductile metal used for roof and wall cladding.
- (6) **Engineered wood siding** is a type of exterior cladding that is designed to mimic the look of natural wood. It is made by bonding together wood fibers, strands, or particles with resins and adhesives to create a durable and long-lasting material.
- (7) **Exterior finish installation system (EIFS)** is a nonload bearing, exterior wall cladding system that consists of an insulation board attached either adhesively or mechanically, or both, to the substrate; an integrally reinforced base coat; and a textured protective finish coat.
- (8) **Fiber-cement exterior siding** is a composite material made of cement reinforced with cellulose fibers.
- (9) **Formed metal panels with exposed fasteners.** A panel system is where the panels are fastened directly onto the roof deck or exterior wall with screws that penetrate the panels. The screw heads are left visible.
- (10) **Glass block** is masonry composed of glass units bonded by mortar.
- (11) **Glass curtain wall** a lightweight aluminum-framed facade housing glass or metal panels. These glazing systems don't support the weight of a roof or floor.
- (12) **Glazed block** is a concrete masonry unit with a permanent smooth resinous tile facing applied during manufacture. Also called prefaced block.
- (13) **Ground face block:** A concrete masonry unit in which the surface is ground to a smooth finish exposing the internal matrix and aggregate of the unit. Also called burnished or honed block.
- (14) **Manufactured stone** is made of a concrete mix that is molded and colored to simulate the color and texture of natural stone.
- (15) **Masonry stucco** is an exterior finish for masonry or frame walls, usually composed of cement, sand, and hydrated lime mixed with water that will adhere to a surface and preserve the texture imposed on it.
- (16) **Metal Siding** is steel or aluminum exterior siding used for decoration and weatherproofing, imitating wood clapboard, batten board, and batten or shakes.
- (17) **Natural stone** is naturally occurring granite, marble, limestone, slate, river rock, and other similar hard and durable all-weather stone that is customarily used in exterior construction material.
- (18) **Natural wood** is unprocessed and unmixed with other materials (plastics, fibers, glues, etc.) as is the case with plywood or chipboard.
- (19) **Opaque panels** are an exterior wall cladding system comprised of weather resistant panels of various materials.
- (20) **Ornamental metal** is a screening made of various weather resistant iron, metal, or similar materials.
- (21) **Pole barn.** Pre-engineered post-frame structures with agricultural grade metal wall and roof panels, typically with exposed fasteners.
- (22) **Scored concrete block** is a block with grooves on the face for aesthetic purposes. For example, the grooves may simulate raked joints.
- (23) **Smooth concrete block** is concrete block with a smooth face without ornamentation.

- (24) **Smooth concrete tilt-up panels** are concrete panels that are cast in forms on a building's slab and are then lifted into place after curing.
- (25) **Split block:** A concrete masonry unit with one or more faces purposely fractured to produce a rough texture for aesthetic purposes. Also called a split-faced or rock-faced block.
- (26) **Standing seam metal roofing system** features panels consisting of formed sheet metal with vertical ribs at the panel edges, installed by lapping and interlocking edges of adjacent panels. The panels are attached to the substrate using concealed clips and fasteners.
- (27) **Textured or rock face concrete block** is produced by mechanically splitting concrete block resulting in a surface with a very rough texture.
- (28) **Vinyl Siding** is plastic exterior siding used for decoration and weatherproofing, imitating wood clapboard, batten board, and batten or shakes.

**THE REST OF THIS PAGE INTENTIONALLY LEFT BLANK**

DRAFT

## DIVISION 5. ARCHITECTURAL STANDARDS

### Sec. 40 – 450. Scope.

The requirements contained within this Division shall apply to all nonresidential structures in the Agricultural, Rural Residential I (R-1), Rural Residential II (R-2), Single-Family Residential (R-3), One- and Two-Family Residential (R-4), and Manufactured Home Districts (R-5), and all structures in the Multiple Family Dwelling (R-6), Central Business (CBD), Commercial (C), Industrial (I), Office and Health Care (OHC), or Mixed-Use Districts (MXD).

- (1) Architectural Standards for dwellings are contained in Article VII, Division 6.
- (2) These standards shall not apply to farm structures that are allowed as a permitted use in the Agricultural District.

### Sec. 40 – 451. Additions and Repairs to Existing Buildings.

- (1) Nonconforming buildings existing as of February 2, 1998 and allowed under Article VII, Division 22, shall not be prohibited by this Division; however, additions to or enlargements of such structures or repairs or restorations for damage or destruction of the structure as described in Sec. 40 – 651, (5) shall be done in compliance with this Division.
- (2) All subsequent additions and accessory buildings constructed after the erection of the original building or buildings shall be reviewed by the Planning Commission.

### Sec. 40 – 452. Architectural standards.

These standards are intended to ensure coordinated design of new and existing building exteriors, including additions and accessory structures, in order to provide visual harmony; enhance the character and appearance of the district that the building is located in; and to aid in improving the overall economic viability of the district. These standards are intended to prevent the use of materials that are unsightly, subject to rapid deterioration or which contribute to depreciation of property values or cause urban blight. It is not the intent of this Division to unduly restrict design freedom when reviewing and approving project architecture in relationship to the proposed land use, site characteristics, and interior building layout. While the City of Wyoming has not established a theme or particular style of architecture that must be adhered to, a general goal of creating a small city atmosphere is desired within the Central Business District (CBD).

- (1) **Preliminary Meeting with Staff.**  
Applicants shall request a meeting with City staff prior to Planning Commission and City Council review to determine general compliance with the code.
- (2) **Architectural Plans:**  
Architectural plans shall be prepared by an architect or other qualified person (as determined by the Zoning Administrator) and shall show the following:
  - (a) Elevations of all sides of the building.
  - (b) Type and color of exterior building materials.
  - (c) Typical floor plans.
  - (d) Dimensions of all structures.
  - (e) The location of trash containers and of exterior electrical, heating, ventilation, and air conditioning equipment.
  - (f) Utility plans including water, sanitary sewer, and storm sewer.
  - (g) Additional plans deemed necessary by the Zoning Administrator.
- (3) **Exterior building materials:**  
Exterior building materials shall be subject to Planning Commission approval and the following:
  - (a) Commercial structures must provide a cohesive architectural appearance reflecting its functional purpose.
  - (b) Garish or bright accent colors for awnings, trim, banding, walls, entries or any portion of the building shall be minimized, but in no case shall such coloring exceed five percent (5%) of each wall area.
  - (c) The overall architectural character shall have a consistent architectural expression on all sides of the building and be compatible with its surroundings.
  - (d) Windows or simulated windows shall be used on the ground level of any wall parallel to or nearly parallel to a street.
  - (e) All façade treatments shall be maintained so as to not be unsightly in appearance or in a state of disrepair, nor shall harmful health or safety conditions be present for the life of the project.

- (f) All structures, including parking ramps shall be designed to be architecturally integrated into the overall site and be made of comparable materials and decorative elements.
- (4) **Roofing:**
  - (a) Exposed roof materials shall be similar to, or an architectural equivalent of a high quality asphalt shingle (300# or better), wood shingle, standing seam metal roof, or better.
- (5) **Prohibited Exterior Materials:**
  - (a) Vinyl Siding.
  - (b) Metal Siding.
  - (c) Formed Metal Panels with exposed fasteners.
  - (d) Pre-engineered post-frame structures with agricultural grade metal wall and roof panels, commonly called "pole barns" are not permitted.
- (6) **Exceptions:**  
The following exceptions to the exterior building material requirements may apply:
  - (a) The use is an essential service as defined by this Division; or
  - (b) The applicant shall have the burden of demonstrating that:
    1. The proposed building maintains the quality in design and materials intended by this Division,
    2. The proposed building design and materials are compatible and in harmony with other structures within the district that were constructed after February 2, 1998,
    3. The justification for deviation from the requirements of this Division shall not be based on economic considerations.

**Sec. 40 – 453. R-6 Medium and High Density Housing District, and all nonresidential structures in the R-1, R-2, R-3, R-4, R-5, and A Districts.**

- (1) Acceptable exterior materials are divided into Class I, Class II, and Class III categories as presented in the table below. Facades facing public right-of-way or a residential district must be composed of at least 65 percent of Class I or II materials, with Class I materials comprising at least 25 percent of the total façade. Side and rear facades not visible from public right-of-way or residential districts may use any combination of Class I, II, or III materials.

CLASS I	CLASS II	CLASS III
Brick, Natural stone (or similar appearing, high quality manufactured stone), Natural wood, provided that the surfaces are finished for exterior use or the wood is of proven durability for exterior use, such as cedar, redwood or cypress, Glass curtain wall, Copper, Other comparable or superior materials, New materials that meet the intent of the preamble above.	Specialty concrete block such as burnished, textured or rock face, Architecturally precast concrete panels having an exposed aggregate, light sandblast, acid etch, form liner, smooth as cast, tooled, natural stone veneer, brick face and/or cast stone type finish, Masonry stucco, Fiber-cement exterior siding, <u>Engineered wood siding.</u> Other comparable or superior materials, New materials that meet the intent of the preamble above.	Exterior finish installation system (EIFS), Opaque panels, Ornamental metal, Smooth concrete block, Scored concrete block, Smooth concrete tilt-up panels, Glazed block, Glass block, Ceramic Other comparable or superior materials, New materials that meet the intent of the preamble above.

- (2) Buildings may be constructed primarily of one (1) specific Class I material provided that the design fits the purpose of the building and is obviously superior to the general intent of this Division to provide visual interest, variation in detailing, and eliminate long wall sections without windows.
- (3) A distinctly different color of brick may be considered as a second Class I material, however, minor blended color combinations shall not be considered as a separate material.
- (4) Garage doors, window trim, flashing, accent items, and the like, shall not constitute required materials that make up the exterior finish of a building for the purposes of this section.

**Sec. 40 – 454. Central Business District (CBD).**

- (1) Acceptable exterior materials are divided into Class I, Class II, and Class III categories as presented in the table below. Facades facing public right-of-way or a residential district must be composed of at least 65 percent of Class I or II materials, with Class I materials comprising at least 25 percent of the total façade. Side and rear facades not visible from public right-of-way or residential districts may use any combination of Class I, II, or III materials.

CLASS I	CLASS II	CLASS III
Brick, Natural stone (or similar appearing, high quality manufactured stone), Natural wood, provided that the surfaces are finished for exterior use or the wood is of proven durability for exterior use, such as cedar, redwood or cypress, Glass curtain wall, Copper, Other comparable or superior materials, New materials that meet the intent of the preamble above.	Specialty concrete block such as burnished, textured or rock face, Architecturally precast concrete panels having an exposed aggregate, light sandblast, acid etch, form liner, smooth as cast, tooled, natural stone veneer, brick face and/or cast stone type finish, Masonry stucco, Fiber-cement exterior siding, <u>Engineered wood siding.</u> Other comparable or superior materials, New materials that meet the intent of the preamble above.	Exterior finish installation system (EIFS), Opaque panels, Ornamental metal, Smooth concrete block, Scored concrete block, Smooth concrete tilt-up panels, Glazed block, Glass block, Ceramic Other comparable or superior materials, New materials that meet the intent of the preamble above.

- (2) Buildings may be constructed primarily of one (1) specific Class I material provided that the design fits the purpose of the building and is obviously superior to the general intent of this Division to provide visual interest, variation in detailing, and eliminate long wall sections without windows.
- (3) A distinctly different color of brick may be considered as a second Class I material, however, minor blended color combinations shall not be considered as a separate material.
- (4) Garage doors, window trim, flashing, accent items, and the like, shall not constitute required materials that make up the exterior finish of a building for the purposes of this section.

**Sec. 40 – 455. Commercial District (C).**

- (1) Acceptable exterior materials are divided into Class I, Class II, and Class III categories as presented in the table below. Facades facing public right-of-way or a residential district must be composed of at least 65 percent of Class I or II materials, with Class I materials comprising at least 25 percent of the total façade. Side and rear facades not visible from public right-of-way or residential districts may use any combination of Class I, II, or III materials.

CLASS I	CLASS II	CLASS III
Brick, Natural stone (or similar appearing, high quality manufactured stone), Natural wood, provided that the surfaces are finished for exterior use or the wood is of proven durability for exterior use, such as cedar, redwood or cypress, Glass curtain wall, Copper, Other comparable or superior materials, New materials that meet the intent of the preamble above.	Specialty concrete block such as burnished, textured or rock face, Architecturally precast concrete panels having an exposed aggregate, light sandblast, acid etch, form liner, smooth as cast, tooled, natural stone veneer, brick face and/or cast stone type finish, Masonry stucco, Fiber-cement exterior siding, <u>Engineered wood siding.</u> Other comparable or superior materials, New materials that meet the intent of the preamble above.	Exterior finish installation system (EIFS), Opaque panels, Ornamental metal, Smooth concrete block, Scored concrete block, Smooth concrete tilt-up panels, Glazed block, Glass block, Ceramic Other comparable or superior materials, New materials that meet the intent of the preamble above.

- (2) Buildings may be constructed primarily of one (1) specific Class I material provided that the design fits the purpose of the building and is obviously superior to the general intent of this Division to provide visual interest, variation in detailing, and eliminate long wall sections without windows.
- (3) A distinctly different color of brick may be considered as a second Class I material, however, minor blended color combinations shall not be considered as a separate material.
- (4) Garage doors, window trim, flashing, accent items, and the like, shall not constitute required materials that make up the exterior finish of a building for the purposes of this section.

**Sec. 40 – 456. Office and Health Care District (OHC).**

- (1) Acceptable exterior materials are divided into Class I, Class II, and Class III categories as presented in the table below. Facades facing public right-of-way or a residential district must be composed of at least 65 percent of Class I or II materials, with Class I materials comprising at least 25 percent of the total façade. Side and rear facades not visible from public right-of-way or residential districts may use any combination of Class I, II, or III materials.

CLASS I	CLASS II	CLASS III
Brick, Natural stone (or similar appearing, high quality manufactured stone), Natural wood, provided that the surfaces are finished for exterior use or the wood is of proven durability for exterior use, such as cedar, redwood or cypress, Glass curtain wall, Copper, Other comparable or superior materials, New materials that meet the intent of the preamble above.	Specialty concrete block such as burnished, textured or rock face, Architecturally precast concrete panels having an exposed aggregate, light sandblast, acid etch, form liner, smooth as cast, tooled, natural stone veneer, brick face and/or cast stone type finish, Masonry stucco, Fiber-cement exterior siding, <u>Engineered wood siding.</u> Other comparable or superior materials, New materials that meet the intent of the preamble above.	Exterior finish installation system (EIFS), Opaque panels, Ornamental metal, Smooth concrete block, Scored concrete block, Smooth concrete tilt-up panels, Glazed block, Glass block, Ceramic Other comparable or superior materials, New materials that meet the intent of the preamble above.

- (2) Buildings may be constructed primarily of one (1) specific Class I material provided that the design fits the purpose of the building and is obviously superior to the general intent of this Division to provide visual interest, variation in detailing, and eliminate long wall sections without windows.
- (3) A distinctly different color of brick may be considered as a second Class I material, however, minor blended color combinations shall not be considered as a separate material.
- (4) Garage doors, window trim, flashing, accent items, and the like, shall not constitute required materials that make up the exterior finish of a building for the purposes of this section.

**THE REST OF THIS PAGE INTENTIONALLY LEFT BLANK**

**Sec. 40 – 457. Mixed Use District (MXD).**

- (1) Acceptable exterior materials are divided into Class I, Class II, and Class III categories as presented in the table below. Facades facing public right-of-way or a residential district must be composed of at least 65 percent of Class I or II materials, with Class I materials comprising at least 25 percent of the total façade. Side and rear facades not visible from public right-of-way or residential districts may use any combination of Class I, II, or III materials.

CLASS I	CLASS II	CLASS III
Brick, Natural stone (or similar appearing, high quality manufactured stone), Natural wood, provided that the surfaces are finished for exterior use or the wood is of proven durability for exterior use, such as cedar, redwood or cypress, Glass curtain wall, Copper, Other comparable or superior materials, New materials that meet the intent of the preamble above.	Specialty concrete block such as burnished, textured or rock face, Architecturally precast concrete panels having an exposed aggregate, light sandblast, acid etch, form liner, smooth as cast, tooled, natural stone veneer, brick face and/or cast stone type finish, Masonry stucco, Fiber-cement exterior siding, <u>Engineered wood siding,</u> Other comparable or superior materials, New materials that meet the intent of the preamble above.	Exterior finish installation system (EIFS), Opaque panels, Ornamental metal, Smooth concrete block, Scored concrete block, Smooth concrete tilt-up panels, Glazed block, Glass block, Ceramic Other comparable or superior materials, New materials that meet the intent of the preamble above.

- (2) Buildings may be constructed primarily of one (1) specific Class I material provided that the design fits the purpose of the building and is obviously superior to the general intent of this Division to provide visual interest, variation in detailing, and eliminate long wall sections without windows.
- (3) A distinctly different color of brick may be considered as a second Class I material, however, minor blended color combinations shall not be considered as a separate material.
- (4) Garage doors, window trim, flashing, accent items, and the like, shall not constitute required materials that make up the exterior finish of a building for the purposes of this section.

**Sec. 40 – 458. Industrial District (I).**

- (1) Acceptable exterior materials are divided into Class I, Class II, and Class III categories as presented in the table below. Facades facing public right-of-way or a residential district must be composed of at least 65 percent of Class I or II materials, with Class I materials comprising at least 25 percent of the total façade. Side and rear facades not visible from public right-of-way or residential districts may use any combination of Class I, II, or III materials.

CLASS I	CLASS II	CLASS III
Brick, Natural stone (or similar appearing, high quality manufactured stone), Natural wood, provided that the surfaces are finished for exterior use or the wood is of proven durability for exterior use, such as cedar, redwood or cypress, Glass curtain wall, Copper, Other comparable or superior materials, New materials that meet the intent of the preamble above.	Specialty concrete block such as burnished, textured or rock face, Architecturally precast concrete panels having an exposed aggregate, light sandblast, acid etch, form liner, smooth as cast, tooled, natural stone veneer, brick face and/or cast stone type finish, Masonry stucco, Fiber-cement exterior siding, <u>Engineered wood siding,</u> Other comparable or superior materials, New materials that meet the intent of the preamble above.	Exterior finish installation system (EIFS), Opaque panels, Ornamental metal, Smooth concrete block, Scored concrete block, Smooth concrete tilt-up panels, Glazed block, Glass block, Ceramic Other comparable or superior materials, New materials that meet the intent of the preamble above.

- (2) Buildings may be constructed primarily of one (1) specific Class I material provided that the design fits the purpose of the building and is obviously superior to the general intent of this Division to provide visual interest, variation in detailing, and eliminate long wall sections without windows.
- (3) A distinctly different color of brick may be considered as a second Class I material, however, minor blended color combinations shall not be considered as a separate material.
- (4) Garage doors, window trim, flashing, accent items, and the like, shall not constitute required materials that make up the exterior finish of a building for the purposes of this section.
- (5) Buildings in the Industrial District must have the lower seventy-five percent (75%) of all exterior wall surfaces be at least one or a combination of Class I, II, or III materials. The remaining twenty-five percent (25%) of the building may be any material subject to final approval by the Planning Commission and City Council.

Sec. 40 – 459. Reserved.

Passed and approved by the City Council of the City of Wyoming this 21st day of November, 2023.

---

Lisa Iverson, Mayor

ATTEST:

This Document Drafted by:  
The City of Wyoming  
26885 Forest Boulevard  
Wyoming, Minnesota 55092

---

Robb Linwood, City Clerk

DRAFT

## **Current City of Wyoming Ordinance**

### **DIVISION 5. ARCHITECTURAL STANDARDS**

#### **Sec. 40 – 450. Scope.**

The requirements contained within this Division shall apply to all nonresidential structures in the Agricultural, Rural Residential I, Rural Residential II, Single-Family Residential, One- and Two-Family Residential, and Manufactured Home Districts, and all structures in the Multiple Family Dwelling, Central Business, Commercial, Industrial, Office and Health Care, or Mixed-Use Districts.

- (1) Architectural Standards for dwellings are contained in Article VII, Division 6.
- (2) These standards shall not apply to farm structures that are allowed as a permitted use in the Agricultural District.

#### **Sec. 40 – 451. Architectural standards.**

These standards are intended to ensure coordinated design of new and existing building exteriors, including additions and accessory structures, in order to prevent visual disharmony; minimize adverse impacts on adjacent properties from buildings which detract from the character and appearance of the district; and aid in improving the overall economic viability of the district. These standards are further intended to prevent use of materials that are unsightly, subject to rapid deterioration or which contribute to depreciation of property values or cause urban blight. It is not the intent of this Division to unduly restrict design freedom when reviewing and approving project architecture in relationship to the proposed land use, site characteristics, and interior building layout. While the City of Wyoming has not established a theme or particular style of architecture that must be adhered to, a general goal of creating a small city atmosphere is desired within the Central Business District.

- (1) Architectural plans shall be prepared by an architect or other qualified person (as determined by the Zoning Administrator) and shall show the following:
  - (a) Elevations of all sides of the building.
  - (b) Type and color of exterior building materials.
  - (c) Typical floor plans.
  - (d) Dimensions of all structures.
  - (e) The location of trash containers and of exterior electrical, heating, ventilation, and air conditioning equipment.
  - (f) Utility plans including water, sanitary sewer, and storm sewer.
  - (g) Additional plans deemed necessary by the Zoning Administrator.
- (2) Exterior building materials shall be subject to Planning Commission approval and the following:
  - (a) Commercial structures must provide a cohesive architectural appearance reflecting its functional purpose and must be composed of at least sixty-five percent (65%) Class I materials; not more than thirty-five percent (35%) percent Class II or Class III materials.
  - (b) Classes of materials. For the purposes of this subdivision, exterior materials shall be divided into Class I, Class II, and Class III categories as follows:
    1. Class I consisting of:
      - i Brick,
      - ii Natural stone (or similar appearing, high quality manufactured stone),
      - iii Natural wood, provided that the surfaces are finished for exterior use or the wood is of proven durability for exterior use, such as cedar, redwood or cypress,
      - iv Glass curtain wall,
      - v Copper,
      - vi Other comparable or superior materials,
      - vii New materials that meet the intent of the preamble above.

2. *Class II consisting of:*
    - i *Specialty concrete block such as burnished, textured or rock face,*
    - ii *Architecturally precast concrete panels having an exposed aggregate, light sandblast, acid etch, form liner, smooth as cast, tooled, natural stone veneer, brick face and/or cast stone type finish,*
    - iii *Masonry stucco,*
    - iv *Fiber-cement exterior siding,*
    - v *Other comparable or superior materials,*
    - vi *New materials that meet the intent of the preamble above.*
  3. *Class III consisting of:*
    - i *Exterior finish installation system (EIFS),*
    - ii *Opaque panels,*
    - iii *Ornamental metal,*
    - v *Smooth concrete block,*
    - vi *Scored concrete block,*
    - vii *Smooth concrete tilt-up panels,*
    - viii *Glazed block,*
    - ix *Glass block,*
    - x *Ceramic*
    - xi *Other comparable or superior materials,*
    - xii *New materials that meet the intent of the preamble above.*
- (c) *A distinctly different color of brick may be considered as a second Class I material, however, minor blended color combinations shall not be considered as a separate material.*
  - (d) *Buildings may be constructed primarily of one (1) specific Class I material provided that the design fits the purpose of the building and is obviously superior to the general intent of this Division to provide visual interest, variation in detailing, and eliminate long wall sections without windows.*
  - (e) *Garish or bright accent colors for awnings, trim, banding, walls, entries or any portion of the building shall be minimized, but in no case shall such coloring exceed five percent (5%) of each wall area.*
  - (f) *Exposed roof materials shall be similar to, or an architectural equivalent of a high quality asphalt shingle (300# or better), wood shingle, standing seam metal roof, or better.*
- (3) *The overall architectural character shall have a consistent architectural expression on all sides of the building and be compatible with its surroundings.*
  - (4) *Windows or simulated windows shall be used on the ground level of any wall parallel to or nearly parallel to a street.*
  - (5) *All structures, including parking ramps shall be designed to be architecturally integrated into the overall site and be made of comparable materials and decorative elements.*
  - (6) *All façade treatments shall be maintained so as to not be unsightly in appearance or in a state of disrepair, nor shall harmful health or safety conditions be present for the life of the project.*
  - (7) *Prohibited Exterior Materials:*
    - (a) *Vinyl Siding.*
    - (b) *Metal Siding.*
    - (c) *Formed Metal Panels with exposed fasteners.*
    - (d) *Pre-engineered post-frame structures with agricultural grade metal wall and roof panels, commonly called "pole barns" are not permitted.*
  - (8) *Exceptions – The following exceptions to the exterior building material requirements may apply:*

- (a) *The use is an essential service as defined by this Division; or*
- (b) *The applicant shall have the burden of demonstrating that:*
  - 1. *The proposed building maintains the quality in design and materials intended by this Division,*
  - 2. *The proposed building design and materials are compatible and in harmony with other structures within the district,*
  - 3. *The justification for deviation from the requirements of this section shall not be based on economic considerations.*
- (c) *Sides of a building which are not visible from any public road may use any combination of Class I, II, or III materials, if approved by the Planning Commission and City Council. The applicant must be able to demonstrate that said side of building is not visible from any public road.*
- (d) *Buildings in the Industrial District must have the lower seventy-five percent (75%) of all exterior wall surfaces be at least one or a combination of Class I, II, or III materials. The remaining twenty-five percent (25%) of the building may be any material subject to final approval by the Planning Commission and City Council.*
- (e) *Garage doors, window trim, flashing, accent items, and the like, shall not constitute required materials that make up the exterior finish of a building for the purposes of this section.*

**Sec. 40 – 452. Additions and Repairs to Existing Buildings**

- (1) *Nonconforming buildings existing as of February 2, 1998 and allowed under Article VII, Division 22, shall not be prohibited by this Division; however, additions to or enlargements of such structures or repairs or restorations for damage or destruction of the structure as described in Sec. 40 – 651, (5) shall be done in compliance with this Division.*
- (2) *All subsequent additions and accessory buildings constructed after the erection of the original building or buildings shall be reviewed by the Planning Commission.*

**UNAPPROVED MINUTES  
PLANNING COMMISSION  
CITY OF WYOMING, MINNESOTA  
NOVEMBER 14, 2023  
7:00PM**

**CALL TO ORDER:**

*Planning Commission Chairman Lobermeier called the Regular Meeting of the Wyoming Planning Commission for November 14, 2023 to order at 7:00 PM*

**CALL OF ROLL:**

*On a Call of the Roll the following members of the Wyoming Planning Commission were present: Mark Lobermeier, Michael Naumann, Katie West, and Dan Iverson*

*ABSENT: Mark Holl*

*Also Present: Fred Weck Zoning Administrator and Council Liaison Lisa Iverson*

**DETERMINATION OF A QUORUM:**

**PLEDGE OF ALLEGIANCE:**

**OPEN FORUM: NONE**

**APPROVAL OF MINUTES:**

- 1. Consider approving the minutes of the “Regular Meeting” of the Wyoming, Minnesota Planning Commission for October 24, 2023**

Commissioner Iverson noted the need for a formatting change in various places throughout the minutes where a comma is needed to separate the names Holl and Iverson.

**A MOTION WAS MADE BY COMMISSIONER IVERSON, SECONDED BY COMMISSIONER NAUMANN, TO APPROVE THE MINUTES OF THE “REGULAR MEETING” OF THE WYOMING, MINNESOTA PLANNING COMMISSION FOR OCTOBER 24, 2023, AS REVISED.**

*Voting Aye: Naumann, West, Iverson, and Lobermeier  
Voting Nay: None  
Abstain: None  
Absent: Holl*

**SCHEDULED PUBLIC HEARINGS: NONE**

- 2. O-23-005 Ordinance Amendment – Ordinance 2023-05, Architectural Standards**

Commissioner Iverson referenced the recent situation with Dairy Queen where there was essentially some ‘arm wrestling’ between them and the City. He asked if there was anything within the Architectural Standards that the City should have that may help them navigate those types of things in the future, for example, with a business that is a national chain that has specific branding.

Zoning Administrator Weck noted that there was not anything that specifically addressed it but it would most likely be handled just how they did with Dairy Queen where they presented their branding and allowed them the opportunity to explain it to the City. He noted that as he has traveled around and observed new Dairy Queens, he noticed that they are not all following the same plan and many appear to be following the architectural standards of the various local communities.

Commissioner Iverson asked if they could include something that acknowledges that the City 'may consider' a corporations branding and identity.

Chair Lobermeier asked if Commissioner Iverson was more in favor of what happened with Dairy Queen or was looking to find a way to avoid it.

Commissioner Iverson stated that he was okay with it because he understands that they cannot have architectural standards that address every situation, but at the same time, wanted to recognize that if there is a national chain that has a brand standard that they want to uphold them, then he does not think the City should get in the way of that kind of thing. He stated that he would like the City to have standards, but also have a way to provide some flexibility when there is branding involved.

Chair Lobermeier stated that he didn't think the City would want to oppose branding that is important, but they also should not just give up on whatever the architectural standards are. He stated that he felt what was being presented tonight allows them some leeway and also allows the applicant to approach the City.

Commissioner Iverson asked if this ordinance amendment was changed in order to allow for that leeway.

Zoning Administrator Weck stated that ordinances from other cities went the route of saying 'this is how we want the downtown area to look' and specifically spelled it out. He explained that the City only asks that they provide the materials in a certain percentage. He stated that he believed there was more flexibility within this amended ordinance, but clarified that it did not address branding.

Chair Lobermeier noted that he thinks it should begin with a discussion and he wanted to see that there was some type of dialogue that happens up front.

**MOTION BY COMMISSIONER WEST, SECONDED BY COMMISSIONER NAUMANN, TO OPEN THE PUBLIC HEARING.**

*Voting Aye: Naumann, West, Iverson, and Lobermeier*  
*Voting Nay: None*  
*Abstain: None*  
*Absent: Holl*

**MOTION BY COMMISSIONER WEST, SECONDED BY COMMISSIONER IVERSON, TO CLOSE THE PUBLIC HEARING.**

*Voting Aye: Naumann, West, Iverson, and Lobermeier*  
*Voting Nay: None*  
*Abstain: None*  
*Absent: Holl*

**MOTION BY COMMISSIONER IVERSON, SECONDED BY COMMISSIONER WEST, TO RECOMMEND APPROVAL TO THE CITY COUNCIL OF O-23-005, ORDINANCE**

**AMENDMENT – ORDINANCE 2023-05, ARCHITECTURAL STANDARDS.**

*Voting Aye: Naumann, West, Iverson, and Lobermeier*  
*Voting Nay: None*  
*Abstain: None*  
*Absent: Holl*

**NEW BUSINESS: NONE**

**OLD BUSINESS: NONE**

**COMMUNICATIONS: NONE**

**UPDATES:**

Zoning Administrator Weck noted that the EDA has put together a rough draft of their downtown plan and would like to hold a joint session with the Planning Commission. He stated that the rough draft of the EDA plan is available in the most recent packet for the EDA meeting on the City's website, under the 'Agendas and Minutes' tab.

**A MOTION WAS MADE BY COMMISSIONER WEST, SECONDED BY COMMISSIONER NAUMANN, TO ADJOURN THE NOVEMBER 14, 2023 "REGULAR MEETING" OF THE WYOMING, MINNESOTA PLANNING COMMISSION AT 7:14 PM.**

*Voting Aye: Naumann, West, Iverson, and Lobermeier*  
*Voting Nay: None*  
*Abstain: None*  
*Absent: Holl*

**RESOLUTION NO. 23-11-117**

**RESOLUTION ADOPTING AND APPROVING A SUMMARY PUBLICATION FOR ORDINANCE NO. 2023-05 AN ORDINANCE AMENDING THE CITY OF WYOMING CODE OF ORDINANCES, CHAPTER 40, ARTICLE IV, DEFINITIONS AND ARTICLE VII, DIVISION 5, ARCHITECTURAL STANDARDS.**

**WHEREAS**, the City of Wyoming is a political subdivision, organized and existing under the laws of the State of Minnesota; and,

**WHEREAS**, the City has adopted the City of Wyoming Ordinance, No. 2023-05 an ordinance amending Chapter 40 of the City Code containing pages; and

**WHEREAS**, the City Council has determined that publication of the title of the ordinance and a summary of the ordinance would clearly inform the public of the intent and effect of the ordinance.

**NOW, THEREFORE, BE IT RESOLVED**, that the City Council of the City of Wyoming hereby directs the City Clerk to cause to be published in the Chisago County Press the following notice:

**NOTICE OF ADOPTION OF THE CITY OF WYOMING ORDINANCE NO. 2023-05 AN ORDINANCE AMENDING THE CITY OF WYOMING CODE OF ORDINANCES, CHAPTER 40, ARTICLE IV, DEFINITIONS AND ARTICLE VII, DIVISION 5, ARCHITECTURAL STANDARDS.**

**TO WHOM IT MAY CONCERN:**

**NOTICE IS HEREBY GIVEN** that on the 21st day of November 2023, the City Council of the City of Wyoming adopted an Ordinance amending Chapter 40 of the City Code. The new Ordinance is entitled:

**ORDINANCE NO. 2023-05  
AN ORDINANCE AMENDING THE CITY OF WYOMING CODE OF ORDINANCES,  
CHAPTER 40, ARTICLE IV, DEFINITIONS AND ARTICLE VII, DIVISION 5,  
ARCHITECTURAL STANDARDS.**

**NOTICE IS FURTHER GIVEN** that the ordinance is intended to ensure coordinated design of new and existing building exteriors, including additions and accessory structures, in order to prevent visual disharmony; minimize adverse impacts on adjacent properties from buildings which detract from the character and appearance of the district; and aid in improving the overall economic viability of the district. These standards are further intended to prevent use of materials that are unsightly, subject to rapid deterioration or which contribute to depreciation of property values or cause urban blight.

**NOTICE IS FURTHER GIVEN** that a printed copy of the entire ordinance is available for inspection by any person during the City Clerk's regular office hours in the City Hall located at 26885 Forest Boulevard, Wyoming, Minnesota. Furthermore, proof of publication of the title and summary shall be recorded in the ordinance book of the City Wyoming within 10 days of publication of the title and summary.

**ADOPTED BY THE CITY COUNCIL OF THE CITY OF WYOMING THIS 21st DAY OF NOVEMBER, 2023.**

---

Lisa Iverson, Mayor

ATTEST:

This Document Drafted by:  
The City of Wyoming  
26885 Forest Boulevard  
Wyoming, Minnesota 55092

---

Robb Linwood, City Administrator

# Request for Council Action

Date: November 15, 2023

To: Wyoming City Council, Mayor Lisa Iverson, Councilmembers Claire Luger, Linda Nanko Yeager, Brett Ohnstad, and Dennis Schilling

Cc: Robb Linwood; File

From: City Engineer, Mark Erichson, PE

RE: Preparation of Feasibility Study for the 2024 Street Improvement Project

---

Staff has evaluated City streets by conducting pavement condition ratings and road tours to prioritize improvement projects, resulting in a multi-year Capital Improvement Plan (CIP). The CIP provides a schedule for the various roadway improvements that are necessary to maintain the City streets in an effective and efficient manner. Staff recently provided Council a 5-year CIP for consideration and the following proposed improvements in 2024 include the following:

- 258<sup>th</sup> Street (Goodview Avenue to Goodwin Road)
- Goodwin Road (Verges Memorial Park to approximately 750 feet southeast of Gramford Avenue)
- Goodwin Lane
- 255<sup>th</sup> Street (Goodview Avenue to Gramford Avenue)
- Gramford Avenue (255<sup>th</sup> Street to Granada Avenue)
- Granada Avenue (west access off of 260<sup>th</sup> Street to east access off of 260<sup>th</sup> Street)

The feasibility study for the above-mentioned streets will include options that consist of a full reconstruction and roadway reclamation improvements. The improvements identified for 2024 proposed assessments to benefitting property owners and require adherence to the process outline in Chapter 429 of the Minnesota State Statute. Part of this process involves preparing a feasibility study identifying proposed assessments.

Staff is requesting authorization to prepare the feasibility study for the 2024 Street Improvement Project, consistent with the 2024 – 2028 CIP as discussed with Council at the November 8, 2023, Work Session.

**Recommendation:**

Approve Resolution No. 23-11-118, a resolution ordering the preparation of a Feasibility Report for the 2024 Street Improvement Project.

**RESOLUTION NO. 23-11-118**

**A RESOLUTION  
ORDERING PREPARATION OF A FEASIBILITY REPORT FOR  
PUBLIC IMPROVEMENTS FOR THE  
2024 STREET IMPROVEMENT PROJECT**

**WHEREAS**, it is proposed to improve all or portions of the following roadways and to potentially assess the benefited property for all or a portion of the cost of the improvement, pursuant to Minnesota Statutes, Chapter 429:

- 258th Street (Goodview Avenue to Goodwin Road)
- Goodwin Road (Verges Memorial Park to approximately 750 feet southeast of Gramford Avenue)
- Goodwin Lane
- 255th Street (Goodview Avenue to Gramford Avenue)
- Gramford Avenue (255th Street to Granada Avenue)
- Granada Avenue (west access off of 260th Street to east access off of 260th Street)

NOW THEREFORE, BE IT RESOLVED BY THE CITY COUNCIL OF WYOMING, MINNESOTA:

That the proposed improvement, referred to as the 2024 Street Improvement Project for study and that the engineer is instructed to report to the council with all convenient speed advising the council in a preliminary way as to whether the proposed improvement is necessary, cost-effective, and feasible; whether it should best be made as proposed or in connection with some other improvement; the estimated cost of the improvement as recommended; and a description of the methodology used to calculate individual assessments for benefitting properties.

**This resolution was adopted by the City Council of the City of Wyoming on the 21<sup>st</sup> day of November, 2023.**

\_\_\_\_\_  
Lisa Iverson, Mayor

ATTEST:

\_\_\_\_\_  
Robb Linwood, City Administrator/Clerk



## *Request for Council Action*

*Date:* November 21, 2023

*Presented to:* Mayor Iverson and City Council Members

*Presented by:* Robb Linwood, City Administrator

*Department:* Administration

*Reference:* Personnel matter

*Method:* New Business

***Background Information:***

City staff is requesting the City Council to enter into a closed session for a personnel matter relating to confidential health information that would fall under MN State Statute 13D.05, Subd (2)(3) and (4).

***Recommendation:*** The Wyoming City Council enters a closed session under MN State Statute 13D.05, Subd (2)(3) and (4) for a personnel matter.



# Request for Council Action

Date: November 21 , 2023

Presented to: Mayor Iverson and City Council Members

Presented by: Robb Linwood, City Administrator

Department: Administration

Reference: Midcontinent-Chisago County -DEED-Fiber Project

Method: New Business

## **Background Information:**

The Chisago County Board of Commissioners have allocated a total of \$2,000,000 of their total ARPA allocation to expand broadband internet access to the cities, townships, and broadband providers within Chisago County. There is a cap of \$200,000 per project/community, however the \$2,000,000 is subject to change at the discretion of the Board of Commissioners depending on interest in the program. The purpose of the program is to assist with financing for broadband infrastructure to unserved or underserved areas within Chisago County, so more residents of Chisago County can access high speed, reliable and affordable internet.

The city of Wyoming staff has been working with Midcontinent to identify projects in the Wyoming area that may be eligible for the Department of Economic Development and Employment (DEED) Grant, Chisago County grant, midcontinent cost sharing and a city of Wyoming cost share. Midcontinent has identified a project on the the north end of County Road 30 that would establish fiber and provide services to 26 Wyoming households.

Midco has successfully applied to the County for funding for the project for an amount of \$45,000. Midcontinent is requesting a letter of support from the city for a DEED grant and a financial request of \$5,000 from the City of Wyoming for the project. This request is based on the value DEED places on local support, which Midcontinent believe's that amount would demonstrate. The project in Wyoming is part of a larger project that extends in to Stacy. Below is a breakdown of the costs. The max a DEED grant can cover is 50% so the remaining amounts are estimates based on pending requests we've made, including to the County. Midco's tentative construction plans are to construct and launch service in the project area in 2025.

Total project cost: \$257,000:

DEED Grant Request: \$128,500

Chisago County (approved) \$45,000

Midco: \$78,500

City of Wyoming: \$5,000

If approved by council staff would recommend that it should be approved contingent on the Grant from the Department of Economic Development and Employment (DEED) for the project. Staff is recommending the funding come from the city's ARPA dollars.

**Recommendation:** To approve Resolution 23-11-119 a resolution approving a letter of support towards a DEED Grant and a city of wyoming contribution of \$5,000 towards a Midcontinent fiber project.



November 21, 2023

Minnesota DEED  
Office of Broadband Development  
332 Minnesota Street  
Suite E-200  
St. Paul, MN 55101

To The Office of Broadband Development,

The City of Wyoming is in support of the State of Minnesota Border-to-Border Broadband Development Grant application being submitted by Midcontinent Communications (Midco) to expand broadband access to more residents in Wyoming

This area of our community has a demonstrated need for upgraded broadband service, as there are currently limited options that do not provide the speeds and reliability required for current uses. Midco's proposal to deploy fiber broadband infrastructure to this area will be beneficial to the citizens, businesses, and institutions.

As a city council we are confident in Midco's financial and managerial capability to ensure adequate project administration and customer service. We are also confident Midco's proposed project aligns with the broadband deployment goals of the State of Minnesota. We have appreciated the opportunity to partner with Midco on this project and are excited for the possibility of broadband expansion in our community.

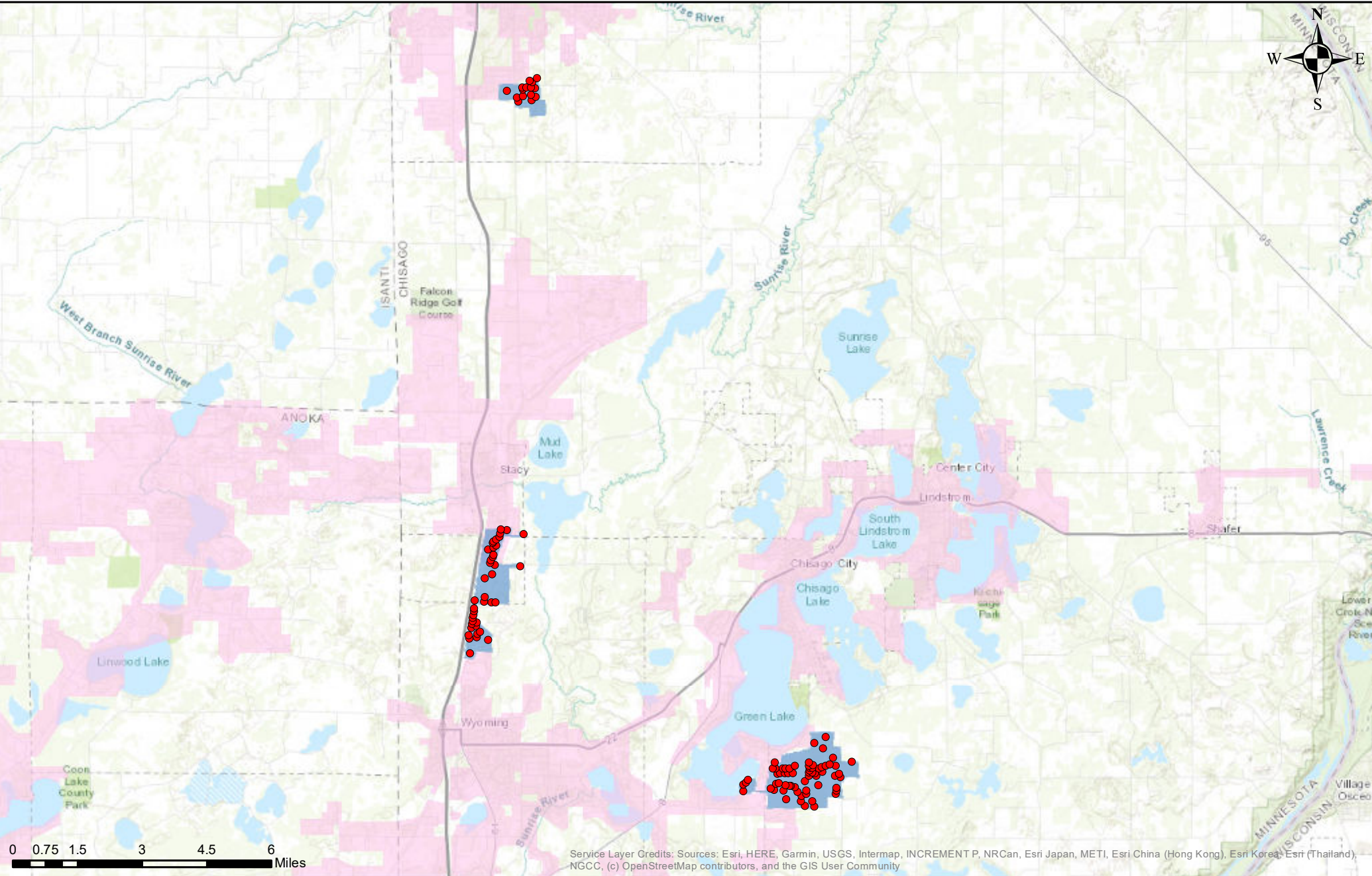
Sincerely,

The Wyoming city council:

Mayor Lisa Iverson  
Council Member Luger  
Council Member Nanko Yeager  
Council Member Ohnstad  
Council Member Schilling



wyoming@wyomingmn.org • Phone: 651-462-0575 • Fax: 651-462-0576  
PO Box 188 • 26885 Forest Boulevard • Wyoming, MN 55092



## Midco North Central Border-to-Border Proposed Project

- Addresses
- Grant Request Area
- Current Service

**RESOLUTION 23-11-119**

**A RESOLUTION APPROVING A LETTER OF SUPPORT TO A DEED GRANT AND A CITY OF WYOMING CONTRIBUTION OF \$5,000 TOWARDS A MIDCONTINENT FIBER PROJECT**

**WHEREAS**, The Chisago County Board of Commissioners have allocated a total of \$2,000,000 of their total ARPA allocation to expand broadband internet access to the cities, townships, and broadband providers within Chisago County.

**WHEREAS**, The project cost will be approximately \$257,000, with \$128,500 from a DEED grant, \$45,000 from Chisago County ARPA Fund, \$78,500 from Midcontinent and the City of Wyoming for \$5,000

**WHEREAS**, The Project area will be in Wyoming, on the north end of County Road 30 that would establish fiber and provide services to 26 Wyoming households.

**WHEREAS**, The city funding contribution for this project is contingent on the success of obtaining a DEED Grant in the amount of \$128,500 towards project costs

**NOW, THEREFORE, BE IT RESOLVED BY THE CITY COUNCIL OF THE CITY OF WYOMING, MINNESOTA** approves a letter of support to a DEED grant and a city of Wyoming contribution of \$5,000 towards a midcontinent fiber project

**ADOPTED BY THE CITY COUNCIL OF THE CITY OF WYOMING THIS 21ST DAY OF NOVEMBER, 2023.**

**CITY OF WYOMING**

By: \_\_\_\_\_  
Lisa Iverson, Mayor

ATTESTED:

\_\_\_\_\_  
Robb Linwood, City Administrator/Clerk